

TECHNICAL MANUAL

**DIRECT SUPPORT AND GENERAL SUPPORT MAINTENANCE
REPAIR PARTS AND SPECIAL TOOLS LIST
(INCLUDING DEPOT MAINTENANCE REPAIR
PARTS AND SPECIAL TOOLS)**

**SHELTER, EXPANDABLE, (MUST)
BRUNSWICK CORP. MODEL SE-1
(NSN 5410-00-933-9387)**

This copy is a reprint which includes current pages from Changes 1 and 2.

**HEADQUARTERS, DEPARTMENT OF THE ARMY
SEPTEMBER 1978**

CHANGE
NO. 3

HEADQUARTERS
DEPARTMENT OF THE ARMY
WASHINGTON, D.C., 25 MAY 1992

Direct Support and General Support Maintenance
Repair Parts and Special Tools List
(Including Depot Maintenance Repair Parts and Special Tools List)

**SHELTER, EXPANDABLE, (MUST)
BRUNSWICK CORP. MODEL SE-1
(NSN 5410-00-9339387)**

Approved for public release; Distribution is unlimited

TM 10-5410-221-34P-1, 7 September 1978 is changed as follows:

1. Remove and insert pages as indicated below. New or changed text material is indicated by a vertical bar in the margin. An illustration change is indicated by a miniature pointing hand.

Remove pages

13 through 16
31 and 32
177 and 178
189 and 190

Insert pages

13 through 16
31 and 32
177 and 178
189 and 190

2. Retain this sheet in front of manual for reference purposes.

By Order of the Secretary of the Army:

Official:

MILTON H. HAMILTON
*Administrative Assistant to the
Secretary of the Army*
01369

GORDON R. SULLIVAN
*General, United States Army
Chief of Staff*

DISTRIBUTION:

To be distributed in accordance with DA Form 12-25E, (qty rqr block no. 1617).

CHANGE }
NO. 2 }

HEADQUARTERS
DEPARTMENT OF THE ARMY
WASHINGTON, D.C., 21 March 1988

Direct Support and General Support Maintenance
Repair Parts and Special Tools List
(Including Depot Maintenance Repair Parts and Special Tools)

SHELTER, EXPANDABLE, (MUST)
BRUNSWICK CORP. MODEL SE-1
(NSN 5410-00-933-9387)

TM 10-5410-221-34P-1, 7 September 1978, is changed as follows:

1. Remove and insert pages as indicated below. New or changed text material is indicated by a vertical bar in the margin. An illustration change is indicated by a miniature pointing hand.

Remove pages

17 and 18
57 and 58
61 and 62
171 through 174
175 through 178
181 through 190

Insert pages

17 and 18
57 and 58
61 and 62
171 through 174
175 through 178
181 through 190

2. Retain this sheet in front of manual for reference purposes.

By Order of the Secretary of the Army:

CARL E. VUONO
General, United States Army
Chief of Staff

Official:

R. L. DILWORTH
Brigadier General, United States Army
The Adjutant General

DISTRIBUTION:

To be distributed in accordance with DA Form 12-25A, Direct Support and General Support Maintenance requirements for Shelter, Expandable, Rigid Construction, w/Air Lock Model SEU-2.

CHANGE }
No. 1 }

HEADQUARTERS
DEPARTMENT OF THE ARMY
WASHINGTON, D.C., 5 November 1986

Direct Support and General Support Maintenance
Repair Parts and Special Tools List
(Including Depot Maintenance Repair Parts and Special Tools)

SHELTER, EXPANDABLE, (MUST)
BRUNSWICK CORP. MODEL SE-1
(NSN 5410-00-933-9387)

TM 10-5410-221-34P-1, 7 September 1978, is changed as follows:

1. Remove and insert pages as indicated below. New or changed text material is indicated by a vertical bar in the margin. An illustration change is indicated by a miniature pointing hand.

Remove pages

9 and 10
53 through 68
101 and 102
115 and 116
149 and 150
161 through 169/170

Insert pages

9 and 10
53 through 68
101 and 102
115 and 116
149 and 150
161 through 169/170
199/200

2. Retain this sheet in front of manual for reference purposes.

By Order of the Secretary of the Army:

Official:

R. L. DILWORTH
Brigadier General, United States Army
The Adjutant General

JOHN A. WICKHAM, JR.
General, United States Army
Chief of Staff

DISTRIBUTION:

To be distributed in accordance with DA Form 12-25A, Direct Support and General Support Maintenance requirements for Shelter, Expandable, Rigid Construction, w/Air Lock Model SEU-2.

TECHNICAL MANUAL
NO. 10-5410-221-34P/1

HEADQUARTERS
DEPARTMENT OF THE ARMY,
WASHINGTON, D C, 7 September 1978

**DIRECT SUPPORT AND GENERAL SUPPORT MAINTENANCE
REPAIR PARTS AND SPECIAL TOOLS LIST
(INCLUDING DEPOT MAINTENANCE REPAIR PARTS
AND SPECIAL TOOLS)
SHELTER, EXPANDABLE, (MUST)
BRUNSWICK CORP. MODEL SE-1
(NSN 5410-00-933-9387)
Current as of 15 March 1978**

		Listing Page	Illus Figure
SECTION	I. INTRODUCTION.....	1	
	II. REPAIR PARTS LIST FOR DS AND GS MAINTENANCE	10	
Group	01. Electrical Equipment.....	10	
	Electrical equipment installation (Sheet 1 of 5)	5	1
	Electrical equipment installation (Sheet 2 of 5)	6	
	Electrical equipment installation (Sheet 3 of 5)	7	
	Electrical equipment installation (Sheet 4 of 5)	8	
	Electrical equipment installation (Sheet 5 of 5)	9	
	60 Cycles power input and output wiring harness assembly	14	2
	400 Cycles power input and output wiring harness assembly	15	3
	Underfloor heaters wiring harness assembly	16	4
	Heaters wiring harness assembly.....	17	5
	Sump pump wiring harness assembly	18	6
	Water line heaters wiring harness assembly	19	7
	Humidifier heater relay wiring harness assembly	20	8
	Surgical light wiring harness assembly.....	21	9
	Surgical and air lock lights wiring harness assembly	22	10
	Fluorescent light wiring harness assembly	23	11
	Fluorescent light wiring harness assembly.....	24	12
	Miscellaneous wire assemblies	25	13
	Remote temperature sensing wiring harness assembly	31	14
	400 and 60 Cycles electric power cable assembly.....	32	15
	Electrical installation distribution box assembly (Sheet 1 of 7)	33	16
	Electrical installation distribution box assembly (Sheet 2 of 7)	34	
	Electrical installation distribution box assembly (Sheet 3 of 7)	35	
	Electrical installation distribution box assembly (Sheet 4 of 7)	36	
	Electrical installation distribution box assembly (Sheet 5 of 7)	37	
	Electrical installation distribution box assembly (Sheet 6 of 7)	38	
	Electrical installation distribution box assembly (Sheet 7 of 7)	39	
	Circuit breaker panel assembly.....	44	17
	Electrical distribution box assembly (Sheet 1 of 2).....	45	18
	Electrical distribution box assembly (Sheet 2 of 2).....	46	
	Air lock light assembly	50	19
	Miscellaneous nameplates.....	51	20
Group	02. Hydraulic Fluid, Air and Vacuum System.....	53	
	Vacuum lines installation	52	21

*This manual supersedes TM 10-5410-221-34P/1, 22 December 1975, including all changes.

Group		Listing Page	Illus Figure
03.	Refrigeration and Air Conditioning Components	55	
	Air conditioning components	54	22
04.	Tentage, Equipment and Special Purpose Clothing Components	61	
	Shelter body assembly (Sheet 1 of 5)	56	23
	Shelter body assembly (Sheet 2 of 5)	57	
	Shelter body assembly (Sheet 3 of 5)	58	
	Shelter body assembly (Sheet 4 of 5)	59	
	Shelter body assembly (Sheet 5 of 5)	60	
	Folding roof support assembly	66	24
	Right and left hand folding floor assemblies (Sheet 1 of 3)	67	25
	Right and left hand folding floor assemblies (Sheet 2 of 3)	68	
	Right and left hand folding floor assemblies (Sheet 3 of 3)	69	
	Left and right hand folding roof assemblies (Sheet 1 of 4)	72	26
	Left and right hand folding roof assemblies (Sheet 2 of 4)	72	26
	Left and right hand folding roof assemblies (Sheet 3 of 4)	74	
	Left and right hand folding roof assemblies (Sheet 4 of 4)	75	
	Right front and rear folding end panel assemblies (Sheet 1 of 3)	79	27
	Right front and rear folding end panel assemblies (Sheet 2 of 3)	79	28
	Right front and rear folding end panel assemblies (Sheet 3 of 3)	81	
	Left front and rear folding end panel assemblies (Sheet 1 of 2)	84	28
	Left front and rear folding end panel assemblies (Sheet 2 of 2)	84	28
	Right and left front and rear folding side assemblies (Sheet 1 of 4)	88	29
	Right and left front and rear folding side assemblies (Sheet 2 of 4)	88	29
	Right and left front and rear folding side assemblies (Sheet 3 of 4)	89	
	Right and left front and rear folding side assemblies (Sheet 4 of 4)	91	
	Front and rear end panel assembly	96	30
	Left and right swinging door assemblies (Sheet 1 of 2)	97	31
	Left and right swinging door assemblies (Sheet 2 of 2)	98	
	Anti-back draft valve assembly	101	32
	Swinging door and fixed end access door lock assembly	103	33
	Power and water box assembly	105	34
	Water box cover and bracket assembly (Sheet 1 of 4)	107	
	Water box cover and bracket assembly (Sheet 2 of 4)	108	
	Water box cover and bracket assembly (Sheet 3 of 4)	109	
	Water box cover and bracket assembly (Sheet 4 of 4)	110	
	Side and fixed end leveling jack assemblies	114	36
	Fixed roof assembly (Sheet 1 of 3)	116	37
	Fixed roof assembly (Sheet 2 of 3)	117	
	Fixed roof assembly (Sheet 3 of 3)	118	
	Access door fixed end panel assembly (Sheet 1 of 4)	120	38
	Access door fixed end panel assembly (Sheet 2 of 4)	121	
	Access door fixed end panel assembly (Sheet 3 of 4)	122	
	Access door fixed end panel assembly (Sheet 4 of 4)	123	
	Fixed end panel access door assembly	128	39
	Support cable assembly	130	40
	Water box fixed end panel assembly (Sheet 1 of 4)	131	41
	Water box fixed end panel assembly (Sheet 2 of 4)	132	
	Water box fixed end panel assembly (Sheet 3 of 4)	133	
	Water box fixed end panel assembly (Sheet 4 of 4)	134	
	Fixed floor assembly (Sheet 1 of 3)	138	42
	Fixed floor assembly (Sheet 2 of 3)	139	
	Fixed floor assembly (Sheet 3 of 3)	140	
	Skid assembly	144	43
	Air lock expandable adapter assembly	145	44
	Expandable bellows assembly	146	45
	Cargo tie-down assembly, rope net assembly and cargo web net assembly ..	148	46
	Air lock assembly (Sheet 1 of 2)	150	47
	Air lock assembly (Sheet 2 of 2)	151	
	Anti-back draft valve assembly	153	48
	Air lock end panel assembly	155	49
	Air lock body assembly	156	50
05.	Pumps	162	
	Water drain system components (Sheet 1 of 4)	158	51
	Water drain system components (Sheet 2 of 4)	159	
	Water drain system components (Sheet 3 of 4)	160	
	Water drain system components (Sheet 4 of 4)	161	
	Reparable drain sump assembly	164	51A

		Listing Page	Illus Figure
Group	06. Water Supply System	168	
	Water supply system components (Sheet 1 of 2)	166	52
	Water supply system components (Sheet 2 of 2)	167	
SECTION	III. SPECIAL TOOLS, TEST AND SUPPORT EQUIPMENT FOR DS AND GS MAINTENANCE (Not Applicable).....		
	IV. NATIONAL STOCK NUMBER AND REFERENCE NUMBER INDEX.....	171	

Section I.
INTRODUCTION

1. Scope

This manual lists repair parts, special tools, test, measurement, and diagnostic equipment (TM-DE), and other support equipment required for operation and performance of direct support and general support maintenance of the Expandable Shelter.

2. General

a. *Section II-Repair Parts List.* A list of repair parts authorized for use in the performance of maintenance. The list also includes parts which must be removed for replacement of the authorized parts. Parts lists are composed of functional groups in ascending numerical sequence, with the parts in each group listed in figure and item number sequence.

b. *Section III-Special Tools List.* A list of special tools, TMDE, and support equipment authorized for the performance of maintenance, at the direct support and general support levels.

c. *Section IV--National Stock Number and Part Number Index.* A list, in ascending numerical sequence, of all National stock numbers appearing in the listings, followed by a list, in alphanumeric sequence, of all part numbers appearing in the listings. National stock number and part numbers are cross-referenced to each illustration figure and item number appearance.

3. Explanation of Columns

The following provides an explanation of columns found in the tabular listings:

- a. Illustration. This column is divided as follows:
- (1) Figure number. Indicates the figure number of the illustration in which the item is shown.
 - (2) Item number. The number used to identify each item called out in the illustration.
- b. Source, Maintenance, and Recoverability Codes (SMR).

(1) Source code. Source codes are assigned to support items to indicate the manner of acquiring support items for maintenance, repair, or overhaul of end items. Source codes are entered in the first and second positions of the Uniform SMR Code format as follows:

<i>Code</i>	<i>Definition</i>
PA	Item procured and stocked for anticipated or known usage.
PB	Item procured and stocked for insurance purpose because essentially dictates that a minimum quantity be available in the supply systems.
PC	Item procured and stocked and which otherwise would be coded PA except that it is deteriorative in nature.
PD	Support item, excluding support equipment, procured for initial issue or outfitting and stocked only for subsequent or additional initial issues or outfittings. Not subject to automatic replenishment.

<i>Code</i>	<i>Definition</i>
PE	Support equipment procured and stocked for initial issue or outfitting to specified maintenance repair activities.
PF	Support equipment which will not be stocked but which will be centrally procured on demand.
PG	Item procured and stocked to provide for sustained support for the life of the equipment. It is applied to an item peculiar to the equipment which, because of probable discontinuance or shutdown of production facilities, would prove uneconomical to reproduce at a later time.
KD	An item of a depot overhaul/repair kit and not purchased separately. Depot kit defined as a kit that provides items required at the time of overhaul or repair.
KF	An item of a maintenance kit and not purchased separately. Maintenance kit defined as a kit that provides an item that can be replaced at organizational or intermediate levels of maintenance.
KB	Item included in both a depot overhaul/repair kit and a maintenance kit.
MO	Item to be manufactured or fabricated at organizational level.
MF	Item to be manufactured or fabricated at the direct support maintenance level.
MH	Item to be manufactured or fabricated at the general support maintenance level.
MD	Item to be manufactured or fabricated at the depot maintenance level.
AO	Item to be assembled at organizational level.
AF	Item to be assembled at direct support maintenance level.
AH	Item to be assembled at general support maintenance level.
AD	Item to be assembled at depot maintenance level.
XA	Item is not procured or stocked because the requirements for the item will result in the replacement of the next higher assembly.
XB	Item is not procured or stocked. If not available through salvage, requisition.
XD	A support item that is not stocked. When required, item will be procured through normal supply channels.

NOTE

Cannibalization or salvage may be used as a source of supply for any items source coded above except those coded XA or XD.

(2) Maintenance code. Maintenance codes are assigned to indicate the levels of maintenance authorized to use and repair support items. The maintenance codes are entered in the third and fourth positions of the Uniform SMR Code format as follows:

(a) The maintenance code entered in the third position will indicate the lowest maintenance level authorized to remove, replace, and use the support item. The maintenance code entered in the third position will indicate one of the following levels of maintenance:

- | <i>Code</i> | <i>Application/Explanation</i> |
|-------------|---|
| C | Crew or operator maintenance performed within organizational maintenance. |
| O | Support item is removed, replaced, used at the organizational level. |
| I | Support item is removed, replaced, used by the direct support element of integrated direct support maintenance. |
| F | Support item is removed, replaced, used at the direct support level. |
| H | Support item is removed, replaced, used at the general support level. |
| D | Support items that are removed, replaced, used at depot, mobile depot, specialized repair activity only. |

NOTE

Codes "I" and "F" will be considered the same by direct support units.

(b) The maintenance code entered in the fourth position indicates whether the item is to be repaired and identifies the lowest maintenance level with the capability to perform complete repair (i.e., all authorized maintenance functions). This position will contain one of the following maintenance codes:

- | <i>Code</i> | <i>Application/Explanation</i> |
|-------------|---|
| O | The lowest maintenance level capable of complete repair of the support item is the organizational level. |
| F | The lowest maintenance level capable of complete repair of the support item is the direct support level. |
| H | The lowest maintenance level capable of complete repair of the support item is the general support level. |
| D | The lowest maintenance level capable of complete repair of the support item is the depot level. |
| L | Repair restricted to designated specialized repair activity. |
| Z | Nonreparable. No repair is authorized. |
| B | No repair is authorized. The item may be reconditioned by adjusting, lubricating, etc., at the user level. No parts or special tools are procured for the maintenance of this item. |

(3) Recoverability code. Recoverability codes are assigned to support items to indicate the disposition action on unserviceable items. The recoverability code is entered in the fifth position of the Uniform SMR Code format as follows:

- | <i>Recoverability Codes</i> | <i>Definition</i> |
|-----------------------------|--|
| Z | Nonreparable item. When unserviceable, condemn and dispose at the level indicated in position 3. |
| O | Reparable item. When uneconomically repairable, condemn and dispose at organizational level. |

- | | |
|---|--|
| F | Reparable item. When uneconomically repairable, condemn and dispose at the direct support level. |
| H | Reparable item. When uneconomically repairable, condemn and dispose at the general support level. |
| D | Reparable item. When beyond lower level repair capability, return to depot. Condemnation and disposal not authorized below depot level. |
| L | Reparable item. Repair, condemnation, and disposal not authorized below depot/specialized repair activity level. |
| A | Item requires special handling or condemnation procedures because of specific reasons (i.e., precious metal content, high dollar value, critical material or hazardous material). Refer to appropriate manuals/directives for specific instructions. |

c. National Stock Number. Indicates the National stock number assigned to the item and will be used for requisitioning purposes.

d. Part Number. Indicates the primary number used by the manufacturer which controls the design and characteristics of the item by means of its engineering drawings, specifications standards, and inspection requirements to identify an item or range of items.

NOTE

When a stock numbered item is requisitioned, the repair part received may have a different part number than the part being replaced.

e. Federal Supply Code for Manufacturer (FSCM). The FSCM is a 5-digit numeric code listed in SB 708-42 which is used to identify the manufacturer, distributor, or Government agency, etc.

f. Description. Indicates the Federal item name and, if required, and minimum description to identify the item. Items that are included in kits and sets are listed below the name of the kit or set with the quantity of each item in the kit or set indicated in the quantity incorporated in unit column. When the part to be used differs between serial numbers of the same model, the effective serial numbers are shown as the last line of the description. In the Special Tools List, the initial basis of issue (BOI) appears as the last line in the entry for each special tool, TMDE, and support equipment. When density of equipments supported exceeds density spread indicated in the basis of issue, the total authorization is increased accordingly.

g. Unit of Measure (U/M). Indicates the standard of the basic quantity of the listed item as used in performing the actual maintenance function. This measure is expressed by a two-character alphabetical abbreviation (e.g., ea, in, pr, etc.). When the unit of measure differs from the unit of issue, the lowest unit of issue that will satisfy the required units of measure will be requisitioned.

h. Quantity Incorporated in Unit. Indicates the quantity of the item used in the breakout shown on the illustration figure, which is prepared for a functional group, subfunctional group, or an assembly. A "V" appearing in this

column in lieu of a quantity indicates that no specific quantity is applicable (e.g., shims, spacers, etc.).

4. Special Information

a. Usable on codes are shown in the description column. Uncoded items are applicable to all serial numbers. Identification of the usable on codes used in this publication are:

Code	Used On
A	Serial No. 1 thru 184
B	Serial No. 185 thru 302

b. Detailed manufacturing instructions for items source coded to be manufactured or fabricated are found in TM 10-5410-221-24.

c. Detailed assembly instructions for items source coded to be assembled are found in TM 10-5410-221-24. Assembly components are listed immediately following the item to be assembled.

d. The following publications pertain to Expandable Shelter and its components:

TM 10-5410-221-10	Operator's Manual
TM 10-5410-221-24	Organizational, Direct and General Support Maintenance Manual
TM 10-5410-221-20P/1	Organizational Maintenance Repair Parts and Special Tools List

5. How to Locate Repair Parts

a. *When National Stock Number or Part Number is Unknown:*

(1) *First.* Using the table of contents, determine the functional group, within which the repair part belongs. This is necessary since illustrations are prepared for functional groups, and listings are divided into the same groups.

(2) *Second.* Find the illustration covering the functional group to which the repair part belongs.

(3) *Third.* Identify the repair part on the illustration and note the illustration figure and item number of the repair part.

(4) *Fourth.* Using the Repair Parts Listing, find the figure and item number noted on the illustration.

b. *When National Stock Number or Part Number is Known.*

(1) *First.* Using the Index of National Stock Numbers and Part Numbers, find the pertinent National stock number or part number. This index is in ascending NSN sequence followed by a list of part numbers in ascending alphanumeric sequence, cross-referenced to the illustration figure number and item number.

(2) *Second.* After finding the figure and item number, locate the figure and item number in the repair parts list.

6. Abbreviations

AL	Aluminum
AMP	Amperes
ASSY	Assembly
AWG	American wire gauge
CD	Cadmium
CRES	Corrosion resistance steel
CSK	Countersunk
DEG	Degree
DIA	Diameter
EA	Each
EXT	External
FED	Federal
FIL.....	Fillister
FLT	Flat
FT	Foot
HD	Head
HEX	Hexagon
HZ	Hertz
ID	Inside Diameter
IN	Inches
INTL	Internal
LH	Left Hand
LG	Long
NF	National fine
NO	Number
OD	Outside Diameter
P/N	Part number
PLTD	Plated
PVC	Polyvinyl chloride
RD	Round

Abbreviations (Cont)

REC	Recessed
RH	Right Hand
SOC	Socket
STD	Standard
STDP	Single throw; double pole
THD	Thread
THK	Thick
UN	Unified
UNC	Unified coarse
UNF	Unified fine
UNIV	Universal
V	Volt
VDC	Volts direct current
W	Watt

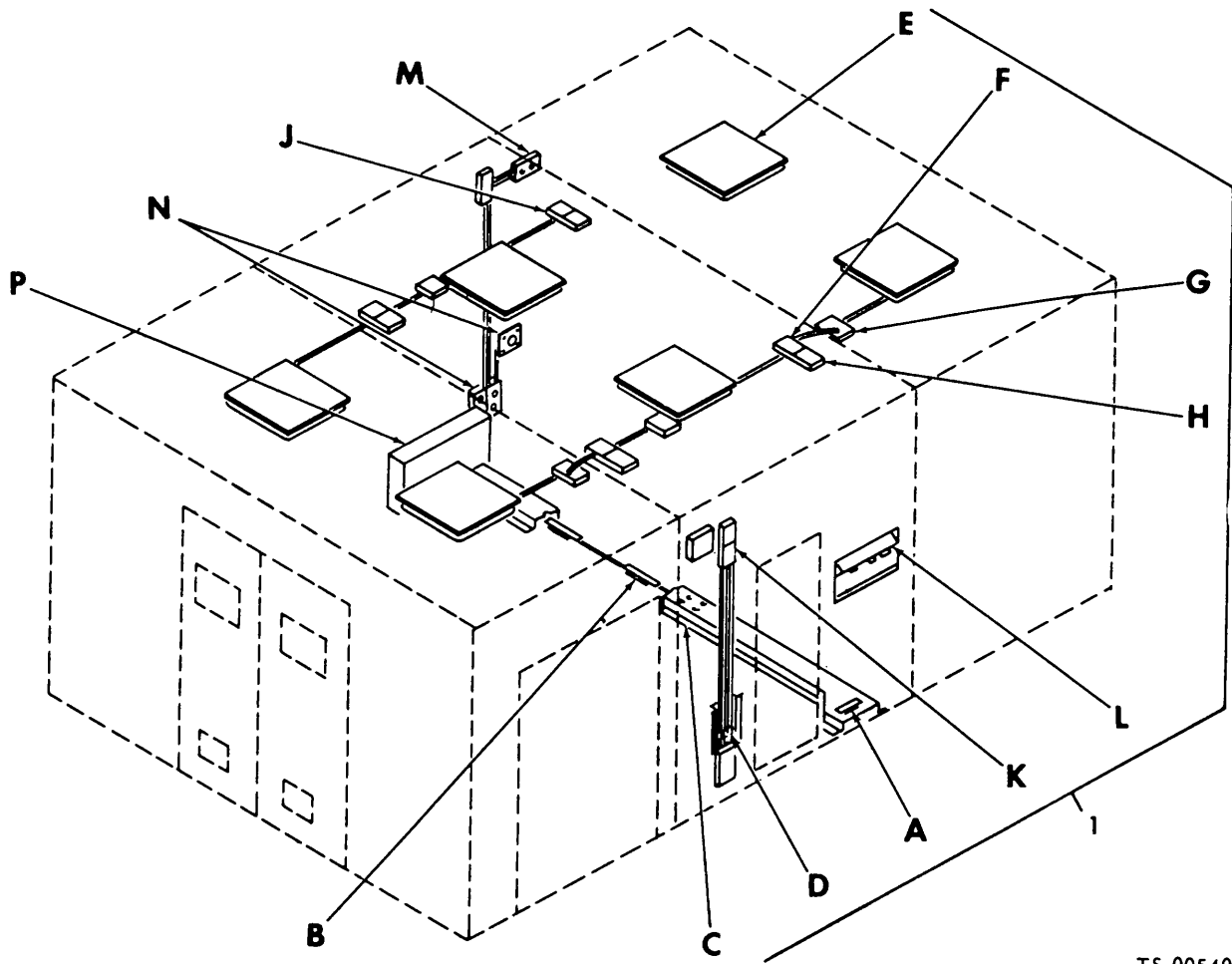
back of the manual for your use. Please mail your recommended changes directly to Commander, U.S. Army Troop Support Command, ATTN: AMSTR-MCTS, 4300 Goodfellow Blvd., St. Louis, MO 63120-1798. A reply will be furnished directly to you.

7. Reporting of Errors

You can help to improve this manual by calling attention to errors and by recommending improvements. Your letter, DA Form 2028 (Recommended Changes to Publications), and/or DA Form 2028-2 (Recommended Changes to Equipment Technical Manuals), may be used. Copies of DA form 2028-2 are attached in the

Change 1 4





TS 005401

Figure 1. Electrical equipment installation (Sheet 1 of 5).

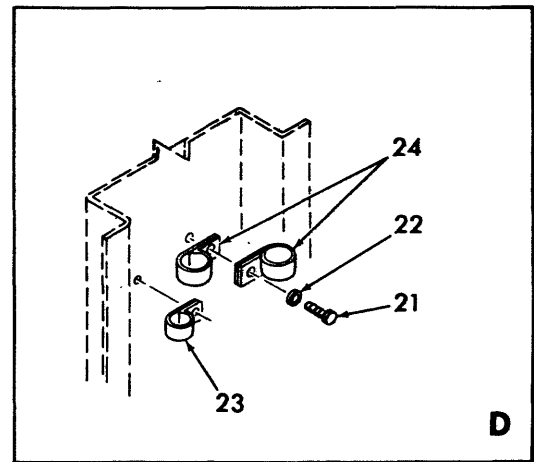
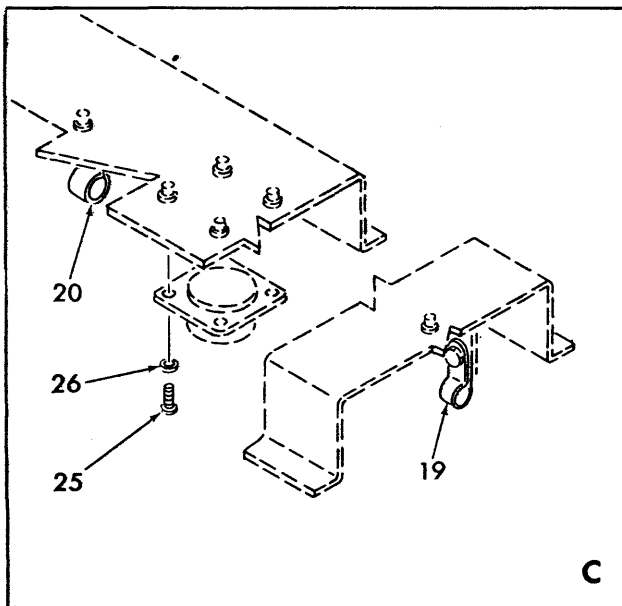
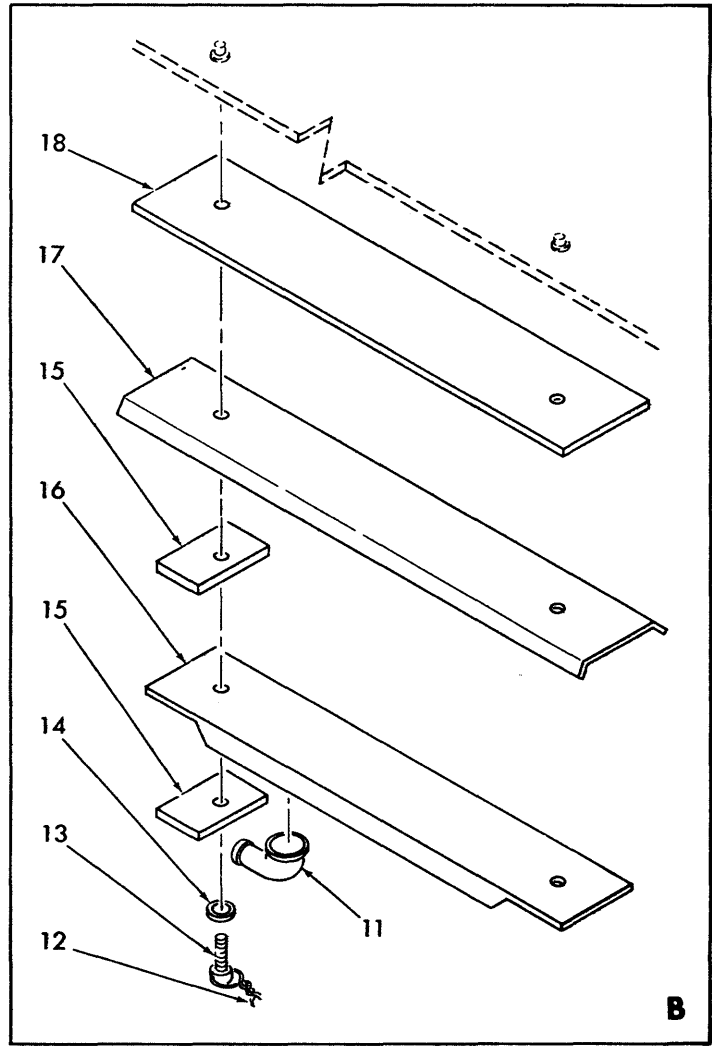
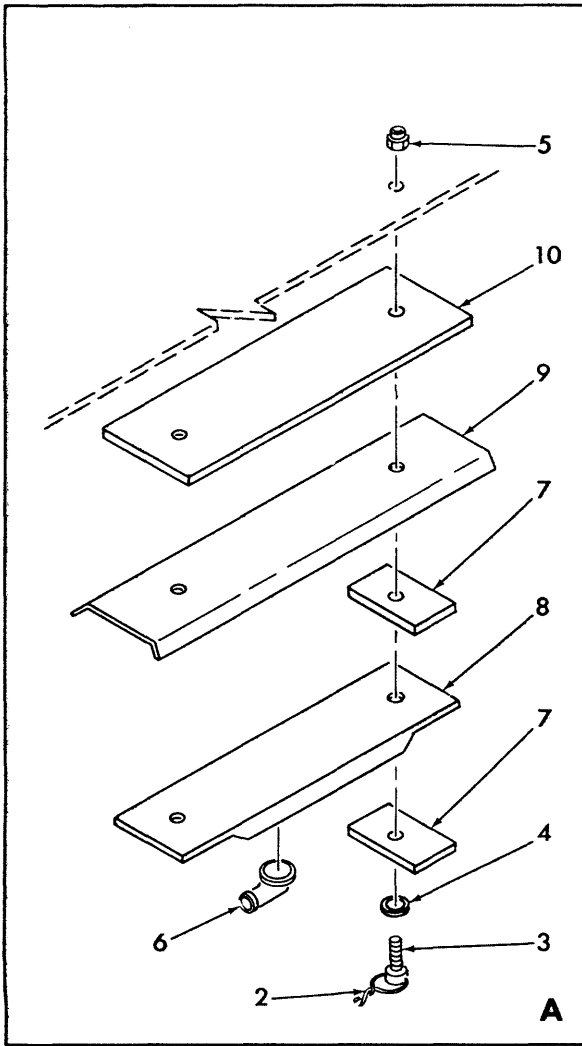
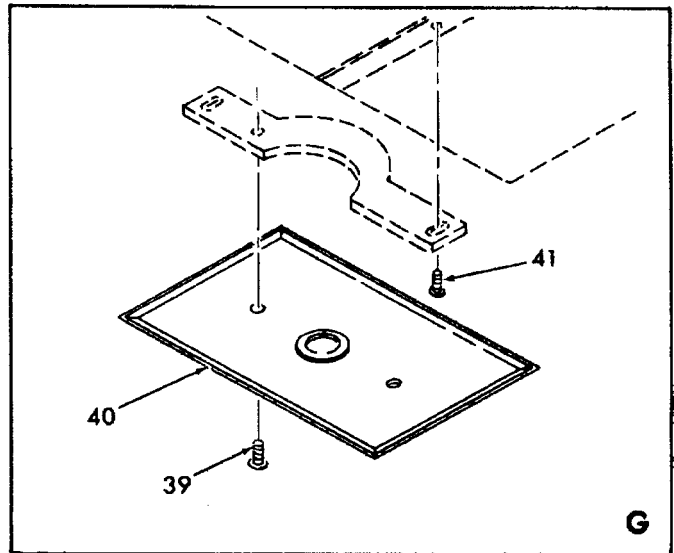
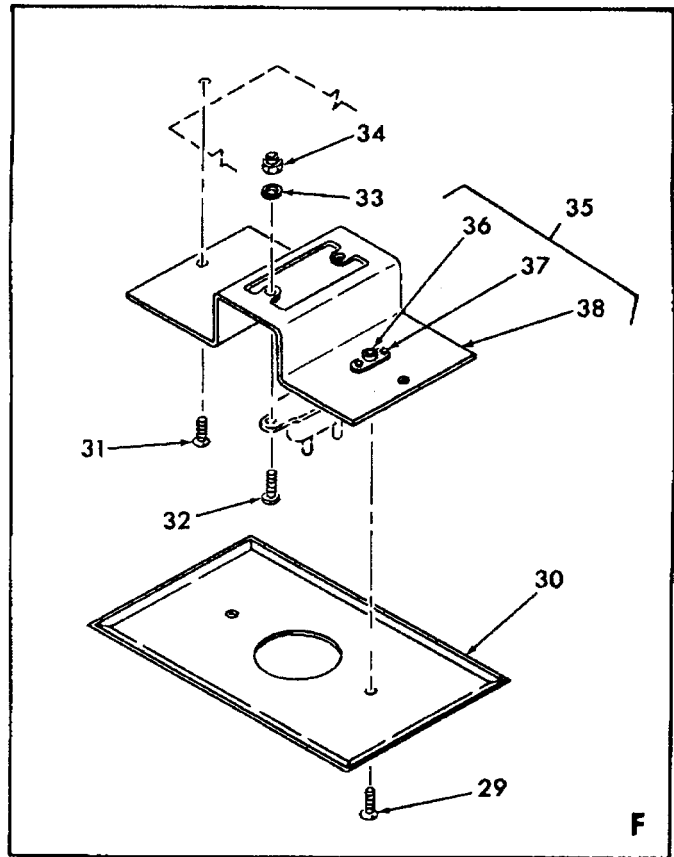
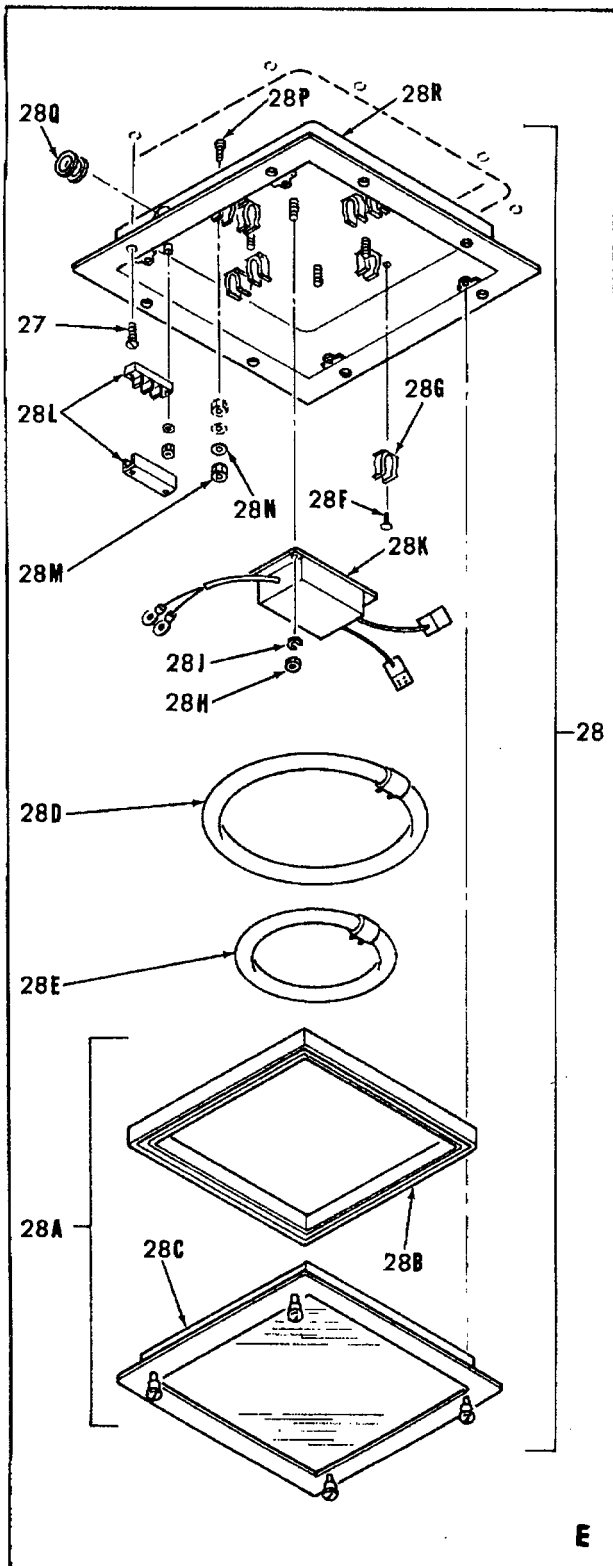


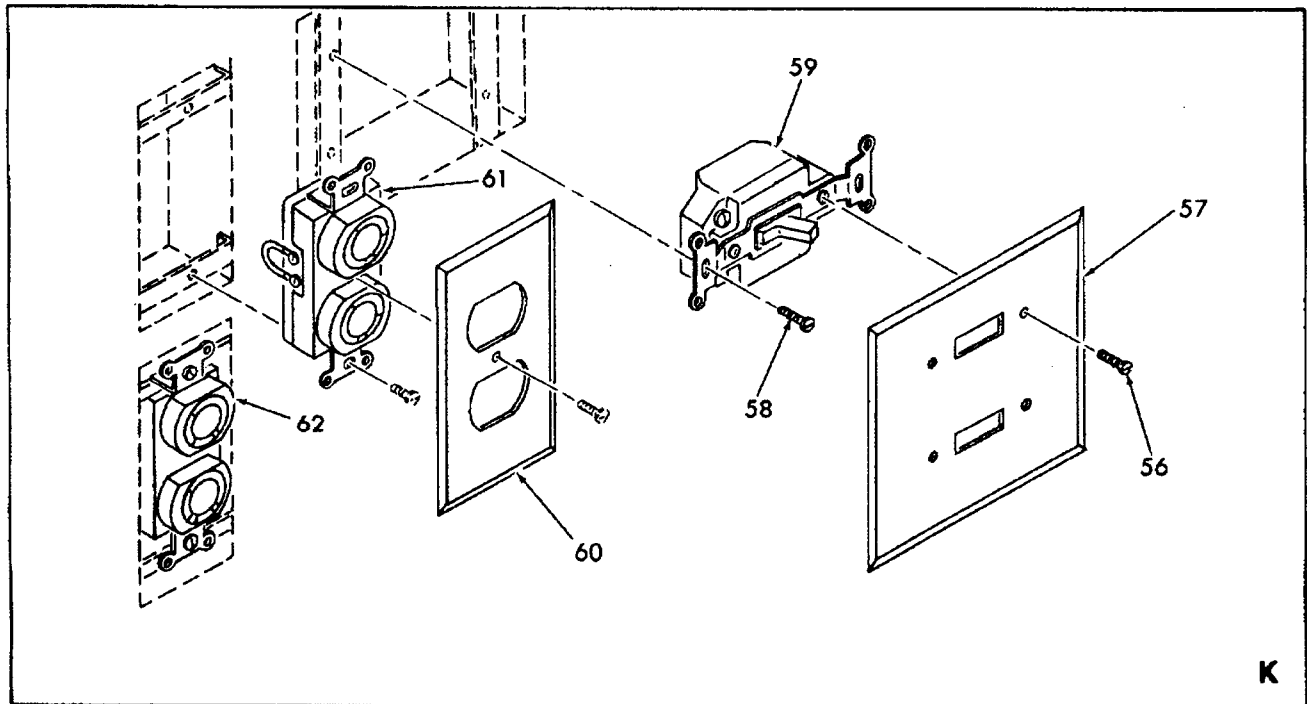
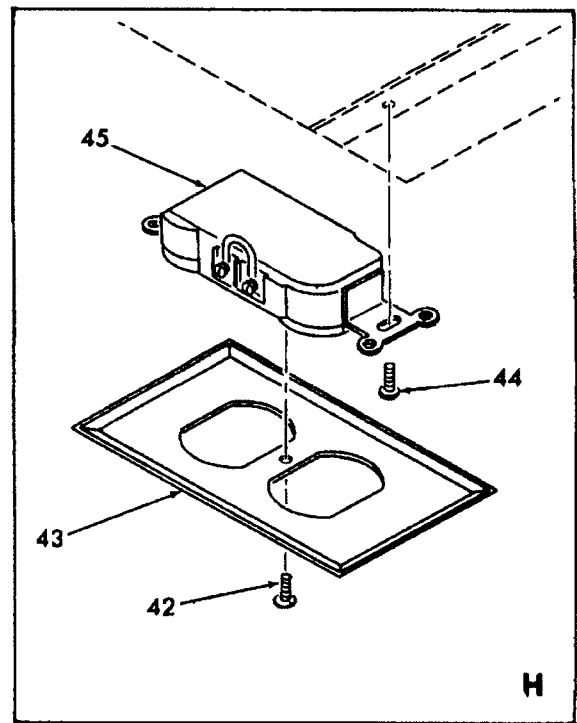
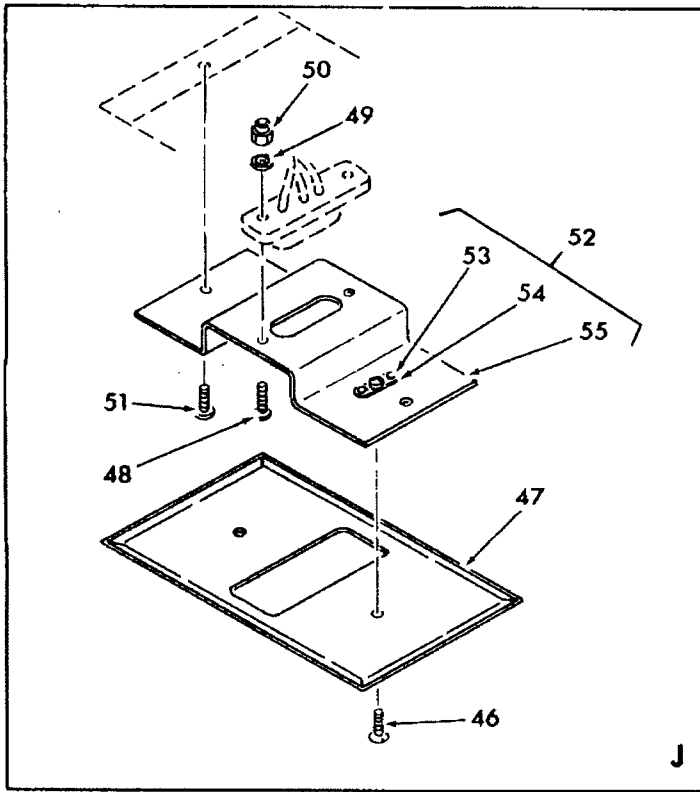
Figure 1. Electrical equipment installation (Sheet 2 of 5).

TS 005454



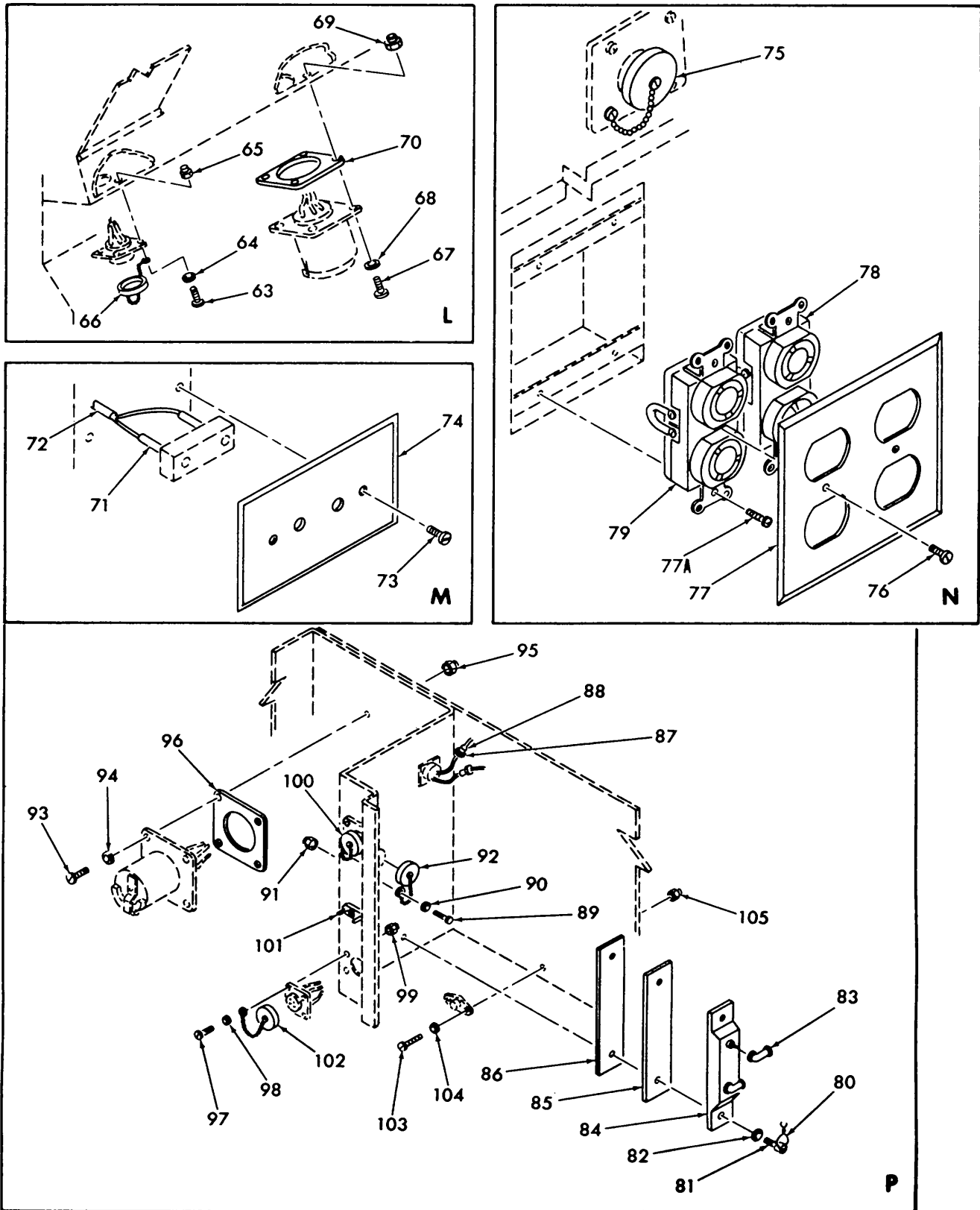
TS 005455

Figure 1. Electrical equipment installation (Sheet 3 of 5).



TS 005456

Figure 1. Electrical equipment installation (Sheet 4 of 5).



TS 005457

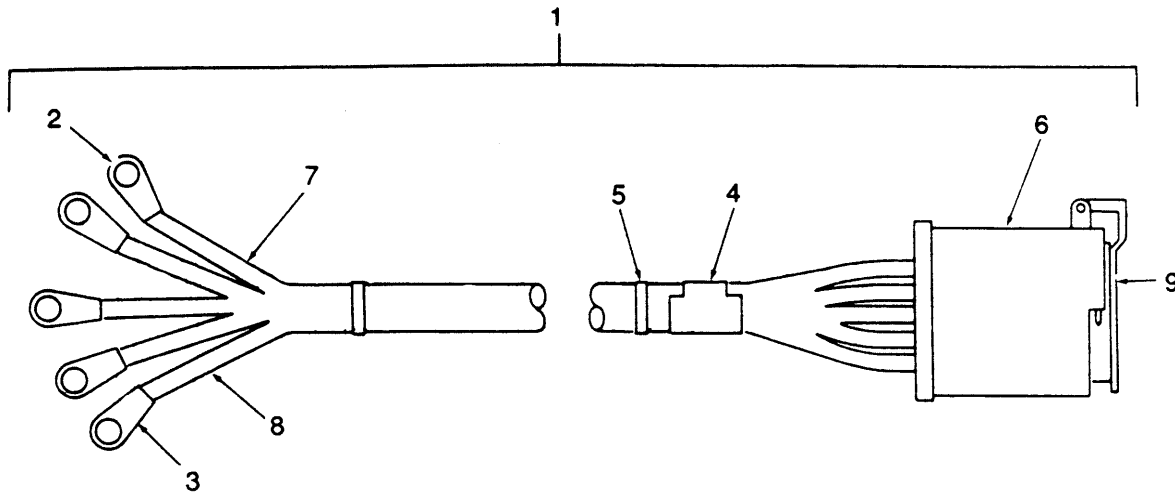
Figure 1. Electrical equipment installation (Sheet 5 of 5).

(1) ILLUSTRATION		(2)	(3)	(4)	(5)	(6)	(7)	(8)
(a) FIG NO.	(b) ITEM NO.	SMR CODE	NATIONAL STOCK NUMBER	PART NUMBER	FSCM	DESCRIPTION USABLE ON CODE	U/M	QTY INC IN UNIT
						SECTION II - REPAIR PARTS LIST		
						GROUP 01 - ELECTRICAL EQUIPMENT		
						0101 - ELECTRICAL EQUIPMENT		
1	1	XCHHH		5-4-2025-24	81337	ELECTRICAL EQUIPMENT INSTALLATION	EA	1
1	2	PAFZZ	9505-00-221-2650	MS20995C20	96906	WIRE, LOCK	IN	10
1	3	PAOZZ	530500-622-9485	MS35266-67	96906	SCREW, MACHINE: FILLISTER HEAD, CADMIUM PLATED, NO. 10-32 UNF, 1 IN. LG	EA	2
1	4	PAOZZ	5310-00-167-0818	AN960-10	88044	WASHER, FLAT: NO. 10	EA	2
1	5	PAOZZ	5310-00-877-5797	MS21044N3	96906	NUT, SELF-LOCKING: NO. 10-32 UNF	EA	2
1	6	PAFZZ	5975-00-553-6995	MS25171-1S	96906	NIPPLE, ELECTRICAL TERMINAL	EA	2
1	7	PAFZZ	5330-01-021-0625	5-4-2061-24-280	81337	GASKET	EA	2
1	8	PAFZZ	4540-00-174-4585	PT512	65586	HEATER: 125W	EA	1
1	9	PAFZZ	5410-00-475-3426	5-4-2061-24-262	81337	REFLECTOR	EA	1
1	10	PAFZZ	9390-01-017-9074	5-4-2061-24-264	81337	INSULATOR, HEATER	EA	1
1	11	PAFZZ	5975-00-533-6995	MS25171-1S	96906	NIPPLE, ELECTRICAL TERMINAL	EA	10
1	12	PAFZZ	9505-00-221-2650	MS20995C20	96906	WIRE, LOCK	IN	50
1	13	PAOZZ	5305-00-622-9485	MS35266-67	96906	SCREW, MACHINE: FILLISTER HEAD, CADMIUM PLATED	EA	10
1	14	PAOZZ	5310-00-167-0818	AN960-10	88044	WASHER, FLAT: NO. 10	EA	10
1	15	PAFZZ	5330-01-021-0625	5-4-2061-24-280	81337	GASKET, HEATER	EA	20
1	16	PAFZZ	4540-00-221-8818	S815	65586	HEATER, ELECTRICAL: 125W	EA	5
1	17	PAFZZ	5410-00-475-3300	5-4-2061-24-263	81337	REFLECTOR, HEATER	EA	5
1	18	PAFZZ	9390-01-017-9076	5-4-2061-24-277	81337	INSULATOR, HEATER	EA	5
1	19	PAFZZ	5340-00-990-9300	EAB700D6	81996	CLAMP, LOOP: 3/8 IN. ID	EA	2
1	20	PAFZZ	5340-00-954-6826	EAB700D8	81996	CLAMP, LOOP: 1/2 IN. ID	EA	1
1	21	PAFZZ	5306-00-182-2057	AN3H4A	88044	BOLT, MACHINE: HEXAGON HEAD, NO. 10-32 UNF, 17/32 IN. LG	EA	22
1	22	PAFZZ	5310-00-167-0818	AN960-10	88044	WASHER, FLAT: NO. 10	EA	22
1	23	PAFZZ	5340-00-291-5328	MS21919H12	96906	CLAMP, LOOP: 3/4 IN. ID	EA	11
1	24	PAFZZ	5340-00-811-2618	MS21919WH14	96906	CLAMP, LOOP: 7/8 IN. ID	EA	22
1	25	PAFZZ	5305-00-054-6654	MS51957-30	96906	SCREW, MACHINE: CRESCENT, ROUNDHEAD, NO. 6-32 UNC, 1/2 IN. LG	EA	4
1	26	PAFZZ	5310-00-167-0816	AN960-6	88044	WASHER, FLAT: NO. 6	EA	4
1	27	PAOZZ	5305-00-824-2024	MS24694C49	96906	SCREW, MACHINE: CRESCENT, FLATHEAD, NO. 10-32 UNF, 15/32 IN. LG	EA	48
1	28	XBFZZ		BR6080-702	17023	LIGHT ASSEMBLY, CEILING	EA	6
1	28A	XDFZZ		BR6080-702-10	17023	LENS ASSEMBLY, LIGHT	EA	1
1	28B	XDOZZ		BR6080-702-11	17023	SEAL	EA	1
1	28C	XDOZZ		BR6080-702-12	17023	LENS	EA	1
1	28D	PAOZZ	6240-00-519-0445	FC12T9/CW	08108	LAMP, CIRCULAR: FLUORESCENT	EA	1
1	28E	PAOZZ	6620-00-556-8655	FC8T9/CW	08108	LAMP, CIRCULAR: FLUORESCENT	EA	1
1	28F	XDFZZ		BR6080-702-7	17023	RIVET	EA	8
1	28G	XDFZZ		BR6080-702-2	17023	CLIP, LIGHT	EA	8
1	28H	XDFZZ		BR6080-702-8	17023	NUT	EA	6
1	28J	XDFZZ		BR6080-702-9	17023	WASHER	EA	6
1	28K	PAFZZ		03343	17028	BALLAST	EA	1
1	28L	XDFZZ		03889-2	17023	TERMINAL BOARD	EA	1
1	28M	XDFZZ		BR6080-702-5	17023	NUT	EA	2
1	28N	XDFZZ		BR6080-702-6	17023	WASHER	EA	2

(1) ILLUSTRATION		(2)	(3)	(4)	(5)	(6)	(7)	(8)
(a) FIG NO.	(b) ITEM NO.	SMR CODE	NATIONAL STOCK NUMBER	PART NUMBER	FSCM	DESCRIPTION USABLE ON CODE	U/M	QTY INC IN UNIT
1	28P	XDFZZ		BR6080-702-4	17023	SCREW: GROUNDING	EA	1
1	28Q	XDFZZ		BR6080-702-3	17023	GROMMET	EA	1
1	28R	XDFZZ		BR6080-702-13	17023	BOX, CEILING LIGHT	EA	1
1	29	PAOZZ	5305-00-051-6521	MS24693S25	96906	SCREW, MACHINE: FLATHEAD, NO. 6-32 UNC, 5/16 IN. LG	A	EA 4
1	29	PAOZZ		MS24693C29	96906	SCREW, MACHINE: CRESCENT, FLATHEAD, NO. 6-32 UNC, 5/8 IN. LG	B	EA 4
1	30	XBFZZ		5-4-2085-24-291	81337	PLATE, TELEPHONE J GANG		EA 2
1	31	PAOZZ	5305-00-837-3343	M524693528	96906	SCREW, MACHINE: FLATHEAD, NO. 6-32 UNC, 1/2 IN. LG	A	EA 4
1	32	PAFZZ	5305-00-054-5651	MS1957-17	96906	SCREW, MACHINE: CRESCENT ROUNDHEAD, NO. 4-40 UNC, 1/2 IN. LG	A	EA 4
1	32	PAFZZ	5305-00-054-6652	MS51957-28	96906	SCREW, MACHINE: CRESCENT, PANHEAD, NO. 6-32 UNC, 3/8 IN. LG	B	EA 4
1	33	PAZZZ	5310-00-727-8353	NAS620-5L	80205	WASHER, FLAT: NO. 4	A	EA 4
1	33	PAFZZ	5310-00-167-0816	AN960-6	88044	WASHER, FLAT: NO. 6	B	EA 4
1	34	PAFZZ	5310-00-088-0551	MS21044N04	96906	NUT, SELF-LOCKING: NO. 4-40 UNC	A	EA 4
1	34	PAFZZ		MS21044N06	96906	NUT, SELF-LOCKING: NO. 6-32 UNC	B	EA 4
1	35	XBFZZ		5-4-2085-24-254	81337	BRACKET ASSEMBLY, RECEPTACLE MOUNTING	A	EA 2
1	36	PBFZZ	5310-00-840-1321	NAS1068A06L	80205	NUTPLATE: AL, NO. 6-32 UNC	A	EA 2
1	37	PAFZZ	5320-00-117-6938	MS20426AD3-4	96906	RIVET, SOLID: AL, 100 DEG COUNTERSUNK HEAD, 3/32 IN. DIA, 1/4 IN. LG	A	EA 4
1	38	XBFZZ		5-4-2085-24-255	81337	BRACKET	A	EA 1
1	39	PAOZZ	5305-00-051-6521	M524693523	96906	SCREW, MACHINE: FLATHEAD, NO. 6-32 UNC, 3/16 IN. LG	A	EA 4
1	39	PAOZZ	5305-00-958-2918	MS24693C26	96906	SCREW, MACHINE: CRESCENT, FLATHEAD, NO. 6-32 UNC, 3/8 IN. LG	B	EA 4
1	40	XBFZZ	5975-00-097-8512	93181	74545	PLATE		EA 2
1	41	PAOZZ	5305-00-051-6521	MS24693S25	96906	SCREW, MACHINE: FLATHEAD, NO. 6-32 UNC, 5/16 IN. LG	A	EA 4
1	41	PAOZZ	5305-00-958-2918	MS524693C26	96906	SCREW, MACHINE: CRESCENT, FLATHEAD, NO. 6-32 UNC, 3/8 IN. LG	B	EA 4
1	42	PAOZZ	5305-00-051-6521	M524693523	96906	SCREW, MACHINE: FLATHEAD, NO. 6-32 UNC, 3/16 IN. LG	A	EA 4
1	42	PAOZZ	5305-00-958-2918	M524693C26	96906	SCREW, MACHINE: CRESCENT, FLATHEAD, NO. 6-32 UNC, 3/8 IN. LG	B	EA 4
1	43	XBFZZ	5975-00-097-8511	93101	74545	PLATE, OUTLET		EA 4
1	44	PAOZZ	5305-00-837-3343	M524693528	96906	SCREW, MACHINE: FLATHEAD, NO. 6-32 UNC, 1/2 IN. LG		EA 8
1	45	PAFZZ	5935-01-035-6769	AM15612	74545	RECEPTACLE, ELECTRICAL: 15 AMP, 125V		EA 4
1	46	PAOZZ	5305-00-837-3343	MS24693S28	96906	SCREW, MACHINE: FLATHEAD, NO. 6-32 UNC, 1/2 IN. LG		EA 2
1	47	XBFZZ		5-4-2085-24-292	81337	PLATE, WALL: MODIFIED		EA 2
1	48	PAOZZ	5305-00-054-5651	MS51957-17	96906	SCREW, MACHINE: CRESCENT, ROUNDHEAD, NO. 4-40 UNC, 1/2 IN. LG		EA 4
1	49	PAOZZ	5310-00-727-8353	NAS620-SL	80205	WASHER, FLAT: NO. 4		EA 4
1	50	PAOZZ	5310-00-088-0551	MS21044N04	96906	NUT, SELF-LOCKING: NO. 4-40 UNC		EA 4
1	51	PAOZZ	5305-00-837-3343	M524693528	96906	SCREW, MACHINE: FLATHEAD, NO. 6-32 UNC, 1/2 IN. LG		EA 4
1	52	XBFZZ		5-4-2085-24-258	81337	BRACKET ASSEMBLY, RECEPTACLE MOUNTING		EA 2
1	53	PBFZZ	5320-00-117-6938	MS20426AD3-4	96906	RIVET, SOLID: AL, 100 DEG COUNTERSUNK HEAD, 3/32 IN. DIA, 1/4 IN. LG		EA 4
1	54	PBFZZ	5310-00-840-1321	NAS1068A06L	80205	NUTPLATE: NO. 6-32 UNC		EA 2
1	55	XBFZZ		5-4-2085-24-259	81337	BRACKET		EA 1
1	56	PAOZZ	5305-00-051-6521	M524693S23	96906	SCREW, MACHINE: FLATHEAD, NO. 6-32 UNC, 3/16 IN. LG	A	EA 10
1	56	PAOZZ	5305-00-958-2918	MS24693C26	96906	SCREW, MACHINE: CRESCENT, FLATHEAD, NO. 6-32 UNC, 3/8 IN. LG	B	EA 10
1	57	XBFZZ	5975-00-097-8510	93072	74545	PLATE, SWITCH: 2 GANG		EA 1
1	58	PAOZZ	5305-00-837-3343	M524693528	96906	SCREW, MACHINE: FLATHEAD, NO. 6-32 UNC, 1/2 IN. LG		EA 16
1	59	PBFZZ	5930-00-504-7320	5-4-2102-24-251	81337	SWITCH: STOP		EA 2

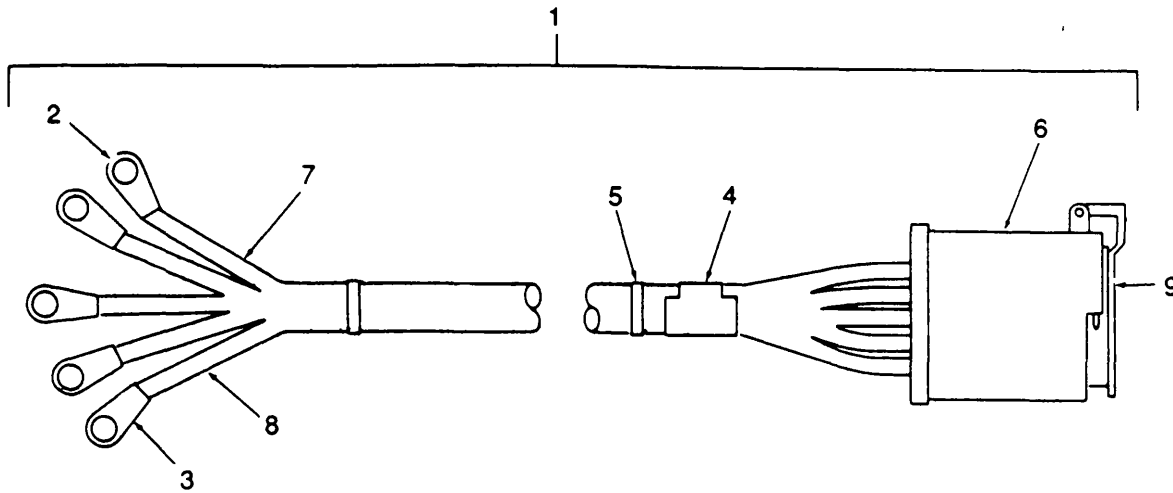
(1) ILLUSTRATION		(2)	(3)	(4)	(5)	(6)	(7)	(8)
(a) FIG NO.	(b) ITEM NO.	SMR CODE	NATIONAL STOCK NUMBER	PART NUMBER	FSCM	DESCRIPTION USABLE ON CODE	U/M	QTY INC IN UNIT
1	60	XBFZZ	5975-00-097-8511	93101	74545	PLATE, OUTLET	EA	6
1	61	PAFZZ	5935-00-220-1771	AM15613	74545	RECEPTACLE, ELECTRICAL: 15 AMP, 125V	EA	3
1	62	PAFZZ	5935-01-035-6769	AM15612	74545	RECEPTACLE, ELECTRICAL: 15 AMP, 125V	EA	3
1	63	PAOZZ	5305-00-054-5651	MS51957-17	96906	SCREW, MACHINE: CRESCENT, ROUNDHEAD, NO. 4-40 UNC, 1/2 IN. LG	EA	8
1	64	PAOZZ	5310-00-727-8353	NAS620-5L	80205	WASHER, FLAT: NO. 4	EA	8
1	65	*PAFZZ	5310-00-088-0551	MS21044N04	96906	NUT, SELF-LOCKING: NO. 4-40 UNC	EA	8
1	66	XBFZZ	5935-00-818-5725	10-101960-18-3	77820	COVER, CONNECTOR: NO. 18 SHELL	EA	2
1	67	PAOZZ	5305-00-059-3663	M551958-67	96906	SCREW, MACHINE: CRESCENT, ROUNDHEAD, NO. 10-32 UNF, 1 IN. LG	EA	8
1	68	PAOZZ	5310-00-167-0818	AN960-10	88044	WASHER, FLAT: NO. 10	EA	8
1	69	PAFZZ	5310-00-877-5797	MS21044N3	96906	NUT, SELF-LOCKING, NO. 10-32 UNF	EA	8
1	70	PCFZZ	5330-00-863-9088	10-36675-44	77820	GASKET, RECEPTACLE: RUBBER	EA	2
1	71	PBFZZ	5940-00-556-7802	5-4-2093-24-287	81337	POST, BINDING	EA	1
1	72	PAFZZ	6145-00-483-3975	5-4-2093-24-286	81337	WIRE, CABLE: 7 X 30, 22 AWG, COPPER, VINYL COVERED	FT	20
1	73	PAOZZ	5305-00-837-3343	MS24693S28	96906	SCREW, MACHINE: FLATHEAD, NO. 6-32 UNC, 1/2 IN. LG	EA	2
1	74	XBFZZ	5935-00-221-8620	5-4-2098-24-295	81337	PLATE, TELEPHONE: MODIFIED	EA	1
1	75	PAFZZ	5935-00-221-8620	MS25043-20D	96906	CAP, CONNECTOR	EA	1
1	76	PAOZZ	5305-00-837-3343	MS24693S28	96906	SCREW, MACHINE: FLATHEAD, NO. 6-32 UNC, 1/2 IN. LG A	EA	2
1	76	PAOZZ	5305-00-958-2918	MS24693C26	96906	SCREW, MACHINE: CRESCENT, FLATHEAD, NO. 6-32 UNC, B 3/8 IN. LG	EA	2
1	77	XBFZZ	5975-00-965-8334	97102	74545	PLATE, OUTLET	EA	1
1	77A	PAOZZ	5305-00-837-3343	MS24693S28	96906	SCREW, MACHINE: FLATHEAD, NO. 6-32 UNC, 1/2 IN. LG	EA	4
1	78	PAFZZ	5935-01-035-6769	AM15612	74545	RECEPTACLE, ELECTRICAL: 15 AMP, 125V	EA	1
1	79	PAFZZ	5935-00-220-1771	AM15613	74545	RECEPTACLE, ELECTRICAL: 10 AMP, 125V	EA	1
1	80	PAFZZ	9505-00-221-2650	MS20995C20	96906	WIRE, LOCK	IN	V
1	81	PAOZZ	5305-00-622-9485	MS35266-67	96906	SCREW, MACHINE: CADMIUM PLATED, FILLISTER HEAD, NO. 10-32 UNF, 1 IN. LG	EA	6
1	82	PAOZZ	5310-00-167-0818	AN960-10	88044	WASHER, FLAT: NO. 10	EA	6
1	83	PAFZZ	5975-00-553-6995	MS25171-1S	96906	NIPPLE, ELECTRICAL TERMINAL	EA	6
1	84	PAFZZ	6660-00-808-5999	PT615	65586	HEATER, ELECTRICAL: 150W, 120V	EA	3
1	85	PAFZZ	5330-01-021-0625	5-4-2061-24-2808	337	GASKET, HEATER	EA	6
1	86	PAFZZ	9390-01-017-9075	5-4-2061-24-278	81337	INSULATOR, HEATER	EA	3
1	87	PAFZZ	5340-00-779-3319	MS17821-2-9	96906	STRAP, CABLE CLAMPING	EA	4
1	88	PAFZZ	5975-01-020-2091	5-4-2093-24-2888	337	SLEEVE, INSULATING	EA	2
1	89	PAOZZ	5305-00-054-5651	MS51957-17	96906	SCREW, MACHINE: CRESCENT, ROUNDHEAD, NO. 4-40 UNC, 1 IN. LG	EA	1
1	90	PAOZZ	5310-00-727-8353	NAS620-5L	80205	WASHER, FLAT: NO. 4	EA	1
1	91	PAFZZ	5310-00-088-0551	MS21044N04	96906	NUT, SELF-LOCKING: NO. 4-40 UNC	EA	1
1	92	XBFZZ	5935-00-818-5725	10-101960-18-3	77820	COVER, CONNECTOR	EA	2
1	93	PAOZZ	5305-00-059-3663	MS51958-67	96906	SCREW, MACHINE: CRESCENT, ROUNDHEAD, NO. 10-32 UNF, 1 IN. LG	EA	8
1	94	PAOZZ	5310-00-167-0818	AN960-10	88044	WASHER, FLAT: NO. 10	EA	8
1	95	PAFZZ	5310-00-877-5797	MS21044N3	96906	NUT, SELF-LOCKING: NO. 10-32	EA	8
1	96	PCFZZ	5330-00-863-9088	10-36675-44	77820	GASKET, RECEPTACLE: RUBBER	EA	2
1	97	PAOZZ	5305-00-054-5651	MS51957-17	96906	SCREW, MACHINE: CRESCENT, ROUNDHEAD, NO. 4-40 UNC, 1/2 IN. LG	EA	28
1	98	PAOZZ	5310-00-727-8353	NAS620-SL	80205	WASHER, FLAT: NO. 4	EA	28

(1)		(2)	(3)	(4)	(5)	(6)	(7)	(8)	
ILLUSTRATION		SMR CODE	NATIONAL STOCK NUMBER	PART NUMBER	FSCM	DESCRIPTION	USABLE ON CODE	U/M	QTY INC IN UNIT
(a) FIG NO.	(b) ITEM NO.								
1	99	PAFZZ	5319-00-088-0551	MS21044N04	96906	NUT, SELF-LOCKING NO. 4-40 UNC		EA	2
1	100	XBFZZ	5935-00-318-5725	10-101960-18-3	77820	COVER, CONNECTOR		EA	1
1	101	PBFZZ	5940-00-556-7802	5-2093-274-287	81337	POST, BINDING		EA	1
1	102	PAFZZ	5935-00-904-4469	MS3181-2C	96906	COVER, CONNECTOR		EA	1
1	103	PAOZZ	5305-00-054-6654	MS51957-30	96906	SCREW, MACHINE: CRESCENT, ROUNDHEAD, NO. 6-32 UNC, 1/2 IN. LG		EA	2
1	104	PAOZZ	5310-00-167-0816	AN960-6	88044	WASHER, FLAT: NO. 6		EA	2
1	105	PAOZZ	5310-00-081-8087	MS21044N06	96906	NUT, SELF-LOCKING: NO. 6-32 UNC		EA	2



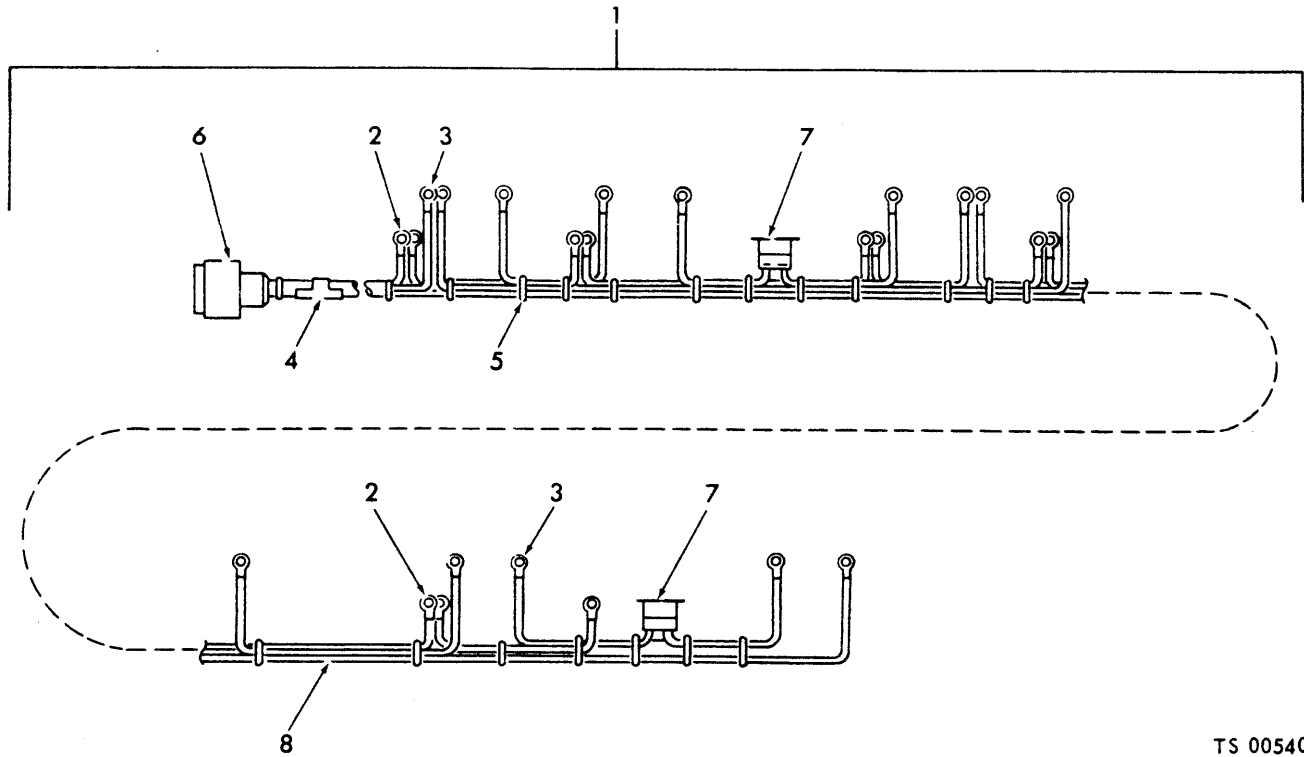
(1) ILLUSTRATION		(2) SMR CODE	(3) NATIONAL STOCK NUMBER	(4) PART NUMBER	(5) FSCM	(6) DESCRIPTION	(7) USABLE ON CODE	(8) QTY INC IN UNIT	
(a) FIG NO.	(b) ITEM NO.								
2	1	PBFZZ	5410-00-467-2538	5-4-2086-24-44	81337	WIRING HARNESS ASSEMBLY: 60 CYCLES POWER INPUT, 21 FT LONG (COMPONENTS SAME AS WIRING HARNESS ASSEMBLY, P/N 5-4-2086-24-53 (81337), EXCEPT WHERE INDIVIDUAL COMPONENTS ARE ANNOTATED)	EA	1	
2	1	PBFZZ	5410-00-467-2539	5-4-2086-24-53	81337	WIRING HARNESS ASSEMBLY: 60 CYCLES POWER OUTPUT: 5 FT LONG	EA	1	
2	2	PAFZZ	5940-00-113-8190	MS25036-122	96906	TERMINAL, LUG: NO. 6 WIRE, STUD	EA	4	
2	3	PAFZZ	5940-00-557-4345	YAEV8CL3	09922	TERMINAL, LUG NO. 8 WIRE, 3/4 STUD	EA	1	
2	4	PAFZZ	5915-00-944-1499	MS3368-1-9A	96906	STRAP: CABLE IDENTIFICATION	EA	1	
2	5	PAFZZ	5975-00-156-3253	MS3367-2-9	96906	STRAP. CABLE CLAMPING	EA	V	
2	6	PAFZZ	5935-00-058-8941	10-4372-32-79G	77820	CONNECTOR, PLUG, ELECTRICAL: J3 (USE WITH WIRING HARNESS, P/N 5-4-2086-24-44 (81337), ONLY)	A	EA	1
2	6	PAFZZ		144502-1	51913	CONNECTOR, PLUG, ELECTRICAL: J3 (USE WITH WIRING HARNESS, P/N 5-4-2086-24-44 (81337), ONLY)	B	EA	1
2	6	PAFZZ	5935-00-058-8948	10-437332-79H	77820	CONNECTOR, RECEPTACLE, ELECTRICAL: J4 (USE WITH WIRING HARNESS, PIN 5-4-2086-23-53 (81337). ONLY)	A	EA	1
2	6	PAFZZ		144502-2	51913	CONNECTOR, RECEPTACLE, ELECTRICAL: J4 (USE WITH WIRING HARNESS, P/N 5-4-2086-24-53 (81337), ONLY)	B	EA	1
2	7	PAFZZ	6145-00-578-6594	M5086-2-6-9	81349	WIRE, ELECTRICAL: NO. 6 AWG (USE WITH WIRING HARNESS, P/N 5-4-2086-24-44 (81337), ONLY)	FT	84	
2	7	PAFZZ	6145-00-578-6594	M5086-2-6-9	81349	WIRE, ELECTRICAL: NO. 6 AWG (USE WITH WIRING HARNESS, P/N 5-4-2086-24-53 (81337), ONLY)	FT	20	
2	8	PAFZZ	6145-00-284-0657	M5086-2-8-9	81349	WIRE, ELECTRICAL: NO. 8AWG (USE WITH WIRING HARNESS, P/N 5-4-2086-24-44 (81337), ONLY)	FT	21	
2	8	PAFZZ	6145-00-284-0657	M5086-2-8-9	81349	WIRE, ELECTRICAL: NO. 8AWG (USE WITH WIRING HARNESS, P/N 5-4-2086-24-53(81337), ONLY)	FT	5	
2	9	PAFZZ		10-580707	77820	COVER ASSY., CAP	EA	1	

Figure 2. 60 Cycles power input and output wiring harness assembly.



(1) ILLUSTRATION		(2)	(3)	(4)	(5)	(6)	(7)	(8)
(a) FIG NO.	(b) ITEM NO.	SMR CODE	NATIONAL STOCK NUMBER	PART NUMBER	FSCM	DESCRIPTION USABLE ON CODE	U/M	QTY INC IN UNIT
3	1	PBFZZ	5410-00-467-2536	5-4-2088-24-62	81337	WIRING HARNESS ASSEMBLY 400 CYCLES POWER INPUT, 21 FT LG (COMPONENTS SAME AS WIRING HARNESS ASSEMBLY, P/N 5-4-2088-24-71 (81337), EXCEPT WHERE INDIVIDUAL COMPONENTS ARE ANNOTATED)	EA	1
3	1	PBFZZ	5410-00-467-2537	5-4-2088-24-71	81337	WIRING HARNESS ASSEMBLY: 400 CYCLES POWER OUTPUT: 5 FT LG	EA	1
3	2	PBFZZ	5940-00-551-4338	YAEV4CL2	09922	TERMINAL, LUG- NO. 4 WIRE, 4 STUD	EA	4
3	3	PBFZZ	5940-00-557-4345	YAEV8CL3	09922	TERMINAL, LUG: NO. 8 WIRE, 3 STUD	EA	1
3	4	PAFZZ		MS17822-1-9	96906	STRAP CABLE IDENTIFICATION	EA	1
3	5	PAFZZ	5340-00-779-3319	MS17821-2-9	96906	STRAP CABLE CLAMPING	EA	V
3	6	PAFZZ	5935-00-058-8947	10-437232-79P	77820	CONNECTOR, PLUG, ELECTRICAL: J1 A (USE WITH WIRING HARNESS. P/N 5-4-208-24-62 (81337), ONLY)	EA	1
3	6	PAFZZ		144501-1	51913	CONNECTOR, PLUG, ELECTRICAL: J1 B (USE WITH WIRING HARNESS, P/N 5-4-2088-2462 (81337), ONLY)	EA	1
3	6	PAFZZ	5935-00-058-8945	10-437332-79S	77820	CONNECTOR, RECEPTACLE, ELECTRICAL: J2 A (USE WITH WIRING HARNESS, P/N 5-4-2088-24-71 (81337), ONLY)	EA	1
3	6	PAFZZ		144501-2	51913	CONNECTOR, RECEPTACLE, ELECTRICAL J2 B (USE WITH WIRING HARNESS, P/N 5-4-2088-24-71 (81337), ONLY)	EA	1
3	7	PAFZZ	6145-00-578-6595	M5086-2-4-9	81349	WIRE, ELECTRICAL: NO 4 AWG (USE WITH WIRING HARNESS, P/N 5-4-2068-2462 (81337), ONLY)	FT	84
3	7	PAFZZ	6145-00-578 6595	M5086-2-4-9	81349	WIRE, ELECTRICAL: NO. 4 AWG (USE WITH WIRING HARNESS, P/N 542088-&24-71 (81337), ONLY)	FT	20
3	8	PAFZZ	6145-00-284-0657	M50862-8-9	81349	WIRE, ELECTRICAL NO. 8 AWG (USE WITH WIRING HARNESS, P/N 5-4-20824-62 (81337), ONLY)	FT	21
3	8	PAFZZ	6145-00-2844-0657	M5086-2-8-9	81349	WIRE, ELECTRICAL: NO. 8 AWG (USE WITH WIRING HARNESS, P/N 5-4-20O824-71 (81337), ONLY)	FT	5
3	9	PAFZZ		10-580707	77820	COVER ASSY., CAP	EA	1

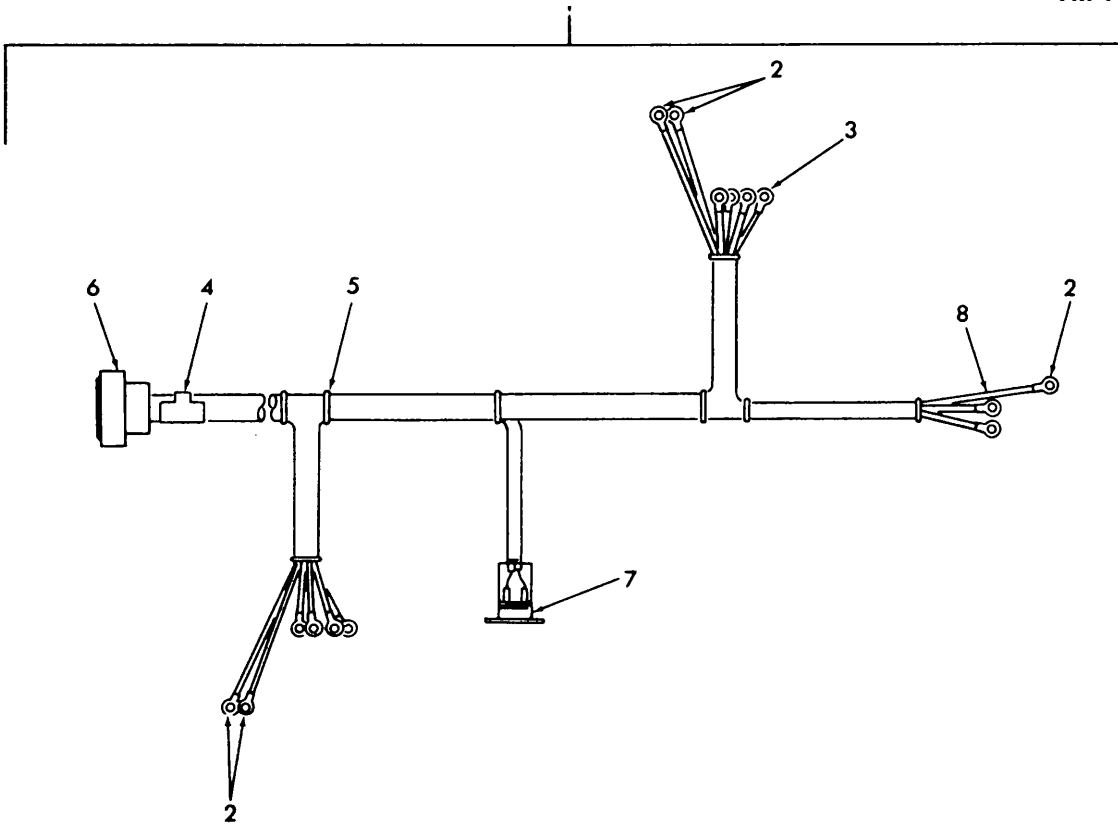
Figure 3. 400 Cycles power input and output wiring harness assembly.



TS 005404

(1) ILLUSTRATION		(2)	(3)	(4)	(5)	(6)	(7)	(8)
(a) FIG NO.	(b) ITEM NO.	SMR CODE	NATIONAL STOCK NUMBER	PART NUMBER	FSCM	DESCRIPTION	USABLE ON CODE	QTY INC IN UNIT
4	1	PBFZZ	5410-00-473-9800	5-4-2089-24-80	81337	WIRING HARNESS ASSEMBLY: UNOERFLOOR HEATERS, BRANCHED, 8 FT LG		EA 1
4	2	PAFZZ	5940-00-143-4777	MS25036-157	96906	TERMINAL, LUG: NO. 12-10 WIRE, NO. 12 STUD		EA 11
4	3	PAFZZ	5940-00-644-8713	31900	00779	TERMINAL, LUG: No. 16-14 IRE, NO. 10 STUD		EA 14
4	4	PAFZZ	5975-00-944-1499	MS33681-9A	96906	STRAP: CABLE IDENTIFICATION		EA 1
4	5	PAFZZ	5975-00-156-3253	MS3367-2-9	96906	STRAP: CABLE CLAMPINC		EA V
4	6	PAFZZ	PT06P18-5P	PT06P18-5P	77820	CONNECTOR, PLUG, ELECTRICAL: P34		EA 1
4	7	PAFZZ	5930-00-056-7779	M1-060o0-1-7-1	01295	SWITCH, THERMOSTATIC: 55, 57		EA 2
4	8	PAFZZ	6145-00-635-9861	MS27125-12	96906	WIRE, ELECTRICAL: NO. 12 AWG		FT 46

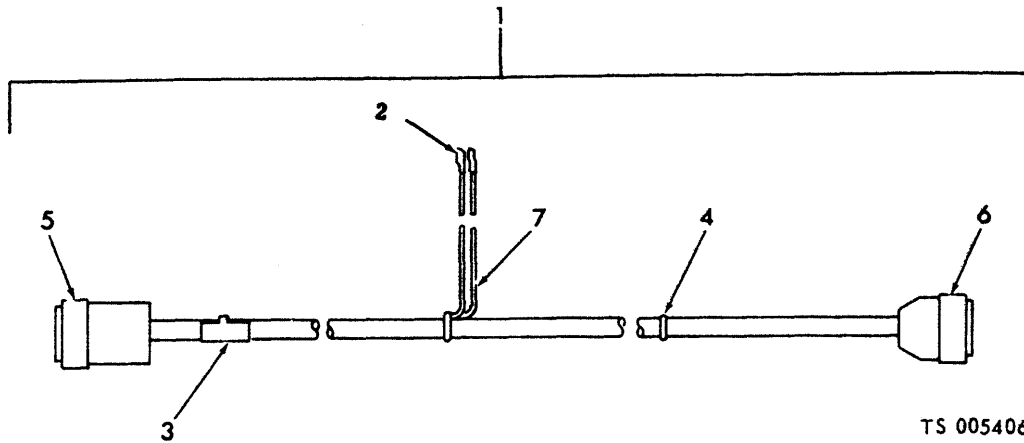
Figure 4. Underfloor heaters wiring harness assembly.



TS 005405

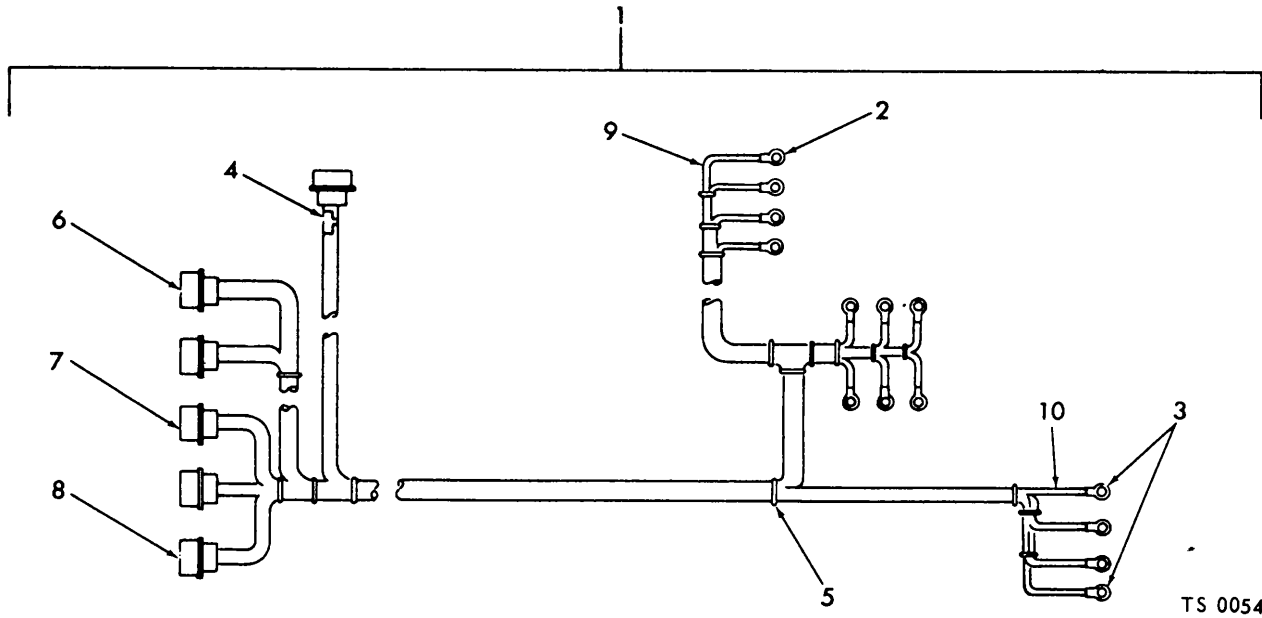
(1) ILLUSTRATION		(2)	(3)	(4)	(5)	(6)	(7)	(8)
(a) FIG NO.	(b) ITEM NO.	SMR CODE	NATIONAL STOCK NUMBER	PART NUMBER	FSCM	DESCRIPTION USABLE ON CODE	U/M	QTY INC IN UNIT
5	1	PBFZZ	5410-00-473-9801	5-4-2094-24-90	81337	WIRING HARNESS ASSEMBLY, HEATERS: BRANCHED, 1 FT 6 IN. LG	EA	1
5	2	PAFZZ	5940-00-143-4777	MS25036-157	96906	TERMINAL, LUG: NO. 12-10 WIRE, NO. 12 STUD	EA	5
5	3	PAFZZ	5940-00-644-8713	31900	00779	TERMINAL, LUG: NO. 14-16 WIRE, NO. 10 STUD	EA	10
5	4	PAFZZ	5975-00-944-1409	MS3368-1-9A	96906	STRAP: CABLE IDENTIFICATION	EA	1
5	5	PAFZZ	5975-00-156-3253	MS3367-2-9	96906	STRAP: CABLE CLAMPING	EA	V
5	6	PAFZZ	5935-01-028-2607	PT06P18-5PY	77820	CONNECTOR, PLUG, ELECTRICAL: P33	EA	1
5	7	PAFZZ	5930-00-944-3756	M1-060-045-17182	647	SWITCH, THERMOSTATIC: S4	EA	1
5	8	PAFZZ	6145-00-578-7514	M5086-2-12-9	81349	WIRE, ELECTRICAL: NO. 12 AWG A	FT	10
5	8	PAFZZ	6145-00-635-9861	MS27125-12	96906	WIRE, ELECTRICAL: NO. 12 AWG B	FT	10

Figure 5. Heaters wiring harness assembly.



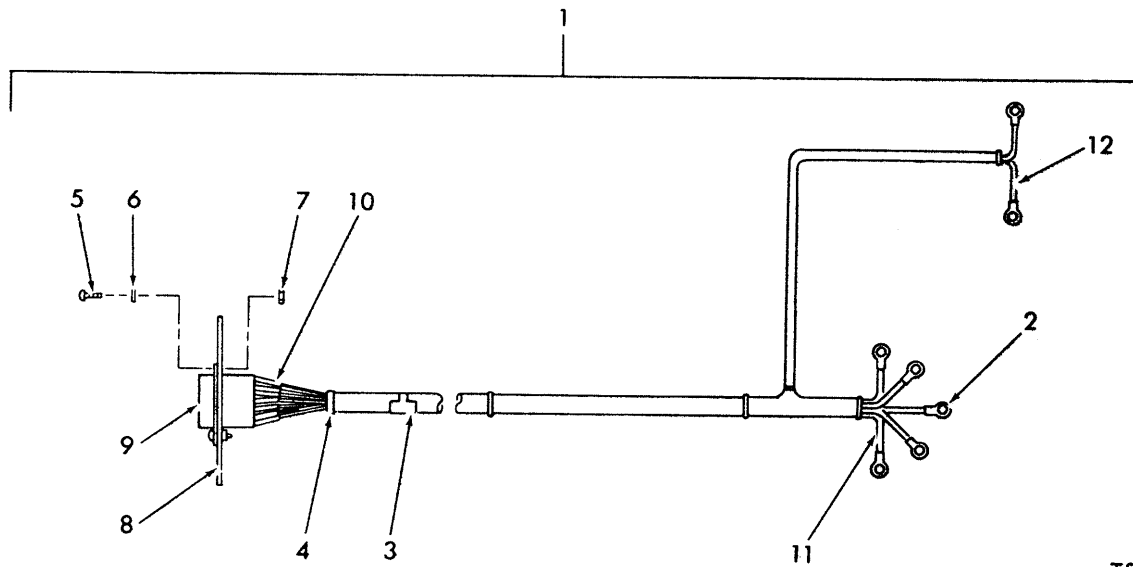
(1) ILLUSTRATION		(2) SMR CODE	(3) NATIONAL STOCK NUMBER	(4) PART NUMBER	(5) FSCM	(6) DESCRIPTION USABLE ON CODE	(7) U/M	(8) QTY INC IN UNIT
(a) FIG NO.	(b) ITEM NO.							
6	1	PBFZZ	5410-00-475-3058	5-4-2094-24-178	81337	WIRING HARNESS ASSEMBLY, SUMP PUMP: 2 FT 6 IN. LG	EA	1
6	2	PAFZZ	5940-00-236-1572	32445	00779	TERMINAL, LUG: NO. 22-16 WIRE	EA	2
6	3	PAFZZ	5975-00-944-1499	MS3368-1-9A	96906	STRAP: CABLE IDENTIFICATION	EA	1
6	4	PAFZZ	5975-00-156-3253	MS3367-2-9	96906	STRAP: CABLE CLAMPING	EA	V
6	5	PBFZZ	5935-01-024-1875	MS3106R22-20P	96906	CONNECTOR, PLUG, ELECTRICAL: P35	EA	1
6	6	PBFZZ	5935-00-203-3710	PT06P14-5S	77820	CONNECTOR, PLUG, ELECTRICAL: P32	EA	1
6	7	PAFZZ	6145-00-578-6605	M5086-2-16-9	81349	WIRE, ELECTRICAL: NO. 16 AWG	FT	15

Figure 6. Sump pump wiring harness assembly.



(1) ILLUSTRATION		(2)	(3)	(4)	(5)	(6)	(7)	(8)
(a) FIG NO.	(b) ITEM NO.	SMR CODE	NATIONAL STOCK NUMBER	PART NUMBER	FSCM	DESCRIPTION	USABLE ON CODE	U/M UNIT
7	1	PBFZZ	5410-00-473-9616	5-4-2087-24-100	81337	WIRING HARNESS ASSEMBLY, WATER LINE HEATERS: 23 FT LG		EA 1
7	2	PAFZZ	5940-00-644-8713	31900	00779	TERMINAL, LUG: NO. 16-11 WIRE, NO. 10 STUD		EA 10
7	3	PAFZZ	5940-00-143-4774	31899	00779	TERMINAL, LUG: NO. 16-14 WIRE, NO. 8 STUD		EA 4
7	4	PAFZZ	5975-00-944-1499	MS3368-1-9A	96906	STRAP: CABLE IDENTIFICATION		EA 1
7	5	PAFZZ	5975-00-156-3253	MS3367-2-9	96906	STRAP: CABLE CLAWPING		EA V
7	6	PAFZZ	5935-01-028-2608	PT00P18-55	77820	CONNECTOR, RECEPTACLE, ELECTRICAL: J13, J15, J16 AND J34		EA 1
7	7	PAFZZ	5935-01-028-2609	PT00P18-55Y	77820	CONNECTOR, RECEPTACLE, ELECTRICAL: J33		EA 1
7	8	PAFZZ	5935-00-439-0266	53100R22-205	96906	CONNECTOR, RECEPTACLE, ELECTRICAL: J35		EA 1
7	9	PAFZZ	6145-00-576-7514	M5086-2-12-9	81349	WIRE, ELECTRICAL: NO. 12 AC		FT 300
7	10	PAFZZ	6145-00-578-6605	M5086-2-16-9	81349	WIRE, ELECTRICAL: NO. 16 AWG		FT 150

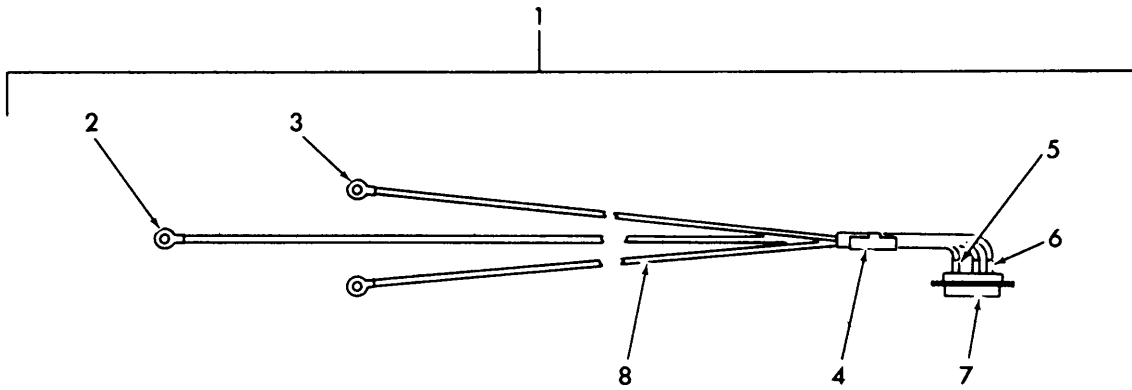
Figure 7. Water line heaters wiring harness assembly.



TS 005408

(1) ILLUSTRATION		(2) SMR CODE	(3) NATIONAL STOCK NUMBER	(4) PART NUMBER	(5) FSCM	(6) DESCRIPTION USABLE ON CODE	(7) U/M	(8) QTY INC IN UNIT
(a) FIG NO.	(b) ITEM NO.							
8	1	PAFZZ	5410-00-483-3959	5-4-2091-24-160	81337	WIRING HARNESS ASSEMBLY, HUMIDIFIER HEATER RELAY: 13 FT 10 IN. LG	EA	1
8	2	PAFZZ	5940-00-644-8713	31900	00779	TERMINAL, LUG: NO. 16-14 WIRE, NO. 10 STUD	EA	7
8	3	PAFZZ	5975-00-944-1499	MS3368-1-9A	96906	STRAP: CABLE IDENTIFICATION	EA	1
8	4	PAFZZ	5975-00-156-3253	MS3367-2-9	96906	STRAP: CABLE CLAMPING	EA	V
8	5	PAOZZ	5305-01-025-5771	MS35206-217	96906	SCREW, MACHINE: ROUNDHEAD, NO. 4-40 UNC, 1/2 IN. LG	EA	4
8	6	PAOZZ	5310-00-595-6425	AN960C4L	88044	WASHER, FLAT: CRESCENT, .312 IN. OD BY .125, IN. ID BY .016 IN. THK	EA	4
8	7	PAOZZ	5310-00-088-0551	MS21044N04	96906	NUT, SELF-LOCKING: CADMIUM FLATED, NO. 4-40 UNF	EA	4
8	8	XBFZZ		5-4-2130-24-162	81337	PLATE, COVER: CONDUIT BOX	EA	1
8	9	PBFZZ	5935-00-755-3152	MS3102R20-15S	96906	CONNECTOR, RECEPTACLE, ELECTRICAL: J31	EA	1
8	10	PAFZZ	5970-00-499-0864	5-4-2091-24-171	81337	SLEEVE, INSULATION	EA	7
8	11	PAFZZ	6145-00-578-7514	M5086-2-12-9	81319	WIRE, ELECTRICAL: NO. 12 AWG	FT	66
8	12	PAFZZ	6145-00-578-6605	M5086-2-16-9	81349	WIRE, ELECTRICAL: NO. 16 AWG	FT	14

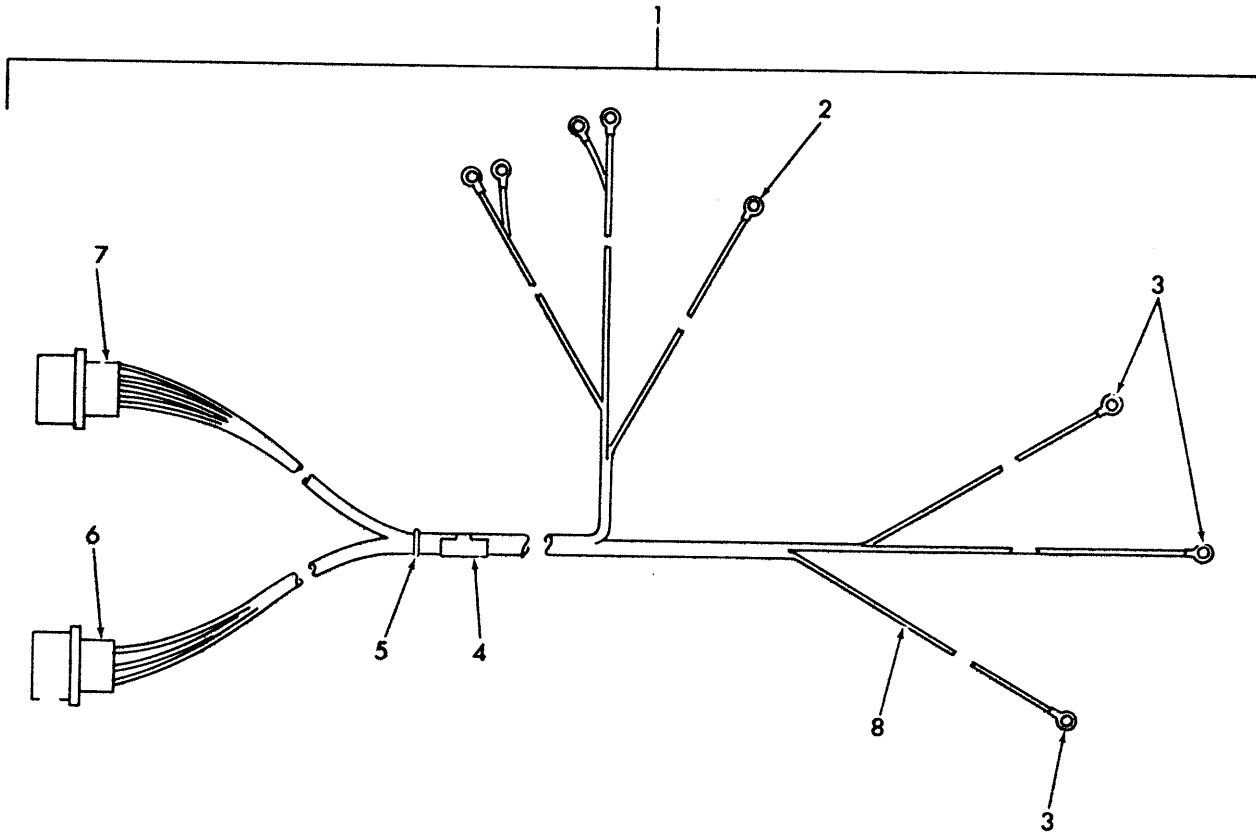
Figure 8. Humidifier heater relay wiring harness assembly.



TS 005409

(1) ILLUSTRATION		(2)	(3)	(4)	(5)	(6)	(7)	(8)
(a) FIG NO.	(b) ITEM NO.	SMR CODE	NATIONAL STOCK NUMBER	PART NUMBER	FSCM	DESCRIPTION USABLE ON CODE	U/M	QTY INC IN UNIT
9	1	PBFZZ	5410-00-483-4004	5-4-2095-24-127	81337	WIRING HARNESS ASSEMBLY, SURGICAL LIGHT: 28 VDC, 9 FT 3 IN. LG (COMPONENTS SAME AS WIRING HARNESS, P/N 5-4-2095-214-111 (81337), EXCEPT WHERE INDIVIDUAL COMPONENTS ARE ANNOTATED)	EA	1
9	1	PAFZZ	5410-00-483-4404	5-4-2095-24-119	81337	WIRING HARNESS ASSEMBLY, SURGICAL LIGHT: 28VDC, 11 FT LG (COMPONENTS SAME AS WIRING HARNESS, P/N 5-4-2095-24-111 (81337), EXCEPT WHERE INDIVIDUAL COMPONENTS ARE ANNOTATED)	EA	1
9	1	PBFZZ	5410-00-483-3869	5-4-2095-24-111	81337	WIRING HARNESS ASSEMBLY, SURGICAL LIGHT: 24 VOC, 7 FT LGC	EA	1
9	2	PAFZZ	5940-00-483-4774	31899	00779	TERMINAL, LUG: NO. 16-11 WIRE, NO. 8 STUD	EA	1
9	3	PAFZZ	5940-00-644-8713	31900	00779	TERMINAL, LUG: NO. 16-14 WIRE, NO. 10 STUD	EA	2
9	4	PAFZZ	5975-00-944-1499	MS3368-1-9A	96906	STRAP: CABLE IDENTIFICATION	EA	1
9	5	PAFZZ	5970-00-499-0833	5-4-2095-24-117	81337	SLEEVE, INSULATION	EA	3
9	6	PAFZZ	5998-00-879-8472	DM53744-6	77820	CONTACT, ELECTRICAL	EA	3
9	7	XBFZZ	5935-00-754-7676	DAM3W3S	77820	CONNECTOR, RECEPTACLE, ELECTRICAL: J20 (USE WITH WIRING HARNESS, P/N 5-2095-2-127 (81337), ONLY)	EA	1
9	7	XBFZZ	5935-00-754-7676	DAM3W3S	77820	CONNECTOR, RECEPTACLE, ELECTRICAL: J19 (USE WITH WIRING HARNESS, P/N 5-2095-2-119 (81337), ONLY)	EA	1
9	7	XBFZZ	5935-00-754-7676	DA3W35	77320	CONNECTOR, RECEPTACLE, ELECTRICAL: J18 (USE WITH WIRING HARNESS, P/N 5-2095-2-111 (81337), ONLY)	EA	1
9	8	PAFZZ	6145-00-578-7514	M5086-2-12-9	81349	WIRE, ELECTRICAL: NO. 12 AVG	FT	V

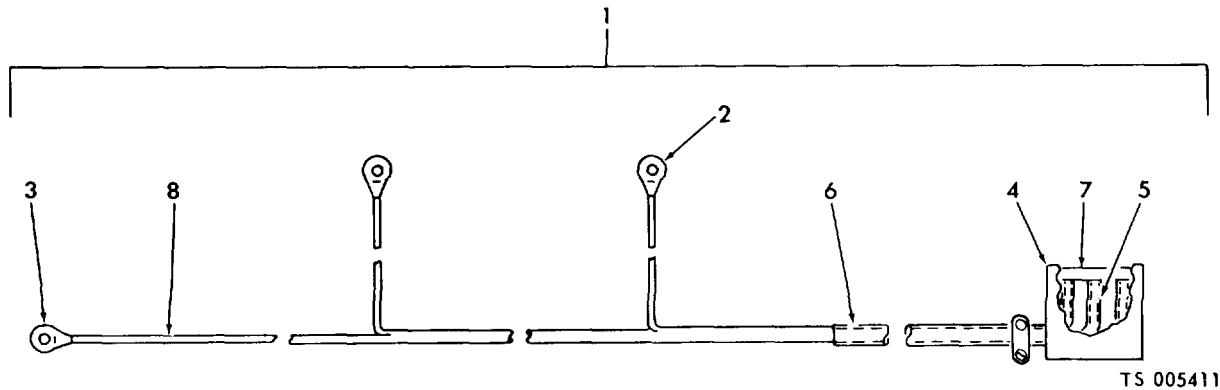
Figure 9. Surgical light wiring harness assembly.



TS 005410

(1) ILLUSTRATION		(2)	(3)	(4)	(5)	(6)	(7)	(8)
(a) FIG NO.	(b) ITEM NO.	SMR CODE	NATIONAL STOCK NUMBER	PART NUMBER	FSCM	DESCRIPTION USABLE ON CODE	U/M	QTY INC IN UNIT
10	1	PBFZZ	5410-00-507-7110	5-4-205-24-135	81337	WIRING HARNESS ASSEMBLY, SURGICAL AND AIR LOCK LIGHTS: 6 FT LG	EA	1
10	2	PAFZZ	5940-00-644-8713	31900	00779	TERMINAL LUG: NO. 16-14 WIRE, NO. 10 STUD	EA	5
10	3	PANZZ	5940-00-143-4774	31899	00779	TERMINAL LUG: NO. 16-14 WIRE, NO. 8 STUD	EA	3
10	4	PAFZZ	5975-00-944-1499	MS3368-1-9A	96906	STRAP: CABLE IDENTIFICATION	EA	1
10	5	PAFZZ	5975-00-156-3253	MS3367-2-9	96906	STRAP: CABLE CLAWPING	EA	1
10	6	PAFZZ	5935-01-028-2608	PT00P185S	77820	CONNECTOR, RECEPTACLE, ELECTRICAL: J14	EA	1
10	7	PAFZZ	5935-01-028-2609	PT00P18-55Y	77820	CONNECTOR, RECEPTACLE, ELECTRICAL: J17	EA	1
10	8	PAFZZ	6145-00-578-7514	M5086.2-12-9	81349	WIRE, ELECTRICAL NO. 12 AWG	FT	41

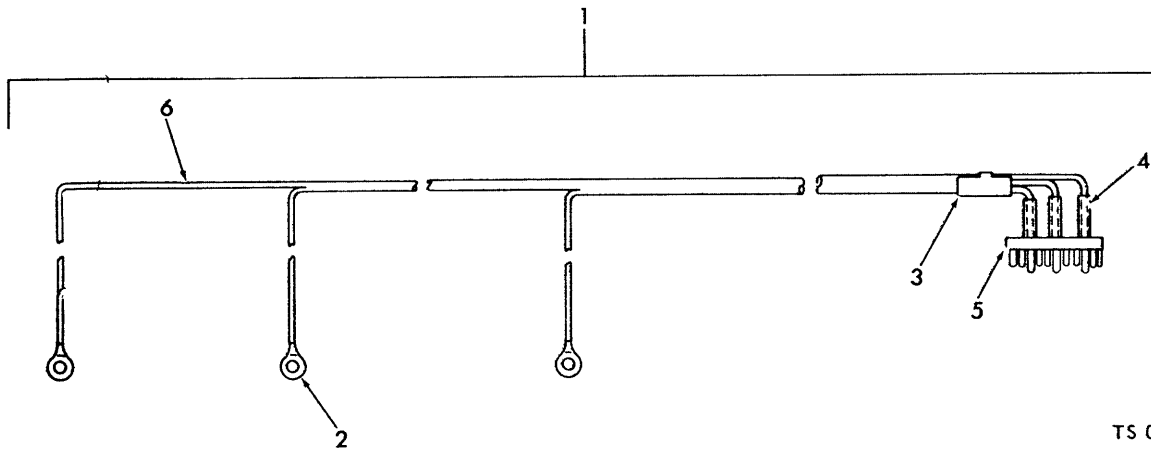
Figure 10. Surgical and air lock lights wiring harness assembly.



TS 005411

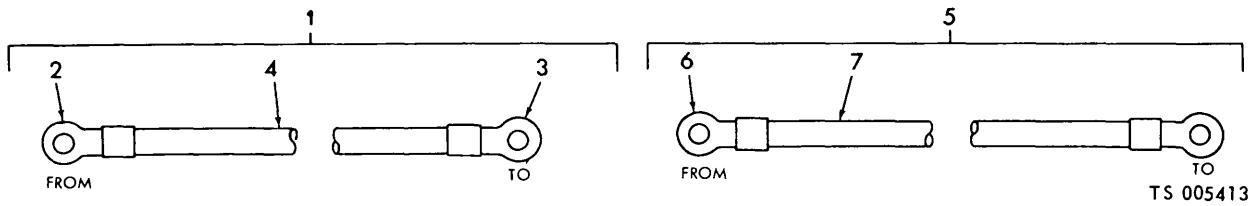
(1) ILLUSTRATION		(2)	(3)	(4)	(5)	(6)	(7)	(8)
(a) FIG NO.	(b) ITEM NO.	SMR CODE	NATIONAL STOCK NUMBER	PART NUMBER	FSCM	DESCRIPTION	USABLE ON CODE	QTY INC IN UNIT
11	1	PBFZZ	5410-00-487-8924 5-4	2092-24-152	81337	WIRING HARNESS ASSEMBLY, FLUORESCENT LIGHT: 15 FT 6 IN. LG COMPONENTS SAME AS HARNESS ASSEMBLY P/N 5-4-2092-24-144 (81337), EXCEPT WHERE INDIVIDUAL COMPONENTS ARE ANNOTATED)		EA 1
11	1	PBFZZ	5410-00-487-8918 5-4	2092-24-144	81337	WIRING HARNESS ASSEMBLY, FLUORESCENT LIGHT: 17 FT LG		EA 1
11	2	PAFZZ	5940-00-863-1244 31880		00779	TERMINAL, LUG: NO. 22-16 WIRE, NO. 4 STUD	A	EA 2
11	3	PAFZZ	5940-00-204-8966 31882		00779	TERMINAL, LUG: NO. 22 16 WIRE, NO 6 STUD	A	EA 1
11	3	PAFZZ	5940-00-204-8966 31882		00779	TERMINAL, LUG: NO. 22-16 WIRE, NO.. 6 STUD	B	EA 3
11	4	PBFZZ		7440	74545	COVER, SEAL-TITE		EA 1
11	5	PBFZZ	5970-00-501-7006 5-4	2092-24-145	81337	SLEEVE, INSULATION		EA 3
11	6	PBFZZ	5970-00-501-7002 5-4	2092-24-146	81337	SLEEVE, INSULATION		EA 1
11	7	PBFZZ	5935-01-023-5897	6515131 71785		CONNECTOR, PLUG, ELECTRICAL: P22 (USE WITH WIRING HARNESS, P/N 5-4-2092-24-152 (81337), CONNECTOR, PLUG, ELECTRICAL: P21 (USE WITH WIRING HARNESS, P/N 5-4-2092-24-144 (81337),		EA 1
11	7	PBFZZ	5935-01-02-15897	6S15131	71785	CONNECTOR, BODY (USE WITH WIRING HARNESS, P/N 5-4-2092-24-152 (81337), CONNECTOR, PLUG, ELECTRICAL: P21 (USE WITH WIRING HARNESS, P/N 5-4-2092-24-144 (81337),		EA 1
11	7	PBFZZ	-935-010235B97	7484 74545		CONNECTOR, BODY		EA 1
11	8	PAFZZ	6145-00-578-6605 M5086-2-16-9		81349	WIRE, ELECTRICAL: NO. 16 AWG (USE WITH WIRING HARNESS, P/N 5-4-2092-24-152 (81337),		FT 31
11	8	PAFZZ	6145-00-578-6605 M5086-2-16-9		81349	WIRE, ELECTRICAL: NO 16 AWG (USE WITH WIRING HARNESS, P/N 5-4-2092-24-144 681337),		FT 28

Figure 11. Fluorescent light wiring harness assembly.



(1) ILLUSTRATION		(2) SMR CODE	(3) NATIONAL STOCK NUMBER	(4) PART NUMBER	(5) FSCM	(6) DESCRIPTION USABLE ON CODE	(7) U/M	(8) QTY INC IN UNIT
(a) FIG NO.	(b) ITEM NO.							
12	1	PBFZZ	5410-00-487-8926	5-4-2092-24-271	81337	WIRING HARNESS ASSEMBLY, FLUORESCENT LIGHT: 3 FT 4 IN. LG (COMPONENTS SAME AS WIRING HARNESS, P/N 5-4-2092-24-265) (81337), EXCEPT WHERE INDIVIDUAL COMPONENTS ARE ANNOTATED)	EA	1
12	1	PAFZZ	5410-00-587-8925	5-4-2092-24-265	81337	WIRING HARNESS ASSEMBLY, FLUORESCENT LIGHT: 4 FT LG	EA	1
12	2	PBFZZ	5940-00-863-1244	31880	00779	TERMINAL, LUG: NO. 22-16 WIRE, NO. 4 STUD A	EA	3
12	2	PBFZZ	5940-00-534-0970	31898	00779	TERMINAL, LUG: NO. 22-16 WIRE, NO. 6 STUD B	EA	6
12	3	PAFZZ	5975-00-944-1499	MS3368-1-9A	96905	STRAP: CABLE IDENTIFICATION	EA	1
12	4	PAFZZ	5970-00-501-7006	5-4-2092-24-145	81337	SLEEVE: INSULATION	EA	3
12	5	PBFZZ	5935-01-023-5913	6S15134	81337	CONNECTOR, RECEPTACLE, ELECTRICAL: J22 A (USE WITH WIRING HARNESS, P/N 5-4-2092-24-271 (81337), ONLY)	EA	1
12	5	PBFZZ	5935-01-023-5913	6S15134	71785	CONNECTOR, RECEPTACLE, ELECTRICAL: J21 A (USE WITH WIRING HARNESS, P/N 5-4-2092-24-265 (81337), ONLY)	EA	1
12	5	PBFZZ		7486	74545	INLET, FLANGED B	EA	1
12	6	PAOZZ	6145-00-578-6605	M5086-2-16-9	81349	WIRE, ELECTRICAL: NO. 16 AWG (USE WITH WIRING HARNESS, P/N 5-4-2092-24-271 (81337), ONLY)	FT	10
12	6	PAOZZ	6145-00-578-6605	M5086-2-16-9	81349	WIRE, ELECTRICAL: NO. 16 AWG (USE WITH WIRING HARNESS, P/N 5-4-2092-24-265 (81337), ONLY)	FT	31

Figure 12. Fluorescent light wiring harness assembly.



(1) ILLUSTRATION		(2)	(3)	(4)	(5)	(6)	(7)	(8)
(a) FIG NO.	(b) ITEM NO.	SMR CODE	NATIONAL STOCK NUMBER	PART NUMBER	FSCM	DESCRIPTION	USABLE ON CODE	QTY INC IN UNIT
13	1	MFFZZ		5-4-2084-24-186	81337	WIRE ASSEMBLY: FROM LIGHT 4-2 TO TERMINAL BOARD 3-5 MANUFACTURE FROM:		EA 1
13	2	PAFZZ	5940-00-615-6073	MS25036-152	96906	TERMINAL, LUG: NO. 16-14 AWG, NO. 4 STUD A		EA 1
13	2	PAFZZ	5940-00-534-0970	31898	00779	TERMINAL, LUG: NO. 16-14 AWG, NO. 6 STUD B		EA 1
13	3	PAFZZ	5940-00-644-8713	31900	00779	TERMINAL, LUG: NO. 16-14 AWG, NO. 10 STUD		EA 1
13	4	PAFZZ	6145-00-578-6605	M5086-2-16-9	81349	WIRE, ELECTRICAL: NO. 16 AWG, 7 FT REQUIRED		EA 1
13	1	MFFZZ		5-4-2084-24-190	81337	WIRE ASSEMBLY: FROM JUNCTION 28-NEUTRAL TO TERMINAL BOARD 3-4 MANUFACTURE FROM:		EA 1
13	2	PAFZZ	5940-00-143-4774	31899	00779	TERMINAL, LUG: NO. 16-14 AWG, NO. 8 STUD		EA 1
13	3	PAFZZ	5940-00-644-8713	31900	00779	TERMINAL, LUG: NO. 16-14 AWG, NO. 10 STUD		EA 1
13	4	PAFZZ	6145-00-578-7514	M5086-2-12-9	81349	WIRE, ELECTRICAL: NO. 12 AWG, 16 FT REQUIRED		EA 1
13	1	MFFZZ	5-4-2084-24-192	81337		WIRE ASSEMBLY: FROM JUNCTION 10 NEUTRAL TO TERMINAL BOARD 3-4 MANUFACTURE FROM:		EA 1
13	2	PAFZZ	5940-00-143-4774	31899	00779	TERMINAL, LUG: NO. 16-14 AWG, NO. 8 STUD		EA 1
13	3	PAFZZ	5940-00-644-8713	31900	00779	TERMINAL, LUG: NO. 16-14 AWG, NO. 10 STUD		EA 1
13	4	PAFZZ	6145-00-578-7514	M5086-12-9	81349	WIRE, ELECTRICAL: NO. 12 AWG, 3 FT REQUIRED		EA 1
13	1	MFFZZ	5-4-2084-24-194	81337		WIRE ASSEMBLY: FROM LIGHT 4-3 TO TERMINAL BOARD 4-4 MANUFACTURE FROM:		EA 1
13	2	PAFZZ	5940-00-615-6073	MS25036-152	96906	TERMINAL, LUG: NO. 16-14 AWG, NO. 4 STUD A		EA 1
13	2	PAFZZ	5940-00-534-0970	31898	00779	TERMINAL, LUG: NO. 16-14 AWG, NO. 6 STUD B		EA 1
13	3	PAFZZ	5940-00-644-8713	31900	00779	TERMINAL, LUG: NO. 16-14 AWG, NO. 10 STUD		EA 1
13	4	PAFZZ	6145-00-578-6605	M5086-2-16-9	81349	WIRE, ELECTRICAL: NO. 16 AWG, 7 FT REQUIRED		EA 1
13	1	MFFZZ	5-4-2084-24-198	81337		WIRE ASSEMBLY: FROM JUNCTION 23 GROUND TO TERMINAL BOARD 4-4 MANUFACTURE FROM:		EA 1
13	2	PAFZZ	5940-00-143-4774	31899	00779	TERMINAL, LUG: NO. 16-14 AWG, NO. 8 STUD		EA 1
13	3	PAFZZ	5940-00-644-8713	31900	00779	TERMINAL, LUG: NO. 16-14 AWG, NO. 10 STUD		EA 1
13	4	PAFZZ	6145-00-578-7514	M5086-2-12-9	81349	WIRE, ELECTRICAL: NO. 12 AWG, 7 FT REQUIRED		EA 1
13	1	MFFZZ	5-4-2084-24-206	81337		WIRE ASSEMBLY: FROM JUNCTION 9 GROUND TO TERMINAL BOARD 4-1 MANUFACTURE FROM:		EA 1
13	2	PAFZZ	594000-143-4774	31899	00779	TERMINAL, LUG: NO. 16-14 AWG, NO. 8 STUD		EA 1
13	3	PAFZZ	5940-00-644-8713	31900	00779	TERMINAL, LUG: NO. 16-14 AWG, NO. 10 STUD		EA 1
13	4	PAFZZ	6145-00-578-6605	M5086-2-16-9	81349	WIRE, ELECTRICAL: NO. 16 AWG, 4 FT REQUIRED		EA 1
13	1	MFFZZ	5-4-2084-24-210	81337		WIRE ASSEMBLY: FROM SWITCH 1-1 TO JUNCTION 11 GROUND MANUFACTURE FROM:		EA 1
13	2	PAFZZ	5940-00-534-0970	31898	00779	TERMINAL, LUG: NO. 16-14 AWG, NO. 6 STUD		EA 1
13	3	PAFZZ	5940-00-143-4774	31899	00779	TERMINAL, LUG: NO. 16-14 AWG, NO. 8 STUD		EA 1
13	4	PAFZZ	6145-00-578-6605	M5086-2-16-9	81349	WIRE, ELECTRICAL: NO. 16 AWG, 3 FT REQUIRED		EA 1
13	1	MFFZZ	5-4-2084-24-218	81337		WIRE ASSEMBLY: FROM LIGHT 4-1 TO SWITCH 1-4 MANUFACTURE FROM:		EA 1
13	2	PAFZZ	5940-00-615-6073	MS25036-152	96906	TERMINAL, LUG: NO. 16-14 AWG, NO. 4 STUD A		EA 1
13	2	PAFZZ	5940-00-534-0970	31898	00779	TERMINAL, LUG: NO. 16-14 AWG, NO. 6 STUD B		EA 1

Figure 13. Miscellaneous wire assemblies.

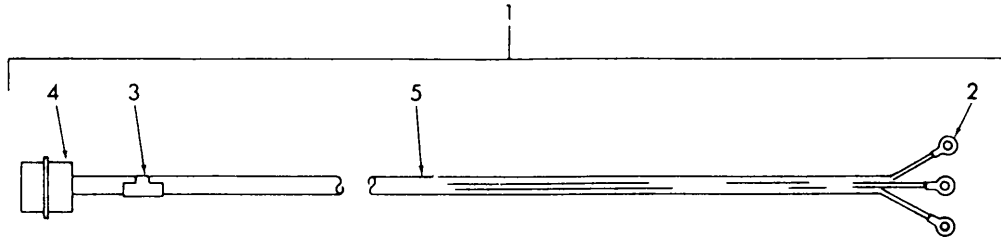
(1) ILLUSTRATION		(2)	(3)	(4)	(5)	(6)	(7)	(8)
(a) FIG NO.	(b) ITEM NO.	SMR CODE	NATIONAL STOCK NUMBER	PART NUMBER	FSCM	DESCRIPTION	USABLE ON CODE	U/M INC IN UNIT
13	3	PAFZZ	5940-00-534-0970	31898	00779	TERMINAL, LUG: NO. 16-14 AWG, NO. 6 STUD		EA 1
13	4	PAFZZ	6145-00-578-6605	M5086-2-16-9	81349	WIRE, ELECTRICAL: NO. 16 AWG, 11 FT REQUIRED		EA
13	1	MFFZZ	5-4-2084-24-2037 81337			WIRE ASSEMBLY: FROM CIRCUIT BREAKER 8-2 TO SWITCH 2-3 MANUFACTURE FROM:		EA 1
13	2	PAFZZ	5940-00-143-4774	31899	00779	TERMINAL, LUG: NO. 16-14 AWG, NO. 8 STUD		EA 1
13	3	PAFZZ	5940-00-534-0970-	31898	00779	TERMINAL, LUG: NO. 16-14 AWG, NO. 6 STUD		EA 1
13	4	PAFZZ	6145-00-578-6605	M5086-2-16-9	81349-	WIRE, ELECTRICAL: NO. 16 AWG, 7 FT REQUIRED		EA.
13	5	MFFZZ	5-4-2084-24-187	81337		WIRE ASSEMBLY: FROM LIGHT 5-2 TO LIGHT 4-2 MANUFACTURE FROM:		EA 1
13	6	PAFZZ	5940-0-615-6073	MS25036-152	96906	TERMINAL, LUG: NO. 16-14 AWG, NO. 4 STUD A		EA 2
13	6	PAFZZ	5940-00-534-0970	31898	00779	TERMINAL, LUG: NO. 16-14 AWG, NO. 6 STUD B		EA 2
13	7	PAFZZ	6145-00-578-6605	M5086-2-16-9	81349	WIRE, ELECTRICAL: NO. 16 AWG, 11 FT REQUIRED		EA
13	5	MFFZZ	5-4-2084-24-188 81337			WIRE ASSEMBLY: FROM LIGHT 3-2 TO LIGHT 2-2 MANUFACTURE FROM:		EA 1
13	6	PAFZZ	5940-00-615-6073	M525036-152	96906	TERMINAL, LUG: NO. 16-14 AWG, NO.4 STUD A		EA 2
13	6	PAFZZ	5940-00-534-0970	31898	00779	TERMINAL, LUG: NO. 16-14 AWG, NO. 6 STUD B		EA 2
13	7	PAFZZ	6145-00-578-6605	M5086-2-16-9	81349	WIRE, ELECTRICAL: NO. 16 AWG, 6 FT REQUIRED		EA
13	5	MFFZZ	5-4-2084-24-189	81337		WIRE ASSEMBLY: FROM LIGHT 6-2 TO LIGHT 7-2 MANUFACTURE FROM:		EA 1
13	6	PAFZZ	5940-00-615-6073	MS25036-152	96906	TERMINAL, LUG: AWG, NO. NO. 4 STUD		EA 2
13	6	PAFZZ	5940-00-534-0970	31898	00779	TERMINAL, LUG: NO. 16-14 AWG, NO. 6 STUD. B		EA 2
13 7	PAFZZ	6145-00-578-6605	M5086-2-16-9	81349		WIRE, ELECTRICAL: NO. 16 AWG, 6 FT REQUIRED		EA
13 5	MFFZZ	5-4-2084-24-191 81337				WIRE ASSEMBLY: FROM JUNCTION 28 NEUTRAL TO JUNCTION 30 NEUTRAL MANUFACTURE FROM:		EA 1
13	6	PAFZZ	5940-00-143-4774	31899	00779	TERMINAL, LUG: NO. 16-14 AWG, NO. 8 STUD		EA- 2
13	7	PAFZZ	6145-00-578-7514	M5086-2-12-9	81349	WIRE, ELECTRICAL: NO. 12 AWG, 6 FT REQUIRED		EA
13	5	MFFZZ	5-4-2084-24-193	81337		WIRE ASSEMBLY: FROM JUNCTION TO NEUTRAL TO JUNCTION 12 NEUTRAL MANUFACTURE FROM:		EA 1
13	6	PAFZZ	5940-00-143-4774	31899	00779	TERMINAL, LUG: NO. 16-14 AWG, NO. 8 STUD		EA 2
13	7	PAFZZ	6145-00-578-7514	M5086-2-12-9	81349	WIRE, ELECTRICAL: NO. 12 AWG, 5 FT REQUIRED		EA, 1
13	5	MFFZZ	5-4-2084-14-195	81337		WIRE ASSEMBLY: FROM LIGHT 5-3 TO LIGHT 4-3 MANUFACTURE FROM:		EA 1
13	6	PAFZZ	5940-00-615-6073	MS25036-152	96906	TERMINAL, LUG: NO. 16-14 AWG, NO. 4 STUD A		EA: 2
13	6	PAFZZ	5940-00-534-0970	31898	00779	TERMINAL, LUG: NO. 16-14 AWG, NO. 6 STUD B 'EA:		2
13	7	PAFZZ	6145-00-578-6605	M5086-2-16-9	81349	WIRE, ELECTRICAL: NO. 16 AWG, 11 FT REQUIRED		EA' 1
13	5	MFFZZ	5-4-2084-24-196	81337		WIRE ASSEMBLY: FROM LIGHT 3-3 TO LIGHT 2-3 MANUFACTURE FROM:		EA 1
13	6	PAFZZ	5940-00-615-6073	M525036-152	96906-	TERMINAL, LUG: NO. 16-14 AWG, NO. 4 STUD A		EA. 2
13	6	PAFZZ	5940-00-534-0970	38198	00779	TERMINAL, LUG: NO. 16-14 AWG, NO. 6 STUD B		EA 2
13	7	PAFZZ	6145-00-578-6605	M5086-2-16-9	81349	WIRE, ELECTRICAL: NO. 16 AWG, 6 FT REQUIRED		EA
13	5	MFFZZ	5-4-2084-24-197	81337		WIRE ASSEMBLY: FROM LIGHT 6-3 TO LIGHT 7-3 MANUFACTURE FROM:		EA 1
13	6	PAFZZ	5940-00-615-6073	MS25036-152	96906	TERMINAL, LUG: NO. 16-14 AWG, NO. 4 STUD A		EA 2
13	6	PAFZZ	5940-00-534-0970	31898	00779	TERMINAL, LUG: NO. 16-14 AWG, NO. 6 STUD B		EA 2
13	7	PAFZZ	6145-00-578-6605	M5086-2-16-9	81349	WIRE, ELECTRICAL: NO. 16 AWG, 6 FT REQUIRED		EA
13	5	MFFZZ	5-4-2084-24-199 81337			WIRE ASSEMBLY: FROM JUNCTION 23 GROUND TO JUNCTION 24 GROUND MANUFACTURE FROM:		EA 1
13	6	PAFZZ	5940-00-143-4774	31899	00779	TERMINAL, LUG: NO. 16-14 AWG, NO. 8 STUD		EA 2
13	7	PAFZZ	6145-00-578-7514	M5086-2-12-9	81349	WIRE, ELECTRICAL: NO. 12 AWG, 6 FT REQUIRED		EA

(1) ILLUSTRATION		(2)	(3)	(4)	(5)	(6)	(7)	(8)
(a) FIG NO.	(b) ITEM NO.	SMR CODE	NATIONAL STOCK NUMBER	PART NUMBER	FSCM	DESCRIPTION USABLE ON CODE	U/M	QTY INC IN UNIT
13	5	MFFZZ		5-4-2084-24-200	81337	WIRE ASSEMBLY: FROM JUNCTION 25 GROUND TO JUNCTION 24 GROUND MANUFACTURE FROM:	EA	1
13	6	PAFZZ	5940-00-143-4774	31899	00779	TERMINAL, LUG:NO.16-14 AWG, NO.8 STUD	EA	2
13	7	PAFZZ	6145-00-578-7514	M5086-2-12-9	81349	WIRE, ELECTRICAL: NO.12 AWG,12 FT REQUIRED	EA	
13	5	MFFZZ		5-4-2084-24-201	81337	WIRE ASSEMBLY: FROM JUNCTION 26 GROUND TO JUNCTION 25 GROUND MANUFACTURE FROM:	EA	1
13	6	PAFZZ	5940-00-143-4774	31899	00779	TERMINAL,LUG: NO.16-14 AWG, NO. 8 STUD	EA	2
13	7	PAFZZ	6145-00-578-7514	M5086-2-12-9	81349	WIRE, ELECTRICAL: NO. 12 AWG, 7 FT REQUIRED	EA	
13	5	MFFZZ		5-4-2084-24-202	81337	WIRE ASSEMBLY: FROM JUNCTION 28 GROUND TO JUNCTION 26 GROUND MANUFACTURE FROM:	EA	1
13	6	PAFZZ	5940-00-143-4774	31899	00779	TERMINAL,LUG. NO. 16-14 AWG, NO. 8 STUD	EA	2
13	7	PAFZZ	6145-00-578-7514	M5086-2-12-9	81349	WIRE, ELECTRICAL: NO. 12 AWG, 10 FT REQUIRED	EA	
13	5	MFFZZ		5-4-2084-24-203	81337	WIRE ASSEMBLY:FROM JUNCTION 28 GROUND TO JUNCTION 27 GROUND MANUFACTURE FROM:	EA	1
13	6	PAFZZ	5940-00-143-4774	31899	00779	TERMINAL, LUG:NO. 16-14 AWG, NO.8 STUD	EA	2
13	7	PAFZZ	6145-00-578-7514	M5086-2-12-9	81349	WIRE, ELECTRICAL:NO. 12 AWG, 1 FT REQUIRED	EA	
13	5	MFFZZ		5-4-2084-24-204	81337	WIRE ASSEMBLY: FROM JUNCTION 27 GROUND TO JUNCTION 30 GROUND MANUFACTURE FROM:	EA	1
13	6	PAFZZ	5940-00-143-4774-	31899	00779	TERMINAL, LUG: NO. 16-14 AWG, NO. 8 STUD	EA	2
13	7	PAFZZ	6145-00-578-7514	M5086-2-12-9	81349	WIRE, ELECTRICAL:NO. 16 AWG, 6 FT REQUIRED	EA	
13	5	MFFZZ		5-4-2084-24-205	81337	WIRE ASSEMBLY: FROM JUNCTION 30 GROUND TO JUNCTION 29 GROUND MANUFACTURE FROM:	EA	1
13	6	PAFZZ	5940-00-143-4774	31899	00779	TERMINAL, LUG:NO. 16-14 AWG, NO. 8 STUD	EA	2
13	7	PAFZZ	6145-00-578-7514	M5086-2-12-9	81349	WIRE, ELECTRICAL: NO. 16 AWG, 1 FT REQUIRED	EA	
13	5	MFFZZ		5-4-2084-24-207	81337	WIRE ASSEMBLY: FROM JUNCTION 9 GROUND TO JUNCTION 10 GROUND MANUFACTURE FROM:	EA	1
13	6	PAFZZ	5940-00-143-4774	31899	00779	TERMINAL, LUG:NO. 16-14 AWG, NO. 8 STUD	EA	2
13	7	PAFZZ	6145-00-578-7514	M5086-2-12-9	81349	WIRE, ELECTRICAL: NO. 12 AWG, 1 FT REQUIRED	EA	
13	5	MFFZZ		5-4-2084-24-208	81337	WIRE ASSEMBLY: FROM JUNCTION 10 GROUND TO JUNCTION 11 GROUND MANUFACTURE FROM:	EA	1
13	6	PAFZZ	5940-00-143-4774	318.99	00779	TERMINAL, LUG:NO.16-14 AWG, NO.8 STUD	EA	2
13	7	PAFZZ	6145-00-578-7514	M5086-2-12-9	81349	WIRE, ELECTRICAL:NO. 12 AWG, 5 FT REQUIRED	EA	
13	5	MFFZZ		5-4-2084-24-209	81337	WIRE ASSEMBLY:FROM JUNCTION 11 GROUND TO JUNCTION 12 GROUND MANUFACTURE FROM:	EA	1
13	6	PAFZZ	594000-143-4774	31899	00779	TERMINAL, LUG:NO.16-14 AWG, NO. 8 STUD	EA	2
13	7	PAFZZ	6145-00-578-7514	M5086-2-12-9	81349	WIRE, ELECTRICAL:NO. 12 AWG, 1 FT REQUIRED	EA	
13	5	MFFZZ		5-4-2084-24-211	81337	WIRE ASSEMBLY:FROM SWITCH 1-1 TO SWITCH 2-2 MANUFACTURE FROM:	EA	1
13	6	PAFZZ	5940-00-534-0970	31898	00779	TERMINAL, LUG:NO. 16-14 AWG, NO. 6 STUD	EA	2
13	7	PAFZZ	6145-00-578-6605	M5086-2-16-9	81349	WIRE, ELECTRICAL: NO. 16 AWG, 1 FT REQUIRED	EA	
13	5	MFFZZ		5-4-2084-24-212	81337	WIRE ASSEMBLY:FROM JUNCTION 12-A PHASE TO CIRCUIT BREAKER 7-2 MANUFACTURE FROM:	EA	1
13	6	PAFZZ	5940-00-143-4774	31899	00779	TERMINAL, LUG:NO. 16-14 AWG, NO. 8 STUD	EA	2

(1) ILLUSTRATION		(2)	(3)	(4)	(5)	(6)	(7)	(8)
(a) FIG NO.	(b) ITEM NO.	SMR CODE	NATIONAL STOCK NUMBER	PART NUMBER	FSCM	DESCRIPTION USABLE ON CODE	U/M	QTY INC IN UNIT
13	7	PAFZZ	6145-00-578-7514	M5086-2-12-9	81349	WIRE, ELECTRICAL:NO. 12 AWG, 7 FT REQUIRED	EA	
13	5	MFFZZ		5-4-2084-24-213		81337 WIRE ASSEMBLY:FROM JUNCTION 30-A PHASE TO CIRCUIT BREAKER 7-2 MANUFACTURE FROM:	EA	1
13	6	PAFZZ	5940-00-143-4774	31899	00779	TERMINAL, LUG:NO.16-14 AWG, NO.8 STUD	EA	2
13	7	PAFZZ	6145-00-578-7514	M5086-2-12-9	81349	WIRE, ELECTRICAL:NO.12 AWG, 17 FT REQUIRED	EA	
13	5	MFFZZ		5-4-2084-24-214	81337	WIRE ASSEMBLY: FROM JUNCTION 10-8 PHASE TO CIRCUIT BREAKER 6-2 MANUFACTURE FROM:	EA	1
13	6	PAFZZ	5940-00-143-4774	31899	00779	TERMINAL, LUG: NO. 16-14 AWG, NO. 8 STUD	EA	2
13	7	PAFZZ	6145-00-578-7514	M5086-2-12-9	81349	WIRE, ELECTRICAL: NO. 12 AWG, 4 FT REQUIRED	EA	
13	5	MFFZZ		5-4-2084-24-215	81337	WIRE ASSEMBLY:FROM JUNCTION 28-B PHASE TO CIRCUIT BREAKER 6-2 MANUFACTURE FROM:	EA	1
13	6	PAFZZ	5940-00-143-4774	31899	00779	TERMINAL, LUG:NO.16-14 AWG, NO.8 STUD	EA	2
13	7	PAFZZ	6145-00-578-7514	M5086-2-12-9	81349	WIRE, ELECTRICAL: NO. 13 AWG, 16 FT REQUIRED	EA	
13	5	MFFZZ		5-4-2084-24-216	81337	WIRE ASSEMBLY: FROM LIGHT 3-1 TO LIGHT 2-1 MANUFACTURE FROM:	EA	1
13	6	PAFZZ	5940-00-615-6073	M525036-152	96906	TERMINAL, LUG:NO. 16-14 AWG, NO. 4 STUD	A	EA 2
13	6	PAFZZ	594000-534-0970	31898	00779	TERMINAL, LUG: NO.16-14 AWG, NO. 6 STUD	B	EA 2
13	7	PAFZZ	6145-00-578-6605	M5086-2-16-9	81349	WIRE, ELECTRICAL:NO.16 AWG, 6 FT REQUIRED	EA	
13	5	MFFZZ		5-4-2084-24-217	81337	WIRE ASSEMBLY:FROM LIGHT 6-1 TO LIGHT 7-1 MANUFACTURE FROM:	EA,	1
13	6	PAFZZ	5940-00-615-6073	M525036-152	96906	TERMINAL, LUG:NO. 16-14 AWG, NO.4 STUD	A	EA 2

(1) ILLUSTRATION		(2)	(3)	(4)	(5)	(6)	(7)	(8)
(a) FIG NO.	(b) ITEM NO.	SMR CODE	NATIONAL STOCK NUMBER	PART NUMBER	FSCM	DESCRIPTION USABLE ON CODE	U/M	QTY INC IN UNIT
13	5	WFZZ		5-4-2084-24-220		81337 WIRE ASSEMBLY: FROM JUNCTION 24-L2 TO CIRCUIT BREAKR 4-L2 MANUFACTURE FROM:	EA	1
13	6	PAFZZ	5940-00-143-4774	31899	00779	TERMINAL, LUG: NO.16-14 AWG, NO.8 STUO	EA	2
13	7	PAFZZ	6145-00-5787514	M5086-2-12-9	81349	WIRE, ELECTRICAL: NO.12 AWG, 9 FT REQUIRED	EA	
13	5	MFFZZ		5-4-208L-24-221	81337	WIRE ASSEMBLY: FROM JUNCTION 26-L2 TO JUNCTION 24-L2 MANUFACTURE FROM:	EA	1
13	6	PAFZZ	5940-00-143-4774	31899	00779	TERMINAL, LUG: NO.16-14 AWG, NO.8 STUO	EA	2
13	7	PAFZZ	6145-00-578-7514	M5086-2-12-9	81349	WIRE, ELECTRICAL: NO.12 AWG, 14 FT REQUIRED	EA	
13	5	PFZZ		5-4-2084-24-222	81337	WIRE ASSEMBLY: FROM JUNCTION 24-COIMON TO CIRCUIT BREAKER 4-Li MANUFACTURE FROM:	EA	1
13	6	PAFZZ	5940-0143-4774	31899	00779	TERMINAL, LUG: NO. 16-14 AWG, NO. 8 STUD	EA	2
13	7	PAFZZ	6145-00-578-7514	M5086-2-12-9	81349	WIRE, ELECTRICAL: NO.12 AWG, 9 FT REQUIRED	EA	
13	5	MFFZZ		5-4-2084-24-223	81337	WIRE ASSEMBLY: FROM JUNCTION 26-COMODN TO JUNCTION 24-COMEON MANUFACTURE FROM:	EA	1
13	6	PAFZZ	5940-0143-4774	31899	00779	TERMINAL, LUG: NO.16-14 AWG, NO.8 STUO	EA	2
13	7	PAZZ	6145-0-578-751h	M5086-2-12-9	81349	WIRE, ELECTRICAL: NO.12 AWG, 14 FT REQUIRED	EA	
13	5	MFFZZ		5--4201-211-224	81337	WIRE ASSEMBLY: FROM JUNCTION 11-LI TO CIRCUIT BREAKER 5-L2 MANUFACTURE FROM:	EA	1
13	6	PAFZZ	594000143-4774	31899	00779	TERMINAL, LUG: NO.16-14 AWG, NO. 8 STUD	EA	2
13	7	PAFZZ	6145-00-578-7514	M5086-2-12-9	81349	WIRE, ELECTRICAL: NO. 12 AWG, 6 FT REQUIRED	EA	
13	5	MFFZZ		5-42084-2-225	81337	WIRE ASSEMBLY: FROM JUNCTION 2-L1 TO CIRCUIT BREAKER 5-L2 MANUFACTURE FROM:	EA	1
13	6	PAFZZ	594001434774	31899	00779	TERMINAL, LUG: NO. 16-11 AWG, NO. 8 STUO	EA	2
13	7	PFZZ	6145-0578.7511	08-2-12-9	81349	WIRE, ELECTRICAL: NO.12 AWC, 18 FT REQUIRED	EA	
13	5	MFFZZ		5-42084-24-226	81337	WIRE ASSEMBLY: FROM JUNCTION 11-COMMON TO CIRCUIT BREAKER 5-L1 MANUFACTURE FROM:	EA	1
13	6	PAFZZ	5940014s4774	31899	00779	TERMINAL, LUG: NO. 16-1 AWG, NO. 8 STUD	EA	2
13	7	PFZZ	61400-578-75A14	0862-12-9	81349	WIRE, ELECTRICAL: NO.12 AWG, 7 FT REQUIRED	EA	
13	5	WFZZ		5-4-2084-2-24-227		81337 WIRE ASSEMBLY: FROM JUNCTION 29-COION TO CIRCUIT BREAKER 5-Li MANUFACTURE FROM:	EA	1
13	6	PAFZZ	5940-D0-143-4774	31899	00779	TERMINAL, LUG: NO. 16-14 AWG, NO. 8 STUD	EA	2
13	7	PAFZZ	6145-00-578-7514	382-12-9	81349	WIRE, ELECTRICAL: NO. 12 AWG, 18 FT REQUIRED	EA	
13	5	FFZZ		5-4-2084-2-24-228		81337 WIRE ASSEMBLY: FROM JUNCTION -L1 TO CIRCUIT BREAKER 12-L2 MANUFACTURE FROM:	EA	1
13	6	PAFZZ	5940-00-143-4774	31899	00779	TERMINAL, LUG: NO.16-14 AWG, NO.8 STUO	EA	2
13	7	PAFZZ	6145-00-578-7514	M50862-12-9	81349	WIRE, ELECTRICAL: NO.12 ANG, 4 FT REQUIRED	EA	
13	5	PAFZZ		5—4-2084-2-229	81337	WIRE ASSEMBLY: FROM JUNCTION 27-LI TO CIRCUIT BREAER 12-L2 MANUFACTURE FROM:	EA	1
13	6	PAFZZ	5940-00-143-4774	31899	00779	TERMIKNL, LUG: NO.16-1k AWG, NO.8 STUD	EA	2
13	7	PFZZ	6145-00-578-7511	M5086-2-12-9	8139	WIRE, ELECTRICAL: NO.12 AWG, 16 FT REQUIREOD	E	
13	5	FFZZ		5-4-2084-2-24-230		81337 WIRE ASSEMBLY: FROM JUNCTION 9_COMION TO CIRCUIT BREAKER 12-Li MANUFACTURE FROM:	EA	
13	6	PAFZZ	59400-1434774	31899	00779	TERMIAL, LUG: W0.16-14 AWG, NO. 8 STUD	A	2
13	7	PAFZZ	6145-00-57- 75815	8212-9	81349	WIRE, ELECTRICAL: NO.12 AWG, 4 FT REQUIRED	EA	
13	5	MFFZZ		5-4-2084-2-24-231		81337 WIRE ASSEMBLY: FROM JUNCTION 27-COMM TO CIRCUIT BREAKER 12-LIEA MANUFACTURE FROM:	EA	1
13	6	PFZZ	65940-00-1434774	31899	00779	TERMINAL, LUG: NO.16-14 AWG, NO.8 STUO	EA	2
13	7	PAFZZ	6145 578-7514	M5086-2-12-9	81349	WIRE, ELECTRICAL: NO. 12 ANC, 16 FT REQUIREO	EA	
13	5	MFFZZ		5-4-2084-24-232		81337 WIE ASSEMBLY: FRM JUNCTION 23-COON TO CIRCUIT BREAKER 13-LI MANUFACTURE FROM:	EA	1
13	6	PAFZZ	6940-401434774	31899	00779	TERMINAL, LUG: NO.16-14 , NO.8 STUO	EA	2

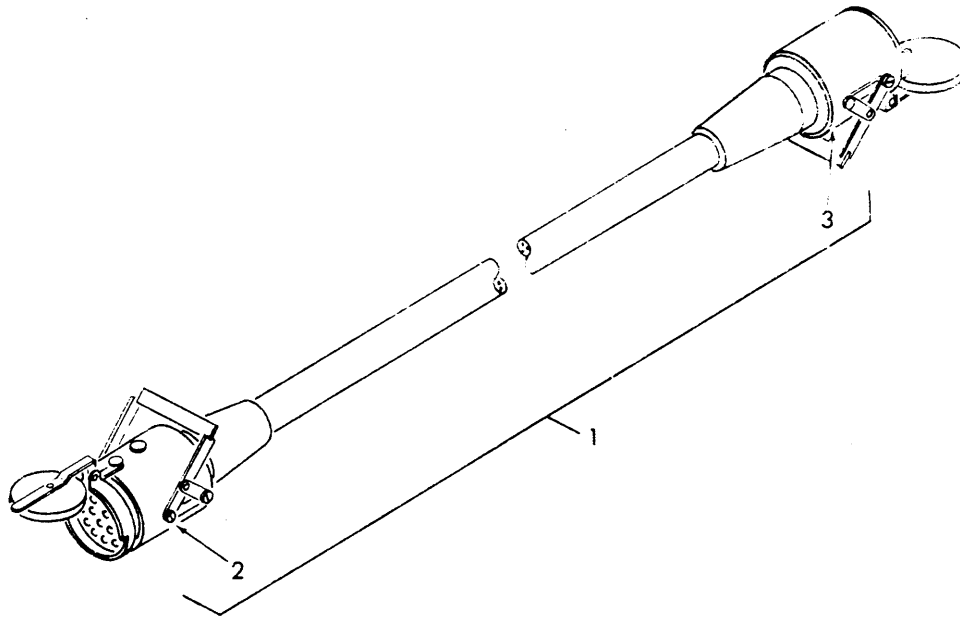
(1) ILLUSTRATION		(2)	(3)	(4)	(5)	(6)	(7)	(8)
(a) FIG NO.	(b) ITEM NO.	SMR CODE	NATIONAL STOCK NUMBER	PART NUMBER	FSCM	DESCRIPTION	USABLE ON CODE	QTY INC IN UNIT
13 13	7 5	PAFZZ WFZZ	6145-00-5787514	2-86212-9 5--2084-24-233	81349 81337	WIRE, ELECTRICAL: NO. 12, 7 FT REQUIRME WIRE ASSEMBLY: FROM JUNCTION 2ECOAOI MANUFACTURE FROM	EA EA	1
13 13 13	6 7 5	PAFZZ PAQZZ WFZZ	5940-00-143-4774 6145-00-578-7514	31899 M5086-2-12-9 5-2084-24-234	00779 81349 81337	TERMINAL, LUG: NO. 16-14 AWG, NO. 8 ST WIRE, ELECTRICAL: 10. 12 AWG, 10FT REQUIRED WIRE ASSEMBLY: FROM JUCTION 23-L2 TO CIRCUIT BREAKER 13L2 MANUFACTURE FROM	EA EA EA	2 1 1
13 13 13	6 7 5	PAFZZ PAFZZ MFFZZ	5940-00-143-4774 6145.-00- 578-7514	31899 M5086-2-12-9 5-2081-21-235	00779 813119 81337	TERMINAL, LUG: N. 16-11 A, NO. 8 S1UD WIRE, ELECTRICAL NO. 12 A, 7 IT REQUIRED WIRE ASSEMBLY: ROM JUCTION 2.-L2 TO JUNCTION 23-L2 MANUFACTURE FROM	EA EA EA	2 1 1
13 13 13	6 7 5	PAFZZ PAFZZ MFFZZ	5940-00-143-4774 6145-00-578-7514 5-12081-21-236	31899 M5086-2-12-9 81337 WIRE AS	00779 81349 STMBLY	TERMINAL, LUG: NO. 16.-14 AWG, NO. 8 STO WIRE, ELECTRICAL: NO. 12 A, 9 FT REQUIREO JUIER MANUFACTURE FROM	EA EA LA 2	2
13 13 13	6 7 5	PAFZZ PAFZZ MFFZZ	5940-00-1434774 6145-00-578-6605	31899 -M5086-2-16-9 5-4-2084-21-238	00779 81349 81337	TERIINAL, LUG: NO. 16-11 AWG, NO. 8 SUD WIRE, ELECTRICAL: NO. 12 AG, 2 FT REQUIRED WIRE ASSEMBLY FROW SWITCH 2-1 TO SWITCH 1-2 MANUFACTURE FROM	EA EA EA	2 1 1
13 13 13	6 7 5	PAFZZ PAFZZ MFFZZ	5940-00-534-0970 6145-00-578-6605	31898 M5086-2-16-9 5-4-2084-24-239	00779 813k9 81337	TERMINAL, LUG: NO. 16-14 AWG, NO. 6 STUD WIRE, ELECTRICAL: NO. 16 A, 11 FT RE1RED EA WIRE ASSEMBLY: FROM SWITCH 1-3 TO SVITCH 2-3 MANUFACTURE FROM:	EA EA	2 1
13 13 13	6 7 5	PAFZZ PAFZZ WFZZ	5901-00-534-0970 6145-00-578-6605	31898 M5086-2-16-9 5--2081-24-240	00779 81349 81337	TERMINAL, LUG: NO. 16-1 AWG, NO. 6 STUD WIRE, ELECTRICAL: NO. 16AWG, 1 FT REQUIRED WIRE ASSEWILY: FROM LIGHT 1-1 TO SWITCH 2-1 MANUFACTURE FROM:	EA EA EA	2 1 1
13 13	6 7	PAFZZ PAFZZ	5940-00-534-0970 6145-00-578-6605	31898 M5086-2-16-9	00779 81349	TERMINAL, LUG: NO. 16-14AWG, NO. 6 STUD WIRE, ELECTRICAL: NO. 16 G, 2Fft REQUIRE	EA EA	2



TS 005414

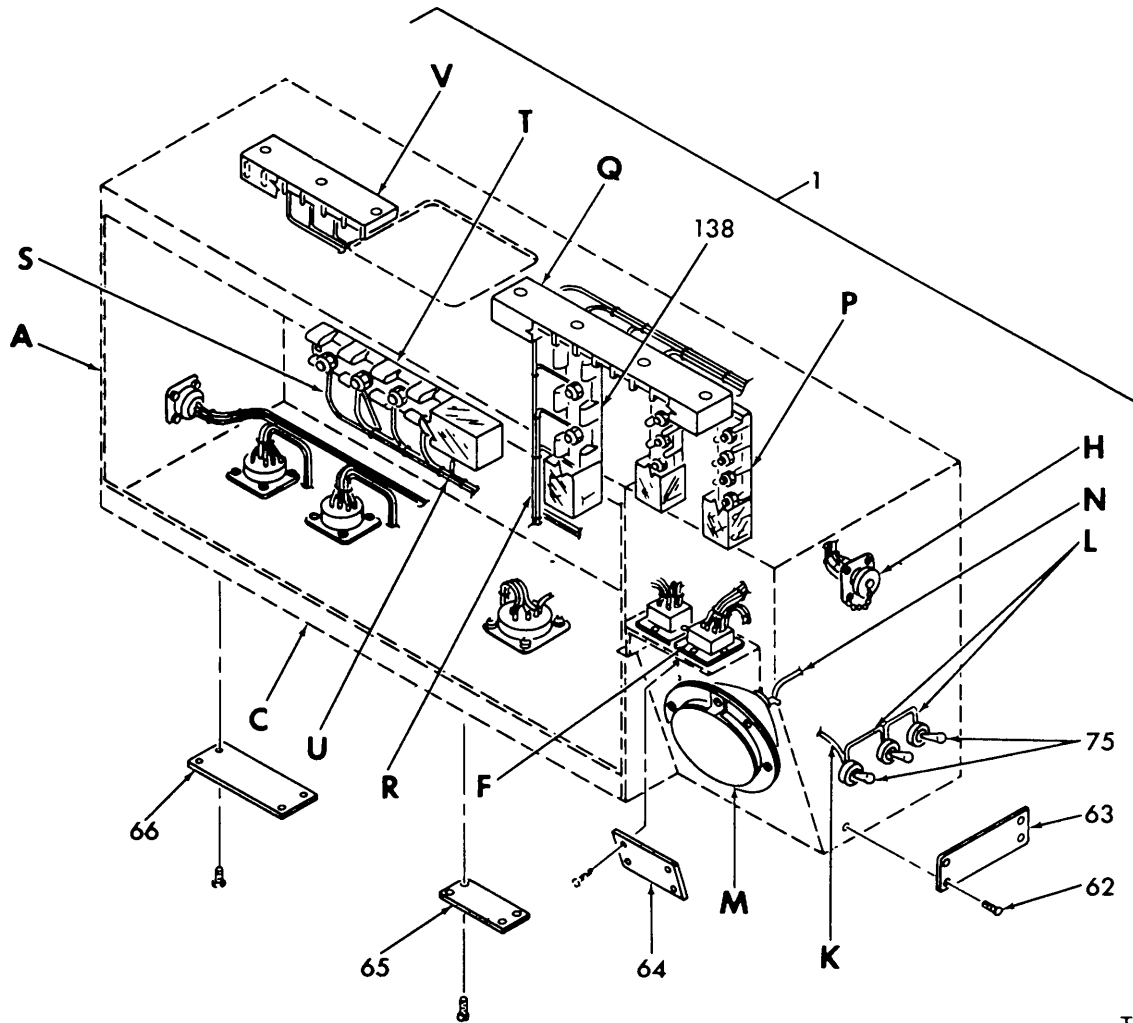
(1) ILLUSTRATION		(2) SMR CODE	(3) NATIONAL STOCK NUMBER	(4) PART NUMBER	(5) FSCM	(6) DESCRIPTION	USABLE ON CODE	(7) U/M	(8) QTY INC IN UNIT
(a) FIG NO.	(b) ITEM NO.								
14	1	PBFZZ	5410-00-485-4742	5-4-2096-24-172	81337	WIRING HARNESS ASSEMBLY, REMOTE TEMPERATURE SENSING: A 20 FT LG		EA	1
14	2	PAFZZ	5940-00-644-8713	31900	00779	TERMINAL,LUG' NO. 16-14 AWG, NO. 10 STUD	A	EA	3
14	3	PAFZZ	5975-00-944-1499	MS3368-1-9A	96905	STRAP:CABLE IDENTIFICATION	A	EA	1
14	4	PAFZZ	5935-00-982-0541	MS3110P12-3P	96906	CONNECTOR, RECEPTACLE, ELECTRICAL: J37	A	EA	1
14	5	PAFZZ	6145-00-578-6605	MS5086-2-16--9	81349	WIRE, ELECTRICAL: NO.16 AWG	A	FT	60

Figure 14. Remote temperature sensing wiring harness assembly.



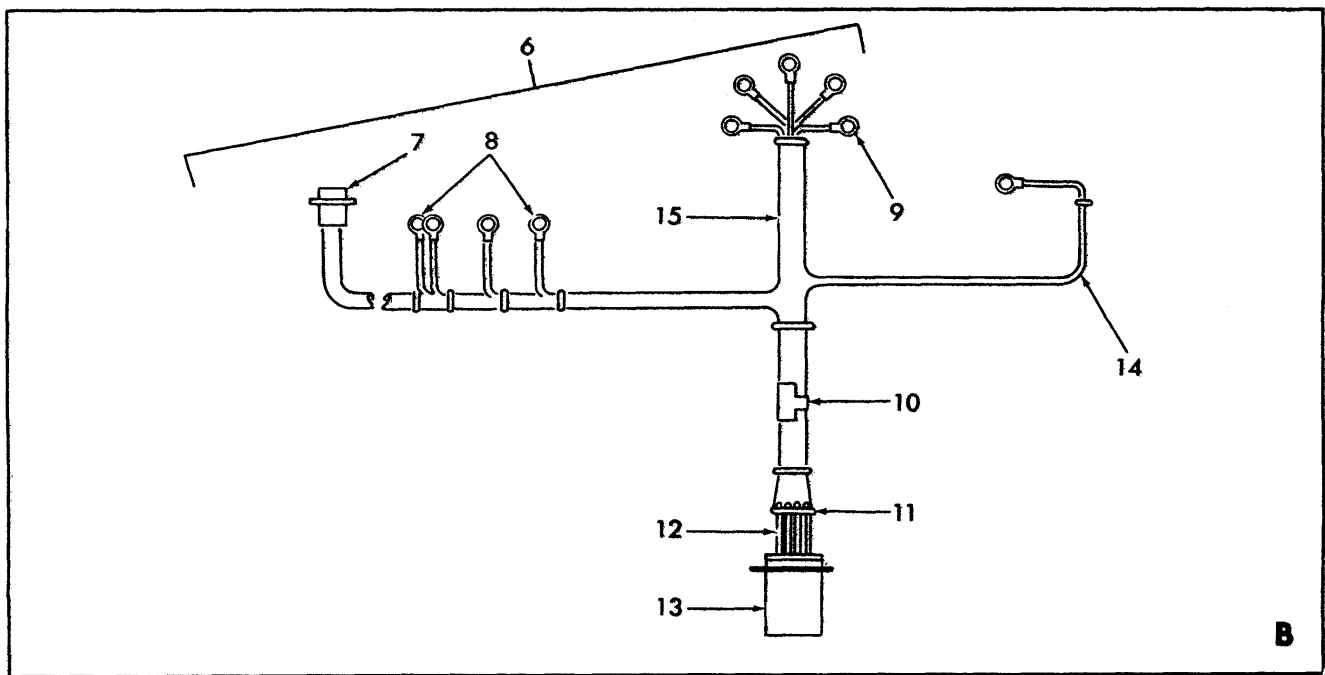
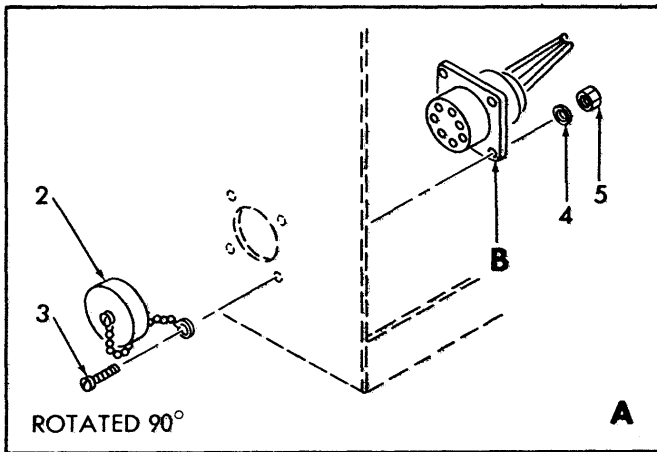
(1) ILLUSTRATION		(2)	(3)	(4)	(5)	(6)	(7)	(8)
(a) FIG NO.	(b) ITEM NO.	SMR CODE	NATIONAL STOCK NUMBER	PART NUMBER	FSCM	DESCRIPTION USABLE ON CODE	U/M	QTY INC IN UNIT
15	1	PAOZZ	4330-00-854-4794	13217E3892	97403	CABLE, ELECTRIC POWER.400 HZ (COMPONENTS SAME AS CABLE ASSEMBLY, P/N 13217E3893 (97403), EXCEPT WHERE INDIVIDUAL COMPONENTS ARE ANNOTATED)	EA	1
15	1	PAOZZ	2920-00-933-0586	13217E3893	97403	CABLE ASSEMBLY, ELECTRIC POWER: 60 HZ	EA	1
15	2	PAFZZ	5935-01-022-9056	10-437132-79S	77820	CONNECTOR, RECEPTACLE, ELECTRICAL (USE WITH CABLE ASSEMBLY, P/N 13217E3892 (97403), ONLY)	EA	1
15	2	XAFZZ		10-437132-79H	77820	CONNECTOR, RECEPTACLE, ELECTRICAL (USE WITH CABLE ASSEMBLY, P/N 13217E3893 (97403), ONLY)	EA	1
15	3	PAFZZ	5935-01-023-5418	10-437032-79P	77820	CONNECTOR, PLUG, ELECTRICAL (USE WITH CABLE ASSEMBLY, P/N 13217E3892 (97403).ONLY)	EA	1
15	3	PAFZZ	5935-01-022-5096	10-437032-79G	77820	CONNECTOR, PLUG, ELECTRICAL (USE WITH CABLE ASSEMBLY, P/N 13217E3893 (97403).ONLY)	EA	1

Figure 15. 400 and 60 Cycles electric power cable assembly.
Change 3 32



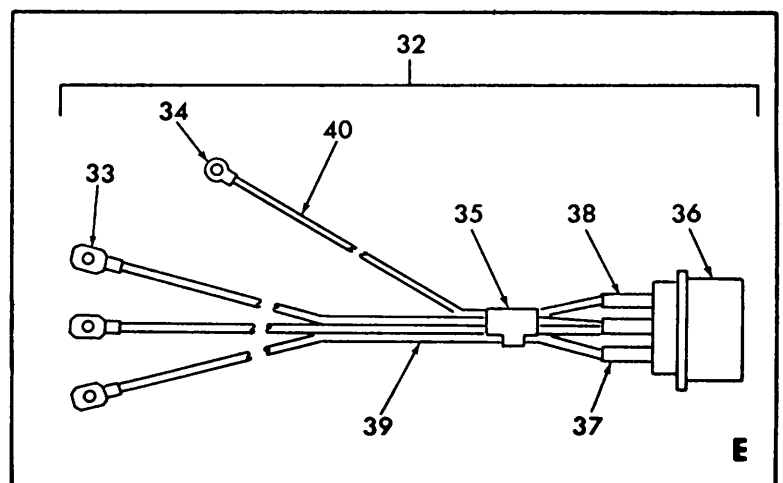
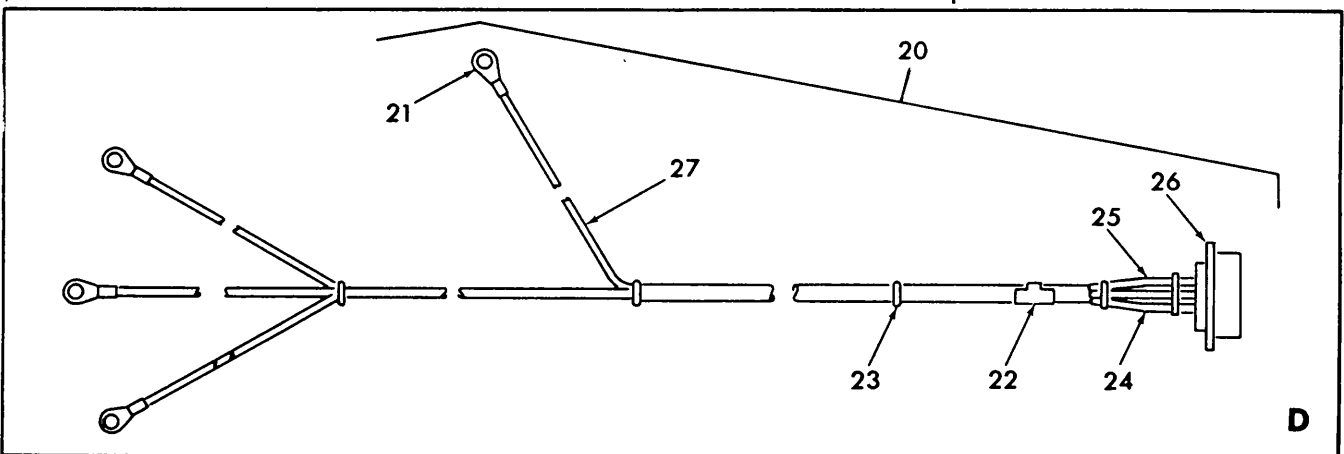
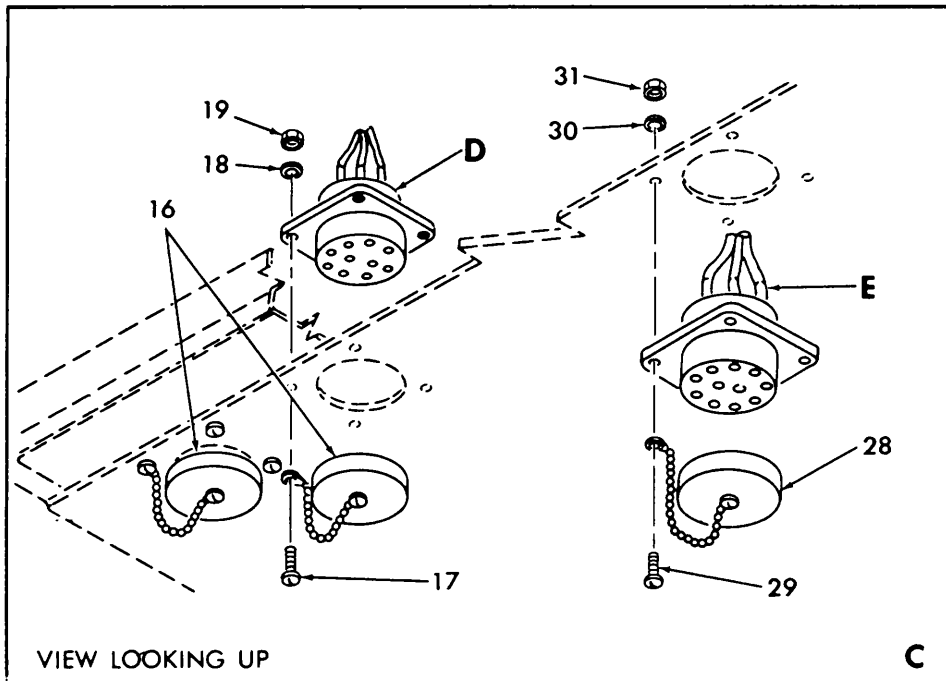
TS 005416

Figure 16. Electrical installation distribution box assembly (Sheet 1 of 7).



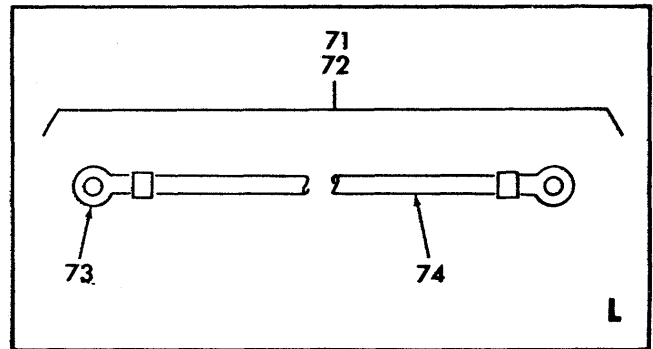
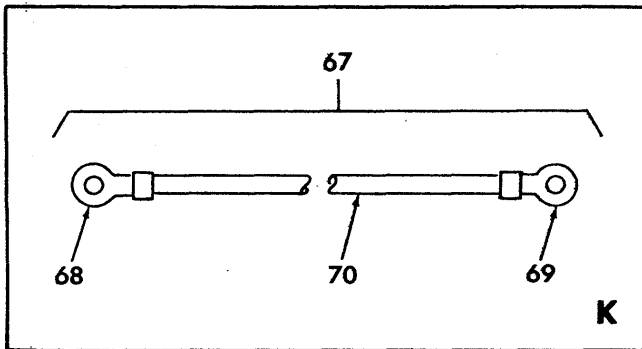
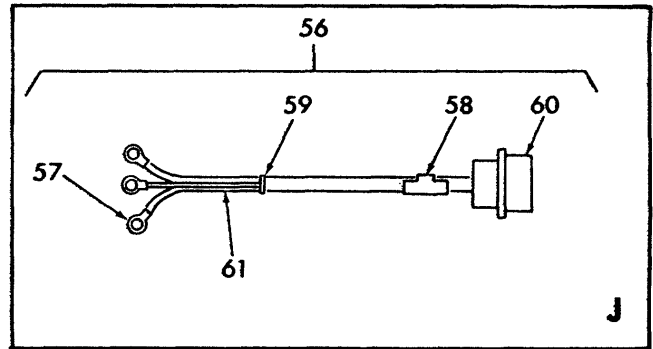
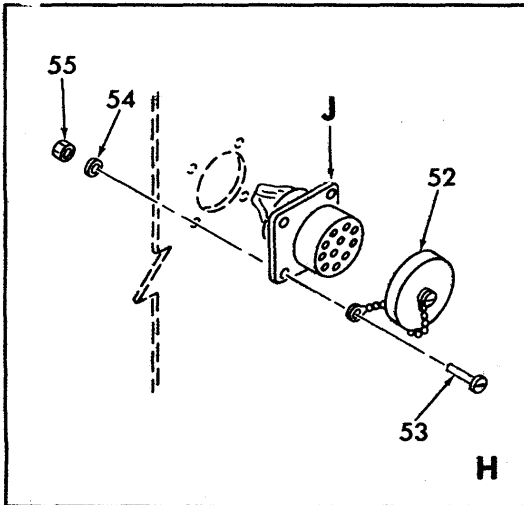
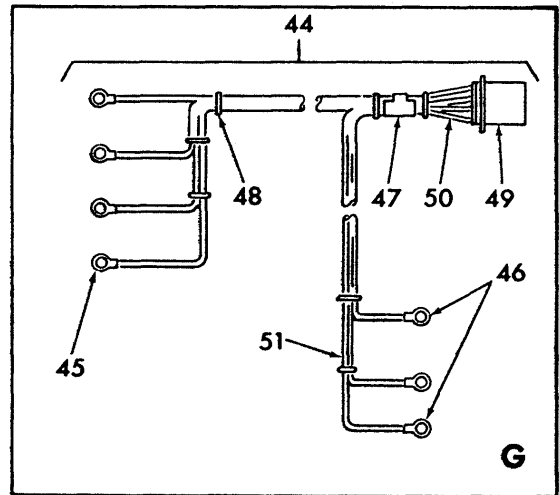
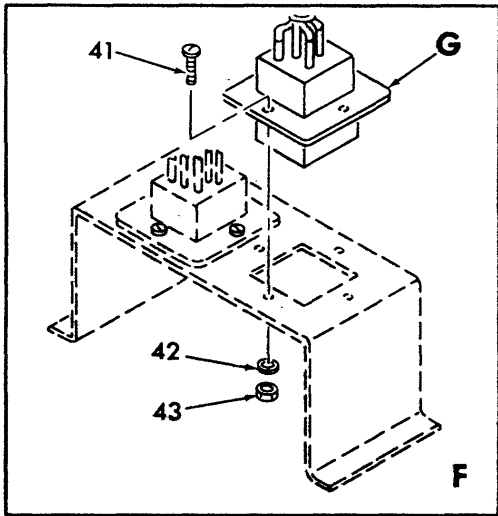
TS 005458

Figure 16. Electrical installation distribution box assembly (Sheet 2 of 7).



TS 005459

Figure 16. Electrical installation distribution box assembly (Sheet 3 of 7).



TS 005460

Figure 16. Electrical installation distribution box assembly (Sheet 4 of 7).

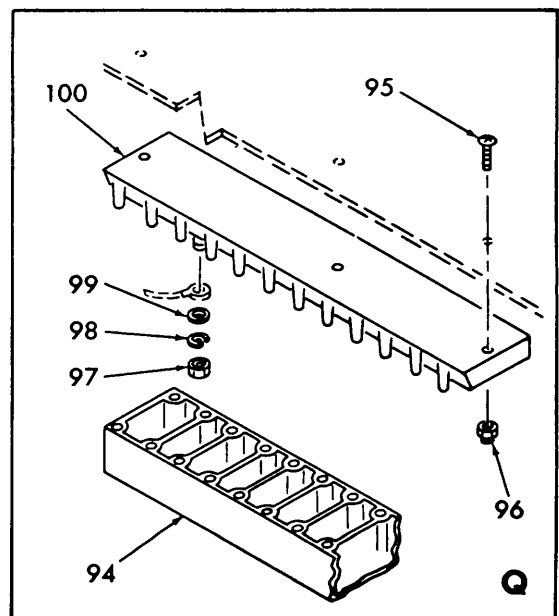
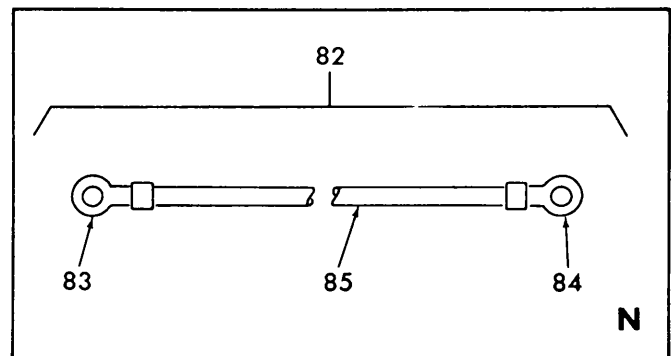
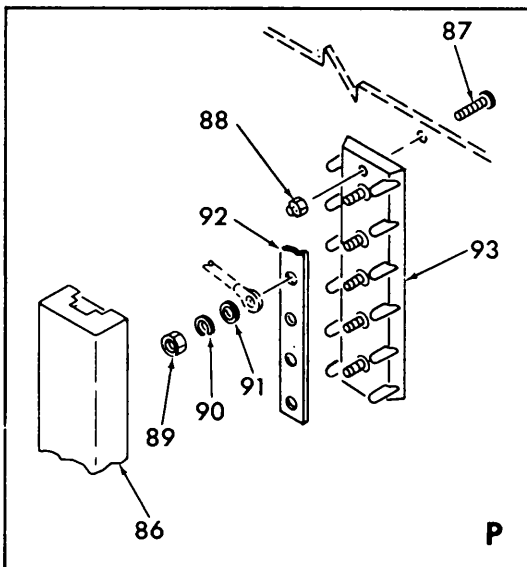
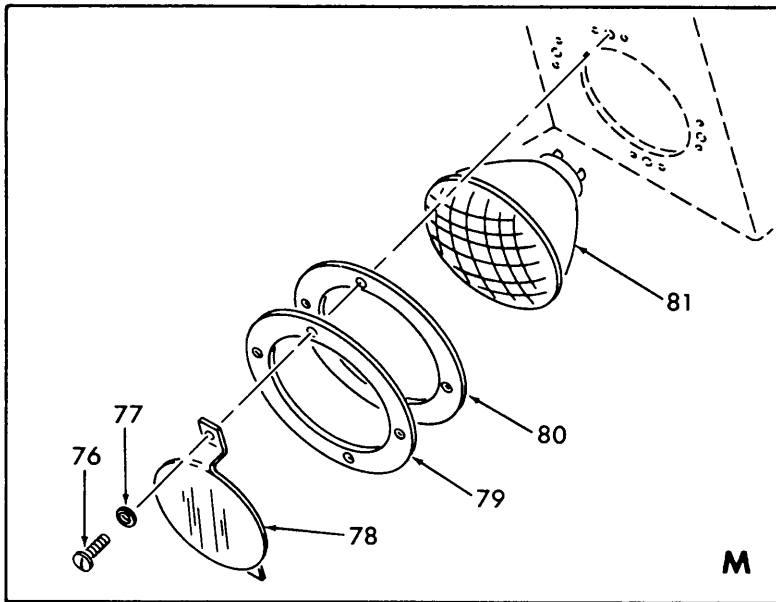
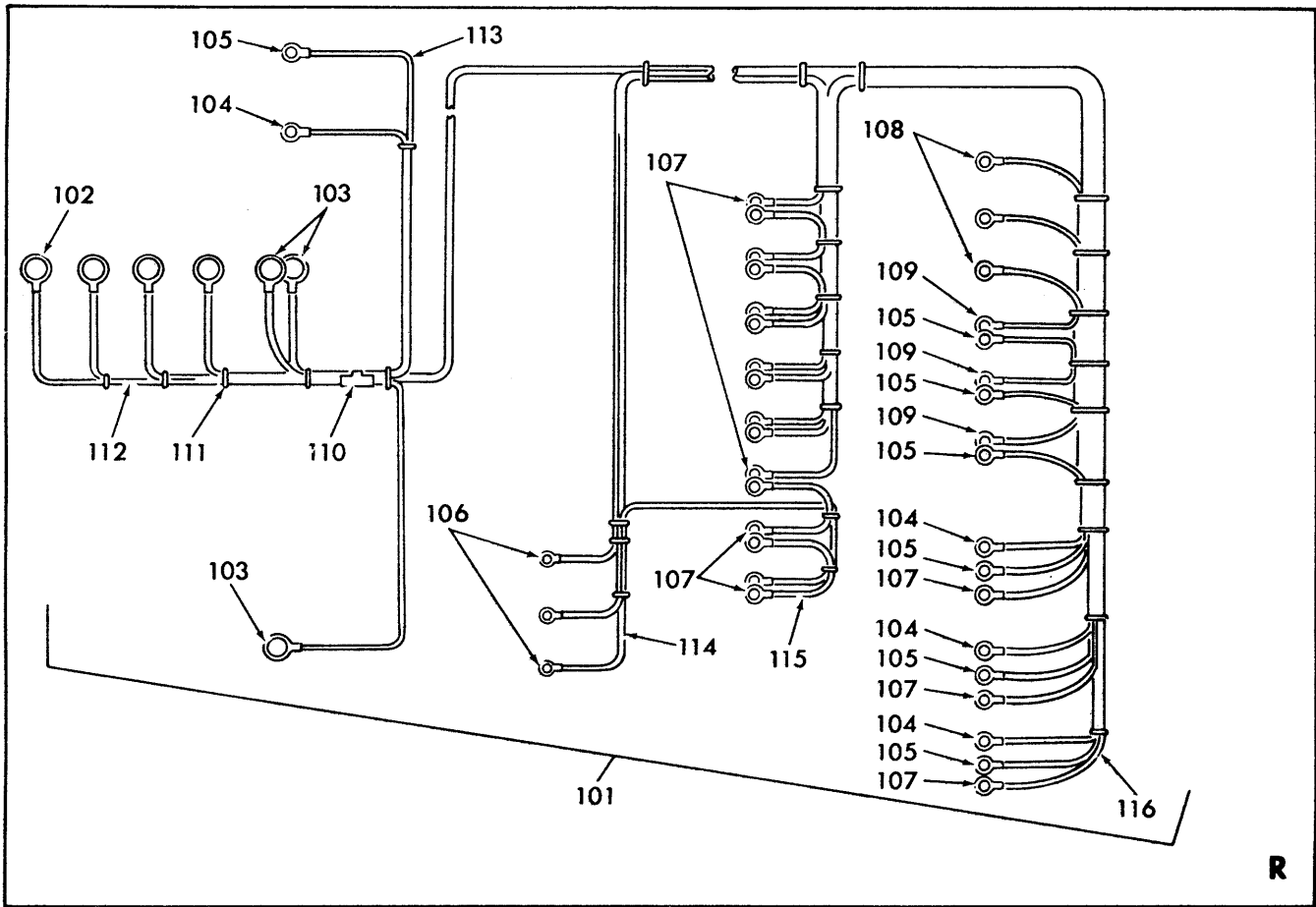
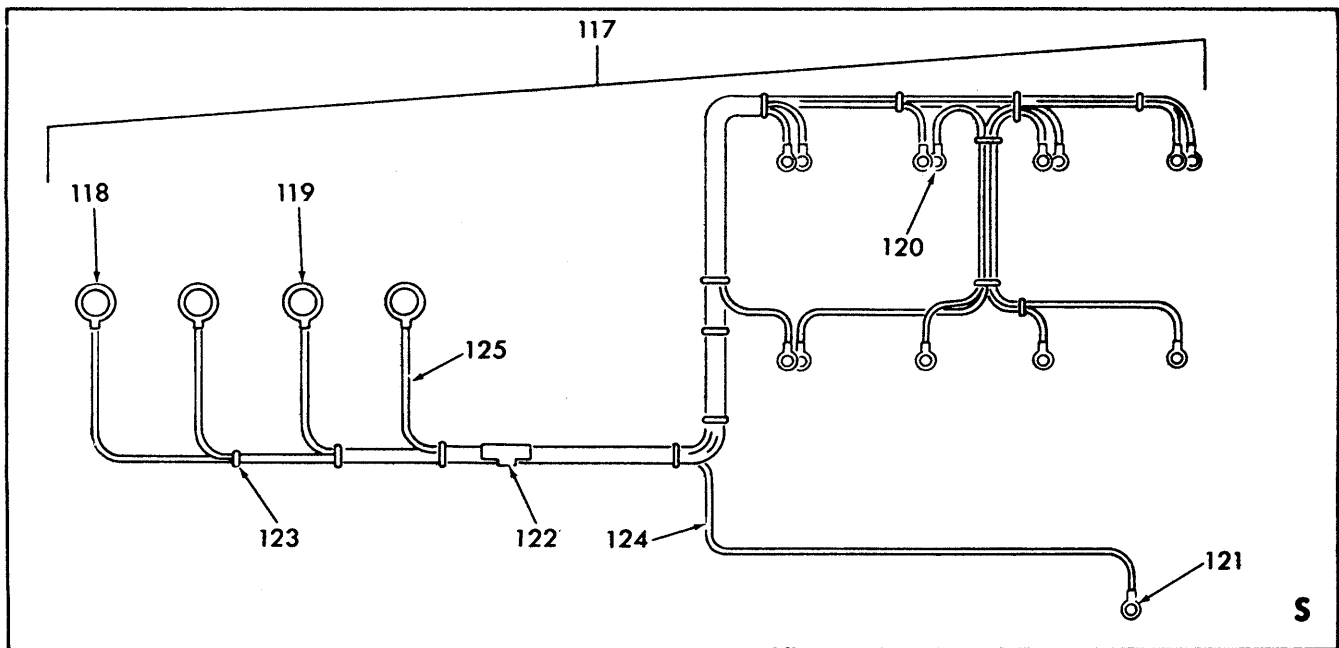


Figure 16. Electrical installation distribution box assembly (Sheet 5 of 7).

TS 005461



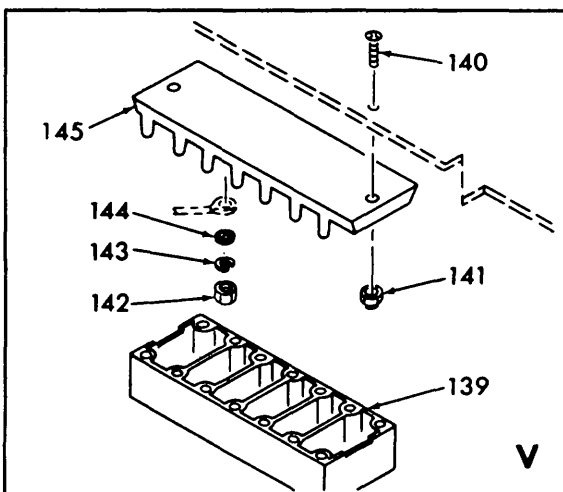
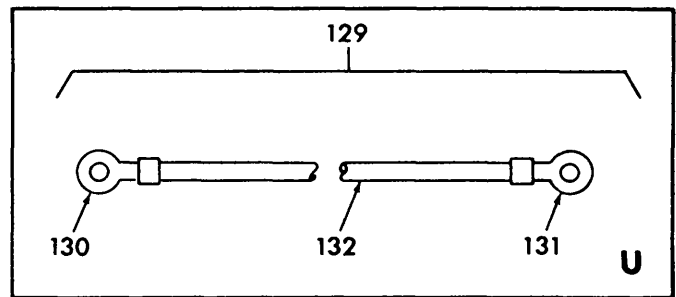
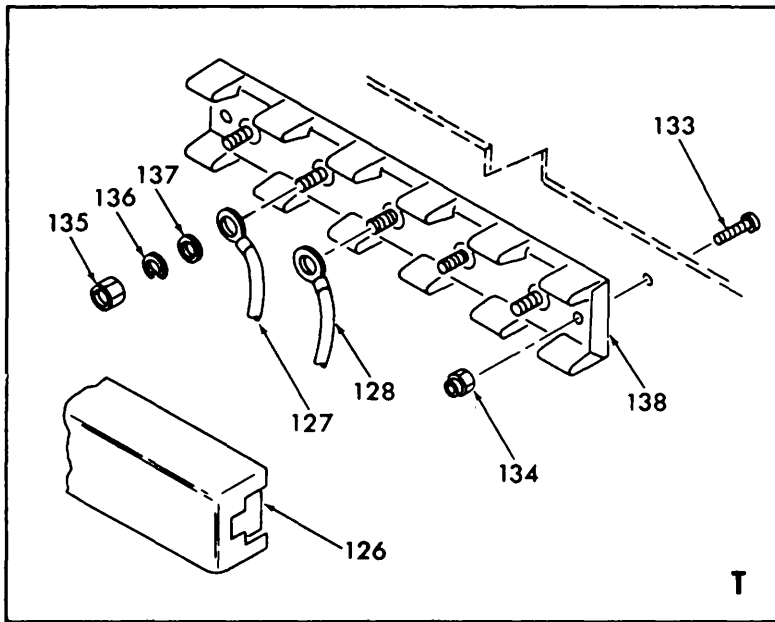
R



S

TS 005462

Figure 16. Electrical installation distribution box assembly (Sheet'6 of 7).



TS 005463

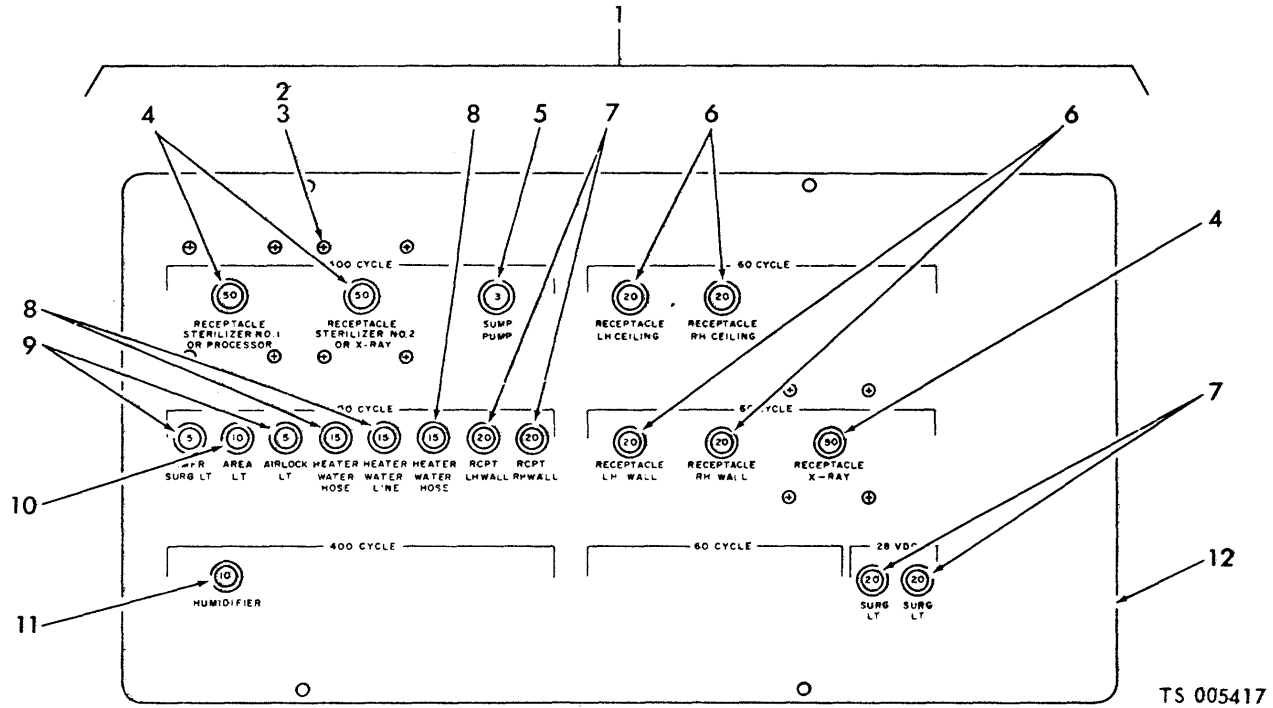
Figure 16. Electrical installation distribution box assembly (Sheet 7 of 7).

(1) ILLUSTRATION		(2)	(3)	(4)	(5)	(6)	(7)	(8)
(a) FIG NO.	(b) ITEM NO.	SMR CODE	NATIONAL STOCK NUMBER	PART NUMBER	FSCM	DESCRIPTION USABLE ON CODE	U/M	QTY INC IN UNIT
16	1	XBFZZ		5-4-2103-24-331	81337	DISTRIBUTION BOX ASSEMBLY, ELECTRICAL INSTALLATION	EA	1
16	2	PBFZZ	5935-00-062-2042	10-241800-127	77820	COVER, CONNECTOR	EA	1
16	3	PAOZZ	5305-00-056-9961	MS24693C4	96906	SCREW, MACHINE: CRESCENT FLATHEAD, NO. 4-40 UNC, 3/6 IN. LG	EA	4
16	4	PAOZZ	5310-00-595-6425	AN960C4L	88044	WASHER, FLAT: CRESCENT, NO. 4	EA	4
16	5	IPA0ZZ	5310-00-982-4999	MS21044C04	96906	NUT, HEXAGON, SELF-LOCKING: CRESCENT, NO. 4-40 UNC	EA	4
16	6	XBFZZ		5-4-2091-24-332	81337	WIRING HARNESS ASSEMBLY: MODIFIER HEATER RELAY, 3 FT 4 IN. LG	EA	1
16	7	XBFZZ		JTOOP12-3S	77820	CONNECTOR, RECEPTACLE, ELECTRICAL: J36	EA	1
16	8	PAFZZ	5940-00-5340)970	31898	00779	TERMINAL, LUG: NO. 16-14 WIRE, NO. 6 STUD	EA	4
16	9	PAFZZ	5940-00-644-8713	31900	00779	TERMINAL, LUG: NO. 16-14 WIRE, NO. 10 STUD	EA	6
16	10	PAFZZ	5975-00-944-1499	MS3368-1-9A	96906	STRAP: CABLE IDENTIFICATION	EA	1
16	11	PAFZZ	5975-00-156-3253	MS3367-2-9	96906	STRAP: CABLE CLAMPING	EA	V
16	12	PAFZZ	5970-00-499-0864	5-4-2091-24-171	81337	SLEEVE: INSULATION	EA	8
16	13	PAFZZ	5945-00-776-1022	MS27255-1	96906	RELAY: 10 AMP, KI	EA	1
16	14	PAFZZ	6145-00-578-6605	M5086-2-16-9	81349	WIRE, ELECTRICAL: NO. 16 AWG	FT	5
16	15	PAFZZ	6145-00-578-7514	M5086-2-12-9	81349	WIRE, ELECTRICAL: NO. 12 AWG	FT	10
16	16	PAOZZ	5935-00-137-4670	MS25043-22D	96906	CAP, DUST	EA	2
16	17	PAOZZ	5305-00-054-5651	MS51957-17	96906	SCREW, MACHINE: CRESCENT, ROUNDHEAD NO. 4-40 UNC, 1/2 IN. LG	EA	8
16	18	PAOZZ	5310-00-595-6425	AN960C4L	88044	WASHER, FLAT: CRESCENT, NO. 4	EA	8
16	19	PAOZZ	5310-00-982-4999	MS21044C04	96906	NUT, HEXAGON, SELF-LOCKING: CRESCENT, NO. 4-40 UNC	EA	8
16	20	PBFZZ	5410-00-483-3953	5-4-2149-24-351	81337	WIRING HARNESS ASSEMBLY: STERILIZER, 1 FT 6 IN. LG (COMPONENTS SAME AS HARNESS ASSEMBLY, PIN 54-2149-24-343 (81337), EXCEPT WHERE INDIVIDUAL COMPONENTS ARE ANNOTATED)	EA	1
16	20	PBFZZ	5410-00-483-4410	5-4-2149-24-343	81337	WIRING HARNESS ASSEMBLY, STERILIZER: 1 FT 4 IN. LG	EA	1
16	21	PAFZZ	5940-00-143-5284	YAEV8CL	09922	TERMINAL, LUG: NO. 8 WIRE, NO. 8-10 STUD	EA	4
16	22	PAFZZ	5975-00-944-1499	MS3368-1-9A	96906	STRAP: CABLE IDENTIFICATION	EA	1
16	23	PAFZZ	5975-00-156-3253	MS3367-2-9	96906	STRAP: CABLE CLAMPING	EA	V
16	24	PAFZZ	5970-00-499-0863	5-4-2149-24-349	81337	SLEEVE: INSULATION	EA	1
16	25	PAFZZ	5970-01-020-2092	5-4-2149-24-350	81337	SLEEVE: INSULATION	EA	4
16	26	PAFZZ	5935-00-812-5006	MS3102R22-22S	96906	CONNECTOR, RECEPTACLE, ELECTRICAL: J5 (USE WITH HARNESS ASSEMBLY, P/N 5-4-2149-24-351 (81337), ONLY)	EA	1
16	26	PAFZZ	5935-00-812-5006	MS3102R22-22S	96906	CONNECTOR, RECEPTACLE, ELECTRICAL: J6	EA	1
16	27	PAFZZ	6145-00-284-0657	M5086-2-8-9	81349	WIRE, ELECTRICAL: NO. 8 AWG	FT	6
16	28	PAOZZ	5935-00-578-2742	MS25043-24C	96906	CAP, DUST	EA	1
16	29	PAOZZ	5305-00-054-6655	MS51957-31	96906	SCREW, MACHINE: CRESCENT, ROUNDHEAD, NO. 6-32 UNC, 5/8 IN. LG	EA	4
16	30	PAOZZ	5310-00-638-9857	AN960C6L	88044	WASHER, FLAT: CRESCENT, NO. 6	EA	4
16	31	PAOZZ	5310-00-982-6813	MS21044C06	96906	NUT, HEXAGON, SELF-LOCKING: CRESCENT NO. 6-32 UNC	EA	4
16	32	PBFZZ	5410-00-483-3970	5-4-2096-24-399	81337	WIRING HARNESS ASSEMBLY, X-RAY: 1 FT 1 IN. LG	EA	1
16	33	PAFZZ	5940-00-143-5284	YAEV8CL	09922	TERMINAL, LUG: NO. 8 WIRE, NO. 8 STUD	EA	3
16	34	PAFZZ	5940-00-236-1572	32445	00779	TERMINAL, LUG: NO. 12 WIRE, NO. 10 STUD	EA	1
16	35	PAFZZ	5975-00-944-1499	MS3368-1-9A	96906	STRAP: CABLE IDENTIFICATION	EA	1
16	36	PBFZZ	5935-00-819-5759	MS3102R24-22S	96906	CONNECTOR, RECEPTACLE, ELECTRICAL: J7	EA	1
16	37	PAFZZ	5970-00-499-0863	5-4-2149-24-349	81337	SLEEVE: INSULATION	EA	3
16	38	PAFZZ	5970-00-499-0864	5-4-2091-24-171	81337	SLEEVE: INSULATION	EA	1
16	39	PAFZZ	6145-00-284-0657	M5086-2-8-9	81349	WIRE, ELECTRICAL: NO. 8 AWG	FT	4
16	40	PAFZZ	6145-00-578-7514	M5086-2-12-9	81349	WIRE, ELECTRICAL: NO. 12 AWG	FT	1
16	41	PAOZZ	5305-00-054-6653	MS51957-29	96906	SCREW, MACHINE: CRESCENT, ROUNDHEAD, NO. 6-32 UNC, 7/16 IN. LG	EA	8
16	42	PAOZZ	5310-00-054-0041	NAS620C6L	80205	WASHER, FLAT: CRESCENT, NO. 6	EA	8

(1) ILLUSTRATION		(2)	(3)	(4)	(5)	(6)	(7)	(8)
(a) FIG NO.	(b) ITEM NO.	SMR CODE	NATIONAL STOCK NUMBER	PART NUMBER	FSCM	DESCRIPTION USABLE ON CODE	U/M	QTY INC IN UNIT
16	43	PAOZZ	5310-00-982-6813	M521044C06	96906	NUT, HEXAGON, SELF-LOCKING:CRESCENT, NO.6-32 UNC	EA	8
16	44	PBFZZ	5410-00-483-3965	5-4-2087-24-359	81337	WIRING HARNESS ASSEMBLY:1 FT 11 IN. LG	EA	1
16	45	PAFZZ	5940-00-644-8713	31900	00779	TERMINAL, LUG:NO. 16-14 WIRE, NO. 10 STUD	EA	4
16	46	PAFZZ	5940-00-143-4774	31899	00779	TERMINAL, LUG:NO. 16-14 WIRE, NO. 8 STUD	EA	3
16	47	PAFZZ	5975-00-944-1499	MS3368-1-9A	96906	STRAP:CABLE IDENTIFICATION	EA	1
16	48	PAFZZ	5975-00156-3253	MS3367-2-9	96906	STRAP:CABLE CLAMPING	EA	V
16	49	PAFZZ	5945-00-776-1022	MS27255-1	96906	RELAY:10 AMP, K2	EA	1
16	50	PAFZZ	5970-00-501-7006	5-4-2092-24-145	81337	SLEEVE: INSULATION	EA	0
16	51	PAFZZ	6145-00-578-6605	M5086-2-16-9	81349	WIRE, ELECTRICAL:NO. 16 AWG	FT	12
16	52	PAOZZ	5935-00-904-4469	MS3181-12C	96906	CAP, PROTECTIVE	EA	1
16	53	PAOZZ	5305-00-054-5650	MS51957-16	96906	SCREW, MACHINE: CRESCENT, ROUNDHEAD, NO. 4-40 UNC, 7/16 IN.LG	EA	4
16	54	PAOZZ	5310-00-595-6425	AN960C4L	88044	WASHER, FLAT:CRESCENT, NO. 4	EA	4
16	55	PAOZZ	5310-00-982-4999	MS21044C04	96906	NUT, HEXAGON, SELF-LOCKING: CRESCENT, NO. 4-40 UNC	EA	4
16	56	PBFZZ	5410-00-483-3968	5-4-2096-24-392	81337	WIRING HARNESS ASSEMBLY, REMOTE TEMPERATURE SENSING: 2 FT 1 IN. LG	EA	1
16	57	PAFZZ	5940-00-644-8713	31900	00779	TERMINAL, LUG:NO. 16-14 AWG, NO. 10 STUD	EA	3
16	58	PAFZZ	5975-00-944-1499	MS3368-1-9A	96906	STRAP:CABLE IDENTIFICATION	EA	1
16	59	PAFZZ	5975-00-156-3253	M53367-2-9	96906	STRAP: CABLE CLAMPING	EA	V
16	60	PBFZZ	5935-00-975-3940	MS3110P12-35	96906	CONNECTOR, RECEPTACLE, ELECTRICAL: J38	EA	1
16	61	PAFZZ	6145-00-578-6605	M5086-2-16-9	81349	WIRE, ELECTRICAL:NO.16 AWG	FT	7
16	62	PAOZZ	5305-00-175-3230	MS21318-14	96906	SCREW, DRIVE: NO. 2, 3/16 IN. LG	EA	16
16	63	XBOZZ	5-4-2097-24-428	81337	NAMEPLATE:SURGERY LIGHTS, 28V	EA	1	
16	64	XBOZZ	5-4-2097-24-431	81337	NAMEPLATE:EMERGENCY LIGHT, 28V	EA	1	
16	65	XBOZZ	5-4-2097-24-430	81337	NAMEPLATE:X-RAY RECEPTACLE	EA	1	
16	66	XBOZZ	5-4-2097-24-429	81337	NAMEPLATE: STERILIZER RECEPTACLE	EA	1	
16	67	PBFZZ	5410-00-483-4421	S-4-2084-24-408	81337	WIRE ASSEMBLY: FROM CIRCUIT BREAKER 15-2 TO SWITCH 8-2	EA	1
16	68	PAFZZ	5940-00-143-4774	31899	00779	TERMINAL, LUG:NO. 16-14 WIRE, NO. 8 STUD	EA	1
16	69	PAFZZ	5940-00-534-0970	31898	00779	TERMINAL, LUG: NO. 16-14 WIRE, NO. 6 STUD	EA	1
16	70	PAFZZ	6145-00-578-7514	M5086-2-12-9	81349	WIRE, ELECTRICAL: NO. 12 AWG	FT	3
16	71	AFFZZ		5-4-2084-24-409	81337	WIRE ASSEMBLY: FROM SWITCH 8-2 TO SWITCH 9-2 (COMPONENTS SAME AS WIRE ASSEMBLY, P/N 5-4-2084-24-410 (81337), EXCEPT WHERE INDIVIDUAL COMPONENTS ARE ANNOTATED)	EA	1
16	72	AFFZZ		5-4-2084-24-410	81337	WIRE ASSEMBLY:FROM SWITCH 9-2 TO SWITCH 10-2	EA	1
16	73	PAFZZ	5940-00-534-0970	31898	00779	TERMINAL, LUG: NO. 16-14 WIRE, NO. 6 STUD	EA	2
16	74	PAFZZ	6145-00-578-7514	M5086-2-12-9	81349	WIRE, ELECTRICAL: NO. 12 AWG	FT	1
16	75	PAFZZ	5930-00-665-1514	MS35058-22	96906	SWITCH, TOGGLE: SURGERY LIGHTS	EA	3
16	76	PAFZZ	5305-00-059-3660	MS51958-64	96906	SCREW, MACHINE: CRESCENT, PANHEAD, NO. 10-32 UNF, 5/8 IN. LG	EA	4
16	77	PAFZZ	5310-00-167-0812	AN960CO10L	88044	WASHER, FLAT: CRESCENT, NO. 10	EA	4
16	78	PAFZZ	6210-00-503-0493	5-4-2104-24-464	81337	DIFFUSER, EMERGENCY LIGHT	EA	1
16	79	XBFZZ		5-4-2110-24-21	81337	RETAINER, LAMP	EA	1
16	80	MFFZZ		5-4-2110-24-22	81337	GASKET:LAMP RETAINER MANUFACTURE FROM:	EA	1
16	XBFZZ			AMS3302	81343	RUBBER, SPONGE: 5 3/4 IN. OD, 4 3/32 IN.ID REQUIRED	EA	1
16	81	XBOZZ	6240-00-842-4139	4593	08805	LAMP, INCANDESCENT: EMERGENCY	EA	1
16	82	AFFZZ		5-4-2084-24-432	81337	WIRE ASSEMBLY: FROM CIRCUIT BREAKER 1-2 TO EMERGENCY LIGHT 1-2	EA	1
16	83	PAFZZ	5940-00-143-4774	31899	00779	TERMINAL, LUG:NO. 16-14 WIRE, NO.8 STUD	EA	1

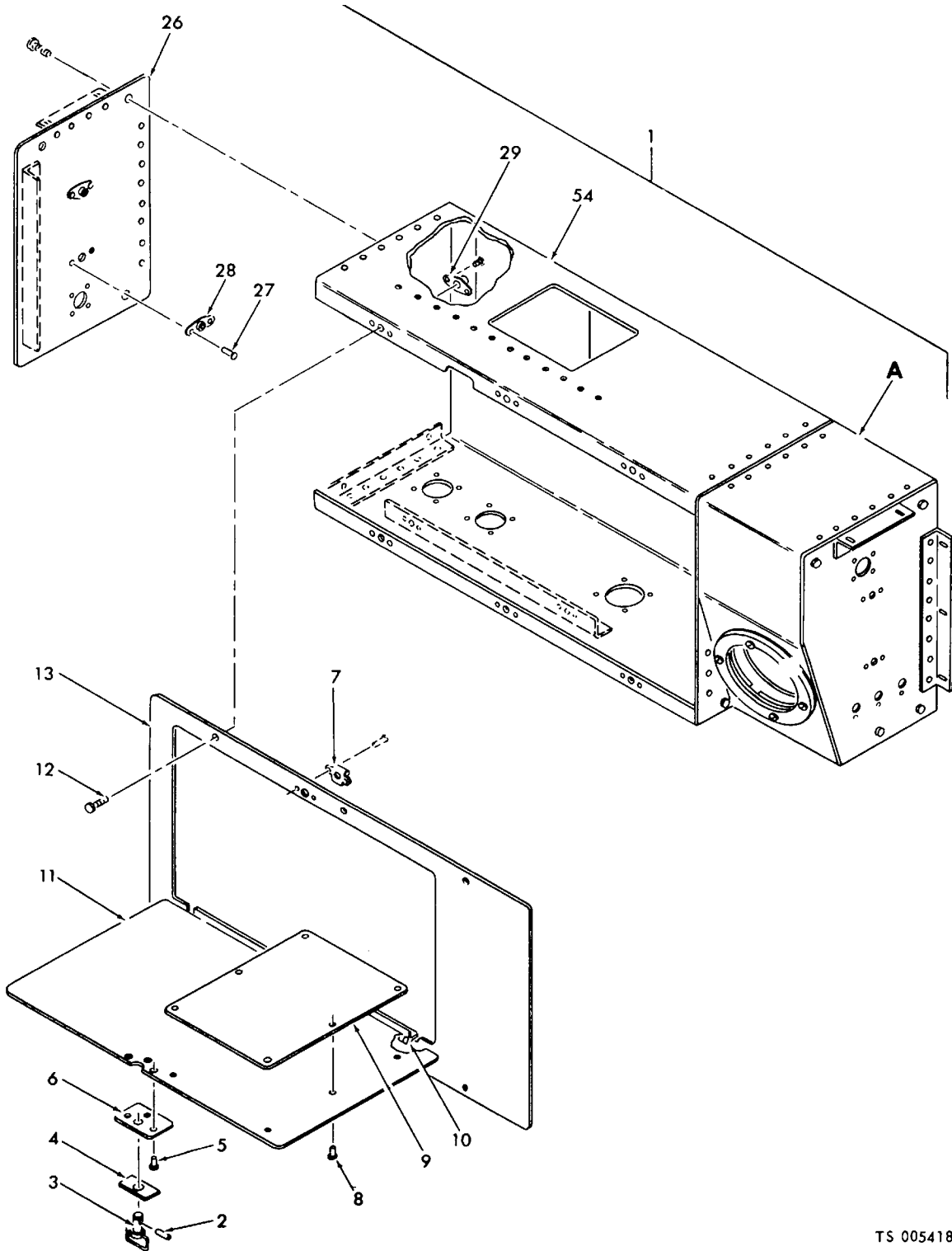
(1) ILLUSTRATION		(2)	(3)	(4)	(5)	(6)	(7)	(8)
(a) FIG NO.	(b) ITEM NO.	SMR CODE	NATIONAL STOCK NUMBER	PART NUMBER	FSCM	DESCRIPTION USABLE ON CODE	U/M	QTY INC IN UNIT
16	84	PAFZZ	5940-00-534-0970	31898	00779	TERMINAL, LUG:NO.16-14 WIRE, NO. 6 STUD	EA	1
16	85	PAFZZ	6145-00-578-6605	M5086-2-16-9	81349	WIRE, ELECTRICAL:NO. 16 AWG	FT	2
16	86	XBFZZ		5-4-2103-24-414 8	337	COVER, TERMINAL BOARD:MODIFIED	EA	2
16	87	PAOZZ 5305	05-00-056-9961	MS24693C4	96906	SCREW, MACHINE: CRESCENT FILLISTER HEAD, NO. 4-40 UNC, 3/8 IN. LG	EA	4
16	88	PAOZZ	5310-00-982-4999	MS21044C04	96906	NUT, HEXAGON, SELF-LOCKING: CRESCENT, NO. 4-40 UNC	EA	4
16	89	PAOZZ	5310-00-934-9751	MS35650-302	96906	NUT, HEXAGON:CADMIUM PLATED, NO. 10-32 UNF	EA	10
16	90	PAOZZ	5310-00-933-8120	MS35338-138	96906	WASHER, LOCK:CRESCENT, NO. 10	EA	10
16	91	PAOZZ	5310-00-167-0812	AN960C10L	88044	WASHER, FLAT:CRESCENT, NO. 10	EA	10
16	92	PAFZZ	5940-00-686-8322	MS25226-4-5	96906	LINK, TERMINAL CONNECTING	EA	2
16	93	PAFZZ	5940-00-546-4406	M527212-2-5	96906	TERMINAL BOARD: TB3, TB4	EA	2
16	94	XBFZZ		5-4-2103-24-415 8	337	COVER, TERMINAL BOARD: MODIFIED	EA	1
16	95	PAOZZ 5305	05-00-056-9961	MS24693C4	96906	SCREW, MACHINE: CRESCENT, FILLISTER HEAD, NO. 4-40 UNC, 3/8 IN. LG	EA	2
16	96	PAOZZ	5310-00-982-4999	MS21044C04	96906	NUT, HEXAGON, SELF-LOCKING:CRESCENT, NO. 4-40 UNC	EA	2
16	97	PAOZZ	5310-00-934-9751	M535650-302	96906	NUT, HEXAGON:CADMIUM PLATED, NO. 10-32 UNF	EA	9
16	98	PAOZZ	5310-00-933-8120	M535338-138	96906	WASHER, LOCK:CRESCENT, NO. 10	EA	9
16	99	PAOZZ	5310-00-167-0812	AN960C10OL	88044	WASHER, FLAT:CRESCENT, NO. 10	EA	9
16	100	PAFZZ	5940-00-950-7784	MS27212-2-11	96906	TERMINAL BOARD:TB5	EA	1
16	101	PBFZZ	5410-00-487-8915	5-4-2117-24-367 8	337	WIRING HARNESS ASSEMBLY: 400 CYCLES, 2 FT 5 IN. LG	EA	1
16	102	PAFZZ	5940-00-113-8190	M525036-122	96906	TERMINAL, LUG:NO. 6 WIRE, 3/8 STUD	EA	4
16	103	PAFZZ	5940-00-557-4345	MS25036-118	96906	TERMINAL, LUG:NO. 8 WIRE, 3/8 STUD	EA	3
16	104	PAFZZ	5940-00-114-1310	MS25036-119	96906	TERMINAL, LUG:NO. 6 WIRE, NO. 8-10 STUD	EA	4
16	105	PAFZZ	5940-00-143-5284	YAEV8CL	09922	TERMINAL, LUG: NO. 8 WIRE, NO. 8-10 STUD	EA	7
16	106	PAFZZ	5940-00-534-0970	31898	00779	TERMINAL, LUG: NO. 16-14 WIRE, NO. 6 STUD	EA	3
16	107	PAFZZ	5940-00-143-4774	31899	00779	TERMINAL, LUG: NO. 16-14 WIRE, NO. 8 STUD	EA	19
16	108	PAFZZ	5940-00-204-8966	31882	00779	TERMINAL, LUG: NO. 22-16 WIRE, NO. 6 STUD	EA	3
16	109	PAFZZ	5940-00-557-1629	31888	00779	TERMINAL, LUG: NO. 22-16 WIRE, NO. 8 STUD	EA	3
16	110	PAFZZ	5975-00-944-1499	MS3368-1-9A	96906	STRAP: CABLE IDENTIFICATION	EA	1
16	111	PAFZZ	5975-00-156-3253	M53367-2-9	96906	STRAP: CABLE CLAMPING	EA	V
16	112	PAFZZ	6145-00-578-6594	M5086-2-6-9	81349	WIRE, ELECTRICAL:NO. 6 AWG	FT	9
16	113	PAFZZ	6145-00-234-0657	M5086-2-8-9	81349	WIRE, ELECTRICAL:NO. 8 AWG	FT	5
16	114	PAFZZ	6145-00-578-6605	M5086-2-16-9	81349	WIRE, ELECTRICAL:NO. 16 AWG	FT	2
16	115	PAFZZ	6145-00-578-7513	M5086-2-10-9	81349	WIRE, ELECTRICAL:NO. 12 AWG	FT	4
16	116	PAFZZ	6145-00-578-7514	M5086-2-12-9	81349	WIRE, ELECTRICAL:NO. 16 AWG	FT	18
16	117	PBFZZ	5410-00-483-3966	5-4-2118-24-383 8	337	WIRING HARNESS ASSEMBLY, 60 CYCLES: 2 FT 8 IN. LG	EA	1
16	118	PAFZZ	5940-00-143-4773	31896	00779	TERMINAL, LUG:NO. 22-16 WIRE, 3/8 STUD	EA	1
16	119	PAFZZ	5940-00-204-9141	M525036-114	96906	TERMINAL, LUG:NO.12-10 WIRE, 3/8 STUD	EA	3
16	120	PAFZZ	5940-00-557-1628	M525036-156	96906	TERMINAL, LUG: NO.12-10 WIRE, NO.8 STUD	EA	13
16	121	PAFZZ	5940-00-557-1629	31888	00779	TERMINAL, LUG: NO. 22-16 WIRE, NO. 8 STUD	EA	1
16	122	PAFZZ	5975-00-944-1499	MS3368-1-9A	96906	STRAP: CABLE IDENTIFICATION	EA	1
16	123	PAFZZ	5975-00-156-3253	M53367-2-9	96906	STRAP:CABLE CLAMPING	EA	V
16	124	PAFZZ	6145-00-578-6605	M5086-2-16-9	81349	WIRE, ELECTRICAL:NO. 16 AWG	FT	3
16	125	PAFZZ	6145-00-578-7514	M5086-2-12-9	81349	WIRE, ELECTRICAL:NO. 12 AWG	FT	7
16	126	XBFZZ		5-4-2103-24-416	81337	COVER, TERMINAL BOARD:MODIFIED	EA	2
16	127	PBFZZ		5-4-2084-24-413 8	337	WIRE ASSEMBLY: FROM CIRCUIT BREAKER 3-5 TO TERMINAL BOARD 2-4 (COMPONENTS SAME AS WIRE ASSEMBLY, P/N 5-4-2084-4-411 (81337), EXCEPT WHERE INDIVIDUAL COMPONENTS ARE ANNOTATED)	EA	1

(1) ILLUSTRATION		(2)	(3)	(4)	(5)	(6)	(7)	(8)
(a) FIG NO.	(b) ITEM NO.	SMR CODE	NATIONAL STOCK NUMBER	PART NUMBER	FSCM	DESCRIPTION USABLE ON CODE	U/M	QTY INC IN UNIT
16	128	AFFZZ		5-4-2084-24-412	81337	WIRE ASSEMBLY: FROM CIRCUIT BREAKER 3-3 TO TERMINAL BOARD 2-3 (COMPONENTS SAME AS WIRE ASSEMBLY, P/N 5-4-2084-4-411 (81337), EXCEPT WHERE INDIVIDUAL COMPONENTS ARE ANNOTATED)	EA	1
16	129	AFFZZ		5-4-2084-24-411	81337	WIRE ASSEMBLY: FROM CIRCUIT BREAKER 3-1 TO TERMINAL BOARD 2-2	EA	1
16	130	PAFZZ	5940-00-143-5284	YAEV8CL	09922	TERMINAL, LUG: NO. 8 WIRE, NO. 8 STUD	EA	1
16	131	PAFZZ	5940-00-557-4345	YAEV8CL3	09922	TERMINAL, LUG: NO. 8 WIRE, 3/8 STUD	EA	1
16	132	PAFZZ	6145-00-284-0657	M5086-2-8-9	81349	WIRE, ELECTRICAL: NO. 8 AWG	FT	2
16	133	PAOZZ	5305-00-066-7327	MS24693C28	96906	SCREW, MACHINE: CRESCENT, FLATHEAD, NO. 6-32 UNC, 1/2 IN. LG	EA	6
16	134	PAOZZ	5310-00-982-6813	MS21044C06	96906	NUT, HEXAGON, SELF-LOCKING: CRESCENT, NO. 6-32 UNC	EA	6
16	135	PAOZZ	5310-00-732-0559	MS51968-8	96906	NUT, HEXAGON: CADMIUM PLATED, 3/8-24 UNF	EA	10
16	136	PAOZZ	5310-00-984-7042	MS35338-141	96906	WASHER, LOCK: CRESCENT, 3/8	EA	10
16	137	PAOZZ	5310-00-183-4355	AN960C616L	88044	WASHER, FLAT: CRESCENT, 3/8	EA	10
16	138	XBFZZ		OP911-505	81872	TERMINAL BOARD: TB1, TB2	EA	2
16	139	XBFZZ	5-4-2103-24-417	81337	COVER	TERMINAL BOARD: MODIFIED	A	EA 1
16	140	PAOZZ	5305-00-056-9961	MS24693C4	96906	SCREW, MACHINE: CRESCENT, FLATHEAD, NO. 4-40 UNC, 3/8 IN. LG	A	EA 2
16	141	PAOZZ	5310-00-982-4999	MS21044C04	96906	NUT, HEXAGON, SELF-LOCKING: CRESCENT, NO. 4-40 UNC	A	EA 2
16	142	PAOZZ	5310-00-934-9751	MS35650-302	96906	NUT, HEXAGON: CADMIUM PLATED, NO. 10-32 UNF	A	EA 9
16	143	PAOZZ	5310-00-933-8120	MS35338-138	96906	WASHER LOCK: CRESCENT, NO. 10	A	EA 9
16	144	PAOZZ	5310-00-167-0812	AN960C10L	88044	WASHER, FLAT: CRESCENT, NO. 10	A	EA 9
16	145	PAFZZ	OP911-506	81872	TERMINAL BOARD: TB6		A	EA 1



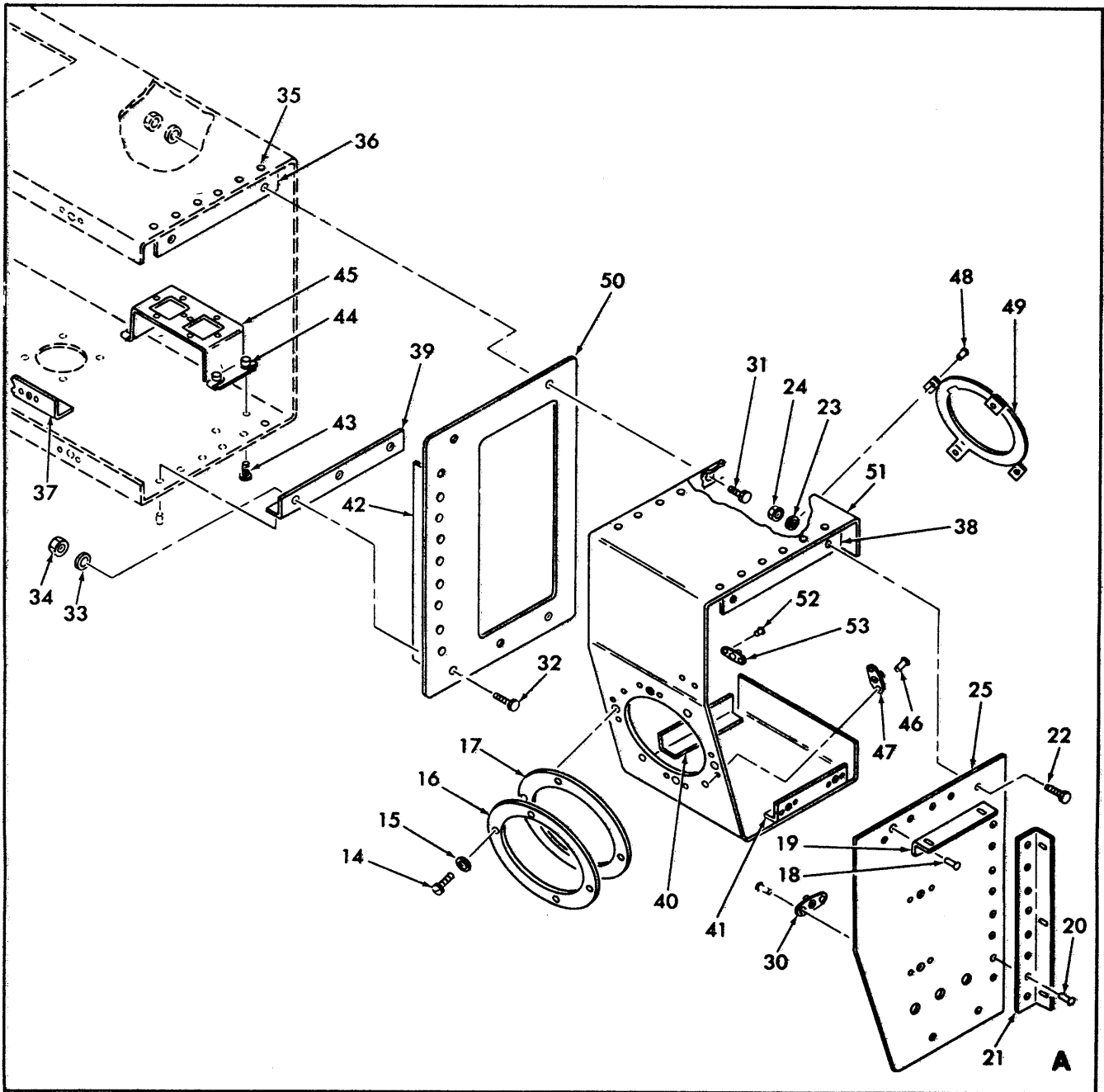
(1) ILLUSTRATION		(2)	(3)	(4)	(5)	(6)	(7)	(8)
(a) FIG NO.	(b) ITEM NO.	SMR CODE	NATIONAL STOCK NUMBER	PART NUMBER	FSCM	DESCRIPTION	USABLE ON CODE	QTY INC IN UNIT
17	1	XBFFF		5-4-2142-24-452	81337	PANEL A55 EMBLY, CIRCUIT BREAKER		EA 1
17	2	PAOZZ	5305-00-054-6652	MS51957-28	96906	SCREW, MACHIN: PANHEAD, CRESCENT, NO. 6-32 UNC, 3/8 IN. LG		EA 12
17	3	PAOZZ	5310-CO-638-9857	AN960C6L	884	WASER, FLAT: CRESCENT, NO. 6		EA 12
17	4	PAFZZ	5925-O-851-289	S2198h-50	96906	CIRCUIT BREAKER: CB3, CB11, CB11		EA 3
17	5	PAFZZ	5925-00-851-2849	7276-101-3	82647	CIRCUIT BREAKER: CB16		EA 1
17	6	PAFZZ	5925-00-781-0878	1538-OO1-20	76374	CIRCUIT BREAKER: CB4, C85, CB12, C813		EA 4
17	7	XBZZ		7271-8-20	82647	CIRCUIT BREAKER: CB1, CB6, CB7, CB15		EA 4
17	8	PAFZZ	592-00-21-2109	M524510-15	96906	CIRCUIT BREAKER: CB17, CB18, C819		EA 3
17	9	PAFZZ	5920-8)37-7944	Ms24510-5	96906	CIRCUIT BREAKER: CB2, CB9		EA 2
17	10	PAFZZ	5925-00-835-4431	S24510-10	96906	CIRCUIT BREAKER: C88		EA 1
17	11	PAFZZ	5925-00-401-1077	7276-101-10	82647	CIRCUIT BREAKER: CB10		EA 1
17	12	XBZZ		5-4-2131-21-463	81337	PANEL: CIRCUIT BREAKER MOUNTING		EA 1

Figure 17. Circuit breaker panel assembly.



TS 005418

Figure 18. Electrical distribution box assembly (Sheet 1 of 2).



TS 005464

Figure 18. Electrical distribution box assembly (Sheet 2 of 2).

(1) ILLUSTRATION		(2)	(3)	(4)	(5)	(6)	(7)	(8)
(a) FIG NO.	(b) ITEM NO.	SMR CODE	NATIONAL STOCK NUMBER	PART NUMBER	FSCM	DESCRIPTION USABLE ON CODE	U/M	QTY INC IN UNIT
18	1	XBHHH		5-4-2105-24-1	81337	DISTRIBUTION BOX ASSEMBLY, ELECTRICAL	EA	1
18	2	PBFZZ	5315-00-449-2945	99836	85735	PIN: HEADLESS, .092 IN. DIA BY .453 IN. LG	EA	1
18	3	PAFZZ	5325-00-089-0713	295100-2-200	85735	STUD, TURNLOCK: RING TYPE, .191-.200 IN. GRIP	EA	1
18	4	PCOZZ	5365-01-019-4012	5-4-2105-24-23	81337	SPACER, RUBBER: 2 IN. BY 3/8 IN. BY 1/16 IN. THK	EA	1
18	5	PAFZZ	5320-00-117-6938	MS20426AD3-4	96906	RIVET, SOLID. AL, 100 DEG COUNTERSUNK HEAD, 3/32 IN. DIA, 1/4 IN. LG	EA	5
18	6	XBFZZ		5-4-2106-24-9	81337	PLATE, LOCK	EA	1
18	7	PBFZZ	5325-00-638-4930	99833P098	85375	RECEPTACLE, FASTENER: PLAIN	EA	1
18	8	PAFZZ	5320-00-754-0822	MS20470AD4-5	96906	RIVET, SOLID: AL, UNIVERSAL HEAD, 1/8 IN. DIA, 5/16 IN. LG	EA	6
18	9	XBFZZ		5-4-2123-24-42	81337	PLATE: RACEWAY DIAGRAM	EA	1
18	10	PBFZZ	5340-00-051-9133	MS2057P4-1300	96906	HINGE, CONTINUOUS: ALUMINUM, 1 1/2 IN. 13 IN. LG	EA	1
18	11	XBFZZ		5-4-2110-24-2	81337	DOOR	EA	1
18	12	PAOZZ	5306-00-150-9528	AN3C4A	88044	BOLT, MACHINE: CRESCENT, HEXAGON HEAD, NO. 10-32 UNF, 17/32 IN. LG	EA	6
18	13	XBFZZ		5-4-2110-24-6	81337	PLATE, COVER	EA	1
18	14	PAFZZ	5305-00-059-3660	MS51958-64	96906	, SCREW, MACHINE: CRESCENT, PANHEAD, NO. 10-32 UNF, 5/8 IN. LG	EA	4
18	15	PAFZZ	5310-00-167-0812	AN960CO10L	88044	WASHER, FLAT: CRESCENT, NO. 10	EA	4
18	16	XBFZZ		5-4-2110-24-21	81337	RETAINER, LAMP	EA	1
18	17	MFFZZ		5-4-2110-24-22	81337	GASKET: LAMP RETAINER	EA	1
18		XBFZZ		AMS3302	81343	RUBBER, SPONGE: 5 3/4 IN. OD, 4 3/32 IN. ID REQUIRED	EA	1
18	18	PAFZZ	5320-00-117-6950	MS20426AD4-5	96906	RIVET, SOLID: AL, 100 DEG COUNTERSUNK HEAD, 1/8 IN. DIA, 5/16 IN. LG	EA	8
18	19	XBFZZ		5-4-2110-24-18	81337	ANGLE: BOX SUPPORT	EA	2
18	20	PAFZZ	5320-00-754-0822	MS20470AD4-5	96906	RIVET, SOLID: AL, UNIVERSAL HEAD, 1/8 IN. DIA, 5/16 IN. LG	EA	16
18	21	XBFZZ		5-4-2110-24-17	81337	ANGLE: BOX SUPPORT	EA	2
18	22	PAOZZ	5306-00-150-9528	AN3C4A	88044	BOLT, MACHINE: CRESCENT, HEXAGON HEAD, NO. 10-32 UNF	EA	8
18	23	PAOZZ	5310-00-167-0812	AN960CIOL	88044	WASHER, FLAT: CRESCENT, NO. 10	EA	8
18	24	PAOZZ	5310-00-208-9255	MS21044C3	96906	NUT, HEXAGON, SELF-LOCKING: CPESCENT, NO. 10-32 UNF	EA	8
18	27	PAFZZ	5320-00-117-6938	MS20426AD3-4	96906	RIVET, SOLID: AL, 100 DEG COUNTERSUNK HEAD, 3/32 IN. B DIA, 1/4 IN. LG	EA	32
18	25	XBFZZ		5-4-2106-24-3	81337	PLATE, END: RH	EA	1
18	26	XBFZZ		5-4-2106-24-8	81337	PLATE, END: LH	EA	1
18	27	PAFZZ	5320-00-117-6938	MS20426AD3-4	96906	RIVET SOLID: AL, 100 DEG COUNTERSUNK HEAD, 3/32 IN. A DIA, 1/4 IN. LG	EA	36
18	28	PAFZZ	5310-00-680-4986	NAS1031C06	80205	NUT, PLATE: CRESCENT, NO. 6-32 UNC	EA	2
18	29	PAFZZ	531000-622-1722	NAS1031C3	80205	NUT, PLATE: CRESCENT, NO. 10-32 UNF	EA	14
18	30	PAFZZ	5310-00-655-5885	NAS1031C08	80205	NUT, PLATE: CRESCENT, NO. 8-32 UNC A	EA	2
18	31	PAOZZ	5306-00-150-9527	AN3CS5A	88044	BOLT, MACHINE: CRESCENT, HEXAGON HEAD, NO. 10-32 UNF, A 21/32 IN. LG	EA	4
18	31	PAOZZ	5306-00-150-9528	AN3C4A	88044	BOLT, MACHINE: CRESCENT, HEXAGON HEAD, NO. 10-32 UNF, B 17/32 IN. LG	EA	4
18	32	PAOZZ	5306-00-150-9528	AN3C4A	88044	BOLT, MACHINE: CRESCENT, HEXAGON HEAD, NO. 10-32 UNF, 17/32 IN. LG	EA	1
18	33	PAOZZ	5310-00-167-0812	AN960C10L	88044	WASHER, FLAT: CRESCENT, NO. 10	EA	5
18	34	PAOZZ	5310-00-208-9255	MS21044C3	96906	NUT, HEXAGON, SELF-LOCKING: CRESCENT, NO. 10-32 UNF	EA	5
18	35	PBFZZ	5320-00-117-6950	MS20426AD4-5	96906	RIVET, SOLID: AL, 100DEG COUNTERSUNK HEAD, 1/8 IN. DIA, 5/16 IN. LG	EA	96
18	36	XBFZZ		5-4-2110-24-10	81337	ANGLE	EA	4
18	37	XBFZZ		5-4-2110-24-13	81337	ANGLE	EA	2
18	38	XBFZZ		5-4-2110-24-16	81337	ANGLE	EA	1

(1) ILLUSTRATION		(2)	(3)	(4)	(5)	(6)	(7)	(8)
(a) FIG NO.	(b) ITEM NO.	SMR CODE	NATIONAL STOCK NUMBER	PART NUMBER	FSCM	DESCRIPTION USABLE ON CODE	U/M	QTY INC IN UNIT
18	39	XBFZZ		5-4-2110-24-14	81337	ANGLE	EA	1
18	40	XBFZZ		5-4-2110-24-11	81337	ANGLE	EA	1
18	41	XBFZZ		5-4-2110-24-15	81337	ANGLE	EA	1
18	42	XBFZZ		5-4-2110-24-12	81337	ANGLE	'EA	2
18	43	PAFZZ	5305-000-06-7027	MS24693C28	96906	SCREW, MACHINE: CRESCENT, 100 DEG COUNTERSUNK FLATHEAD B NO.6-32 UNC, 1/2 IN. LG	EA	4
18	44	PAFZZ	5310-(0-410-0002	SL210-06-1	97393	NUT, CLIP: NO. 6-32 UNC	EA	4
18	45	XBFZZ		5-4-2105-24-20	81337	BRACKET: RELAY MOUNTING	EA	1
18	46	PAFZZ	5320-00-117-6938	MS20426AD3-4	96906	RIVET, SOLID: AL, 100 DEG COUNTERSUNK HEAD, 1/4 IN. LG	EA	8
18	47	PAOZZ	5310-00-622-1722	NAS1031C3	80205	NUT, PLATE: CRESCENT, NO. 10-32 UNF	EA	4
18	48	PAFZZ	5320-00-117-6938	MS20426AD3-4	96906	RIVET, SOLID: AL, 100 DEG COUNTERSUNK HEAD, 3/32 IN. DIA, 1/4 IN. LG	EA	4
18	49	XBFZZ		5-4-2106-24-19	81337	BRACKET: LAMP MTG	EA	1
18	50	XBFZZ		5-4-2106-24-7	81337	PLATE: INTERMEDIATE	EA	1
18	51	XBFZZ		5-4-2106-24-5	81337	PLATE: LAMP HOUSING	:EA	1
18	52	PAFZZ	5320-00-117-6938	MS20426AD3-4	96906	RIVET, SOLID: AL, 100 DEG COUNTERSUNK HEAD, 3/32 IN. DIA, 1/4 IN. LG	EA:	2
18	53	PAFZZ	5310-00-791-4913	NAS1033C3	80205	NUT, PLATE: CRESCENT, NO. 10-32 UNF	EA	1
18	54	XBFZZ		5-4-2106-24-4	81337	PLATE, HOUSING	'EA	1

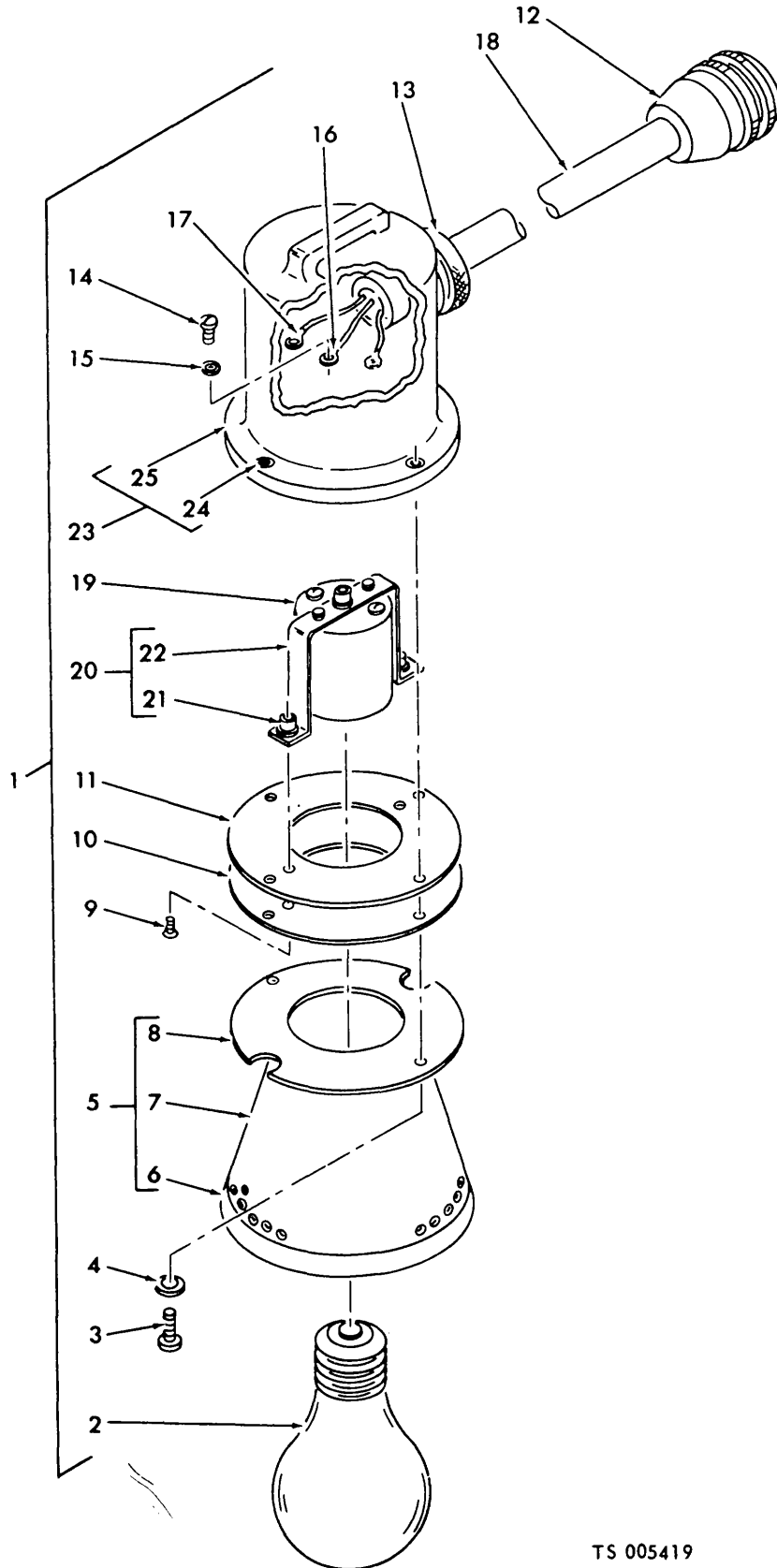
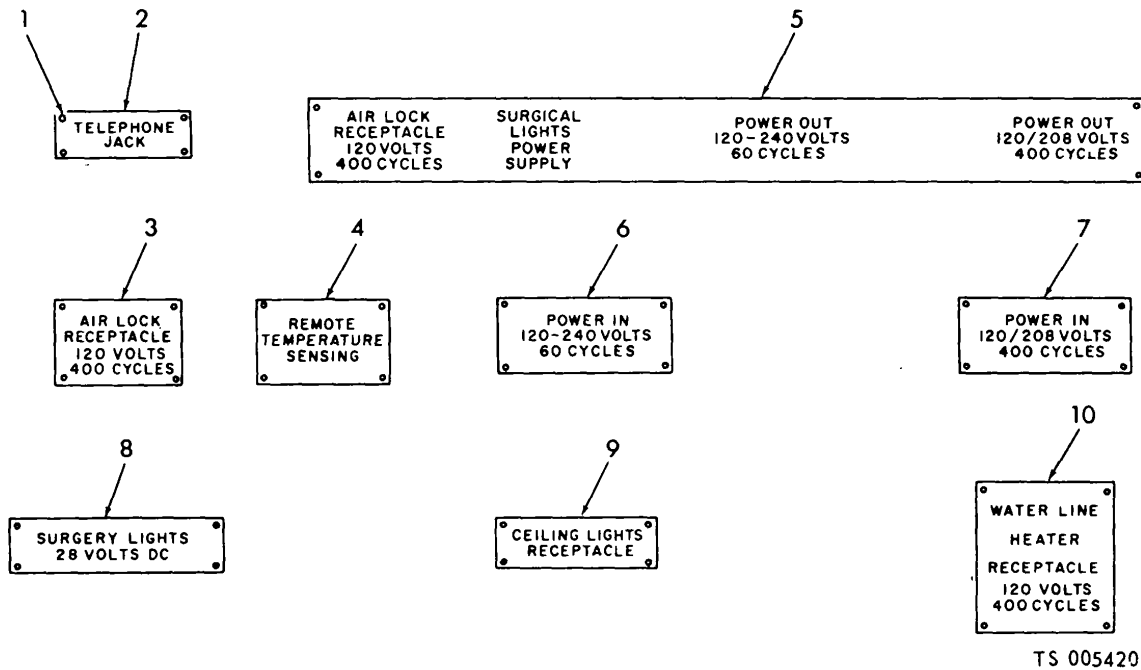


Figure 19. Air lock light assembly.

TS 005419

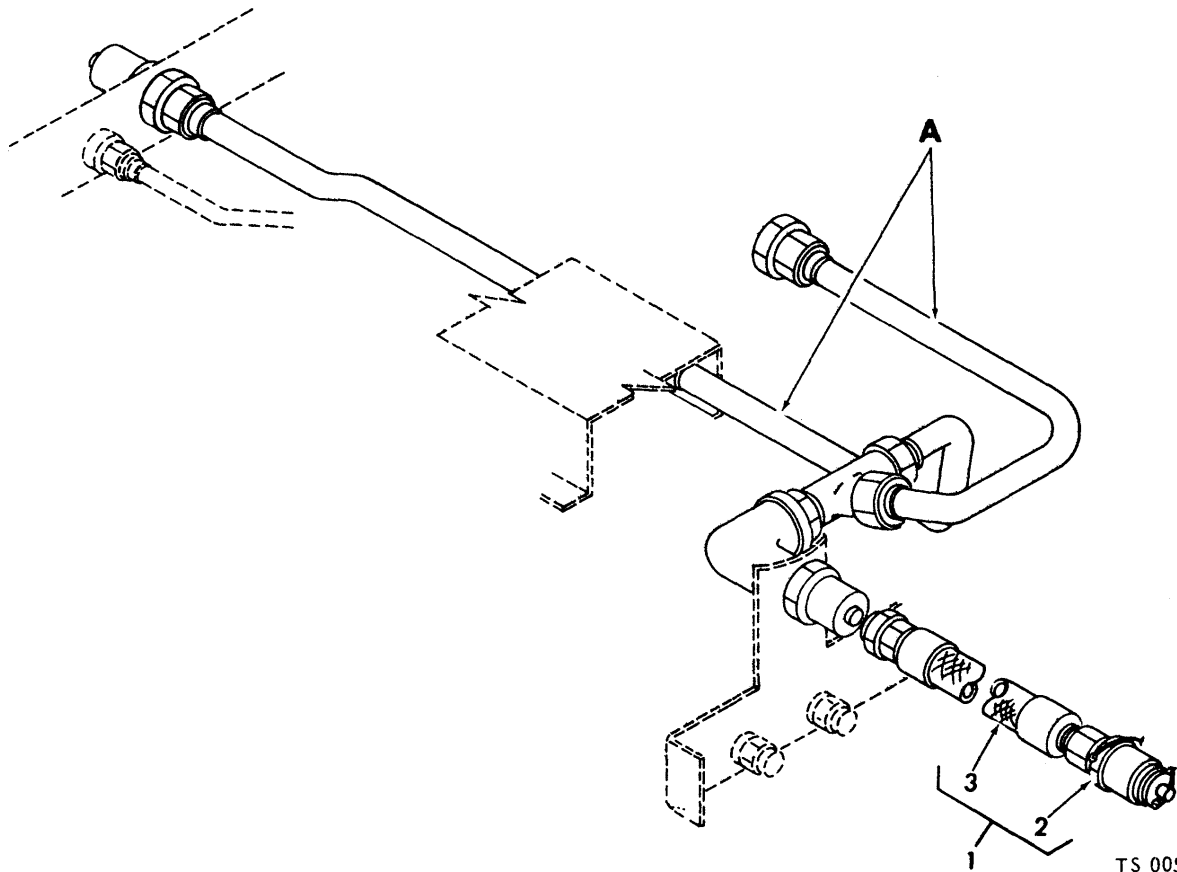
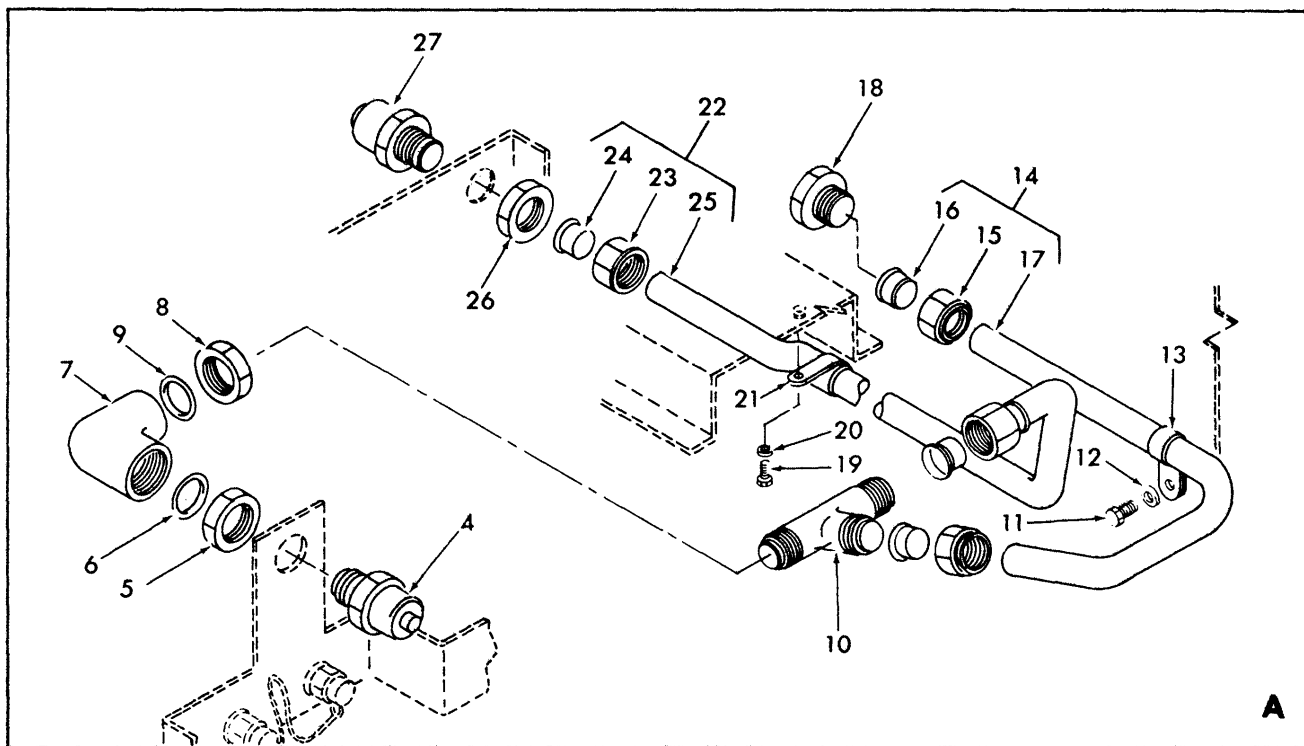
(1) ILLUSTRATION		(2)	(3)	(4)	(5)	(6)	(7)	(8)
(a) FIG NO.	(b) ITEM NO.	SMR CODE	NATIONAL STOCK NUMBER	PART NUMBER	FSCM	DESCRIPTION USABLE ON CODE	U/M	QTY INC IN UNIT
19	1	XBOZZ		5-4-1605-	81337	LIGHT ASSEMBLY: AIR LOCK	EA	1
19	2	PAOZZ	6240-00-998293	BCJ	00887	LAMP, INCANDESCENT	EA	1
19	3	PAOZZ	5305-00-054-6670	Ms51957-45	96906	SCREW, MACHINE: CRESCENT, PANHEAD, CRCS-RECESSED, NO. 8-32 UNC 1/2 IN. LG	EA	4
19	4	PAOZZ	5310-00-559-0070	MS35333-38	96906	WASHER, LOCK: CADMIUM PLATED, INTERNAL TOOTH, NO. 8	EA	4
19-	5	PBOZZ	b230-00-475-3297	5-4-160066	81337	GUARD ASSEMBLY: LIGHT	EA	1
19	6	XEBZZ		5-114-1606-9	81337	CAP, GUARD	EA	1
19-	7	XBOZZ		5-4,-1606-8-8	81337	GUARD, LIGHT	EA	1
19	8	XBFZZ		5-4-16068-7	81337	PLATE, MOUNTING	EA	1
19	9	PAOZZ	5305-00-079-5835	MS24693C50	96906	SCREW, MACHINE: CRESCENT, FLAT COUNTERSUNK HEAD, 100 DEG, NO. 8-32 UNC, 1/2 IN. LG	EA	2
19	10	XBFZZ		5-4-1607-8-14	81337	COVER, JUNCTION BOX	EA	1
19	11	XBFZZ		5-4-1607-8-13	81337	GASKET	EA	1
19	12	PAFZZ		PTO0118-5P	77820	CONNECTOR, PLUG, ELECTRICAL	EA	1
19	13	PBFZZ	5975-01-017-5681	ZX8	75282	CONNECTOR, CABLE	EA	1
19	14	XBOZZ		MS51957-43	96906	SCREW, MACHINE: CRESCENT, PANHEAD, CROSS-RECESSED, NO. 8.32 UNC, 3/8 IN. LG	EA	1
195	15	PAOZZ	5310-00-559-0070	M35333-38	96906	WASHER, LOCK: CADMIUM PLATED, INTERNAL TOOTH, NO. 8	EA	1
19	16	PAFZZ	5940-00-557-1629	31888	00779	TERMINAL, LUG	EA	1
19	17	PAFZZ	5940-00-813-0698	361419	00779	TERMINAL, LUG	EA	2
19	18	PAFZZ	6145-00-504-1015	5-4-116058-2	81337	CABLE, ELECTRICAL	FT	1
19	19	XBFZZ		181s	73586	SOCKET, LAMP	EA	1
19	20	XBFZZ		5-4-1607-8-10	81337	BRACKET ASSEMBLY, RECEPTACLE	EA	1
19	21	PAOZZ	5310-0002040	MS27130-13	96906	NUT, BLINO: NO. 8-32 UNC	EA	3
19	22	XBFZZ		5-4-1607-8-11	81337	BRACKET, RECEPTACLE	EA	1
19	23	PEFZZ	5975-00-499-0791	5-4-16068-3	81337	JUNCTION BOX ASSEMBLY, ELECTRICAL	EA	1
19	24	XAFZZ		MS21209CO115	96906	INSERT, THREAD: CRESCENT, NO. 8-32 UNC	EA	4
19	25	XAFZZ		5.4-1608-4	81337	CASTING, JUNCTION BOX	EA	



TS 005420

(1) ILLUSTRATION		(2)	(3)	(4)	(5)	(6)	(7)	(8)
(a) FIG NO.	(b) ITEM NO.	SMR CODE	NATIONAL STOCK NUMBER	PART NUMBER	FSCM	DESCRIPTION USABLE ON CODE	U/M	QTY INC IN UNIT
20	1	PAOZZ	5305-00-175-3230	MS21318-14	96906	SCREW, DRIVE: CADMIUM PLATED, TYPE U, NO. 2, 3/16 IN. LG	EA	38
20	2	XBFZZ		5-4-2097-24-307	81337	NAMEPLATE: TELEPHONE JACK	EA	1
20	3	XBFZZ		5-4-2097-24-308	81337	NAMEPLATE: AIR LOCK RECEPTACLE	EA	1
EA	1							
20	4	XBFZZ		5-4-2097-24-309	81337	NAMEPLATE: REMOTE TEMPERATURE SENSING A	EA	1
20	5	XBFZZ		5-4-2097-24-310	81337	NAMEPLATE: POWER OUT	EA	1
20	6	XBFZZ		5-4-2097-24-311	81337	NAMEPLATE: POWER IN, 60 CYCLES	EA	1
20	7	XBFZZ		5-4-2097-24-312	81337	NAMEPLATE: POWER IN, 400 CYCLES	EA	1
20	8	XBFZZ		5-4-2097-24-313	81337	NAMEPLATE: SURGERY LIGHTS	EA	4
20	9	XBFZZ		5-4-2097-24-314	81337	NAMEPLATE: CEILING LIGHT RECEPTACLE	EA	4
20	10	XBFZZ		5-4-2097-24-315	81337	NAMEPLATE: WATER LINE HEATER RECEPTACLE	EA	1

Figure 20. Miscellaneous nameplates.



TS 005421

Figure 21. Vacuum lines installation.

(1) ILLUSTRATION		(2)	(3)	(4)	(5)	(6)	(7)	(8)
(a) FIG NO.	(b) ITEM NO.	SMR CODE	NATIONAL STOCK NUMBER	PART NUMBER	FSCM	DESCRIPTION USABLE ON CODE	U/M	QTY INC IN UNIT
						GROUP 02 - HYDRAULIC FLUID, AIR AND VACUUM SYSTEM 0201 - VACUUM		
21	1	PAOZZ	4720-00-499-0824	5-4-2052-33	81337	HOSE ASSEMBLY, VACUUM	EA	2
21	2	PAFZZ	4730-01-024-9478	573-12UP6-15	79326	FITTING, HOSE	EA	2
21	3	XBFZZ		MS28741-12-0720		96906 HOSE ASSEMBLY: 3/4 IN. DIA, 6 F		
EA	1							
21	4	PAFZZ	4730-01-024-8603	573-12NC7	79326	NIPPLE AND CAP ASSEMBLY: VACUUM	EA	1
21	5	PAFZZ	5310-00-199-1028	AN924-12D	88044	NUT, HEXAGON, BULKHEAD: 1 1/6-12 UN THD, 7/32 IN. A THK	EA	2
21	5	PAFZZ	5310-00-490-2104	5-4-2028-23-30	81337	NUT, HEXAGON, BULKHEAD 1 1/16-12 UN THD, 7/32 IN. B THK	EA	2
21	6	PAOZZ	5325-00-251-8839	MS28778-12	96906	PACKING, PREFORMED: .924 IN. ID, .116 IN. THK	EA	1
21	7	PAFZZ	4730-00-277-2461	AN939-12D	88044	ELBOW, 90 DEGREE: 1 1/16-12 UN THD	EA	1
21	8	PAFZZ	5310-00-199-1028	AN924-12D	88044	NUT, HEXAGON, BULKHEAD: 1 1/16-12 UN THD	EA	1
21	9	PAOZZ	5325-00-251-8839	MS28778-12	96906	PACKING, PREFORMED .924 IN. ID, .116 IN. THK	EA	1
21	10	PAFZZ	4730-00-279-0854	AN804D12	88044	TEE, BULKHEAD' FLARED, 3/4 X 1 1/16-12 UN THD	EA	1
21	11	PAOZZ	5306-00-150-9528	AN3C4A	88044	BOLT, MACHINE: CRESCENT, HEXAGON HEAD, NO. 10-32 UNF, 17/32 IN. LG	EA	1
21	12	PAOZZ	5310-00-167-0812	AN960C10L	88044	WASHER, FLAT: CRESCENT, NO. 10	EA	1
21	13	PAOZZ	5340-00-200-3020	AN742-12	88044	CLAMP, LOOP: CADMIUM PLATED, 3/4 IN. OD TUBE	EA	1
21	14	XBFZZ		5-4-2108-23-8	81337	TUBE ASSEMBLY: VACUUM SUPPLY	EA	1
21	15	PAFZZ	4730-00-287-0285	AN818-12D	88044	NUT, COUPLING: 3/4 IN. TUBE, 1 1/16-12 UN THD	EA	2
21	16	XBFZZ		MS20819-12D	88044	SLEEVE, FLARED TUBE: 3/4 IN. OD	EA	2
21	17	XAFZZ		6061-0	81348	TUBE: ALUMINUM, 3/4 IN OD, .035 IN. WALL THK, 16 IN. LG	EA	1
21	18	PAFZZ	4730-00-080-3091	MS24404D12	96096	PLUG, FLARED TUBE: 3/4 BY 1 1/16-12 UN THD	EA	1
21	19	PAOZZ	5306-00-150-9528	AN3C4A	88044	BOLT, MACHINE: CRESCENT, HEXAGON HEAD, NO 10-32 UNF, 17/32 IN. LG	EA	3
21	20	PAOZZ	5310-00-167-0812	AN960C10L	88044	WASHER, FLAT: CRESCENT, NO. 10	EA	3
21	21	PAOZZ	5340-00-200-3020	AN742-12	88044	CLAMP, LOOP: CADMIUM PLATED, 3/4 IN. OD TUBE	EA	3
21	22	XBFZZ		5-4-2108-23-6	81337	TUBE ASSEMBLY: VACUUM SUPPLY	EA	1
21	23	PAFZZ	4730-00-287-0285	AN818-12D	88044	NUT, COUPLING 3/4 IN. TUBE, 1 1/16-12 UN THD	EA	2
21	24	XBFZZ		MS20819-12D	96906	SLEEVE, FLARED TUBE: 3/4 IN. D	EA	2
21	25	XAFZZ		6061-0	81348	TUBE: ALUMINUM, 3/4 IN. OD 035 IN. WALL THK, 12 FT LG	EA	1
21	26	PAFZZ	5310-00-199-1028	AN924-12D	88044	NUT, HEXAGON, BULKHEAD: 1 1/16-12 UN THD, 7/32 IN. THK	EA	1
21	27	PAFZZ	4730-01-024-8603	573-12NC7	79326	NIPPLE AND CAP ASSEMBLY: VACUUM	EA	1

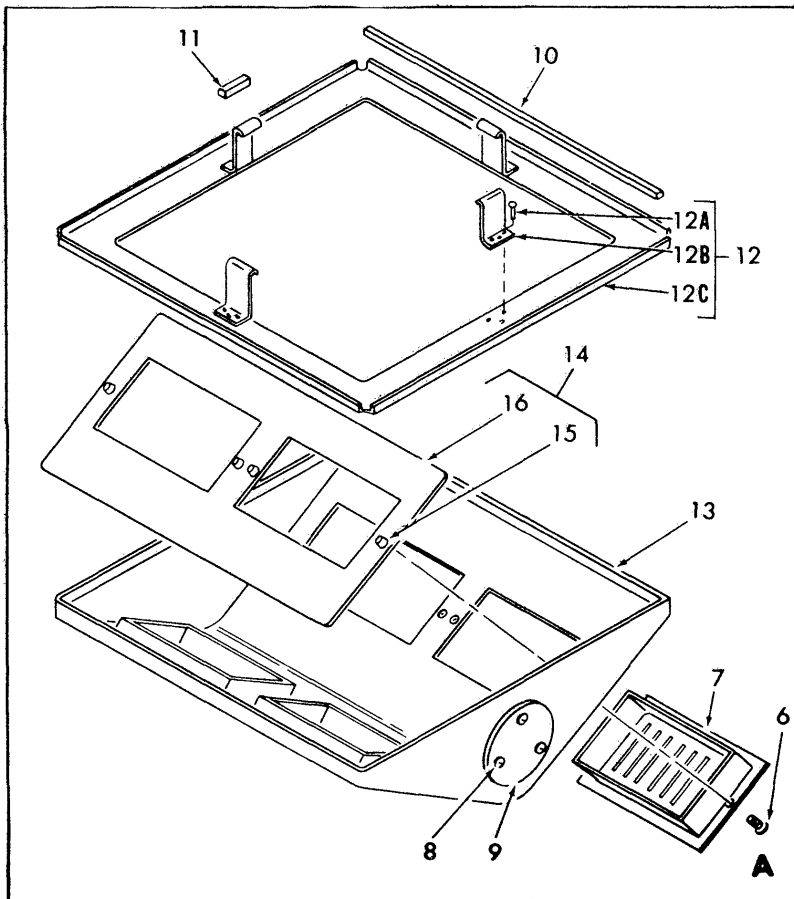
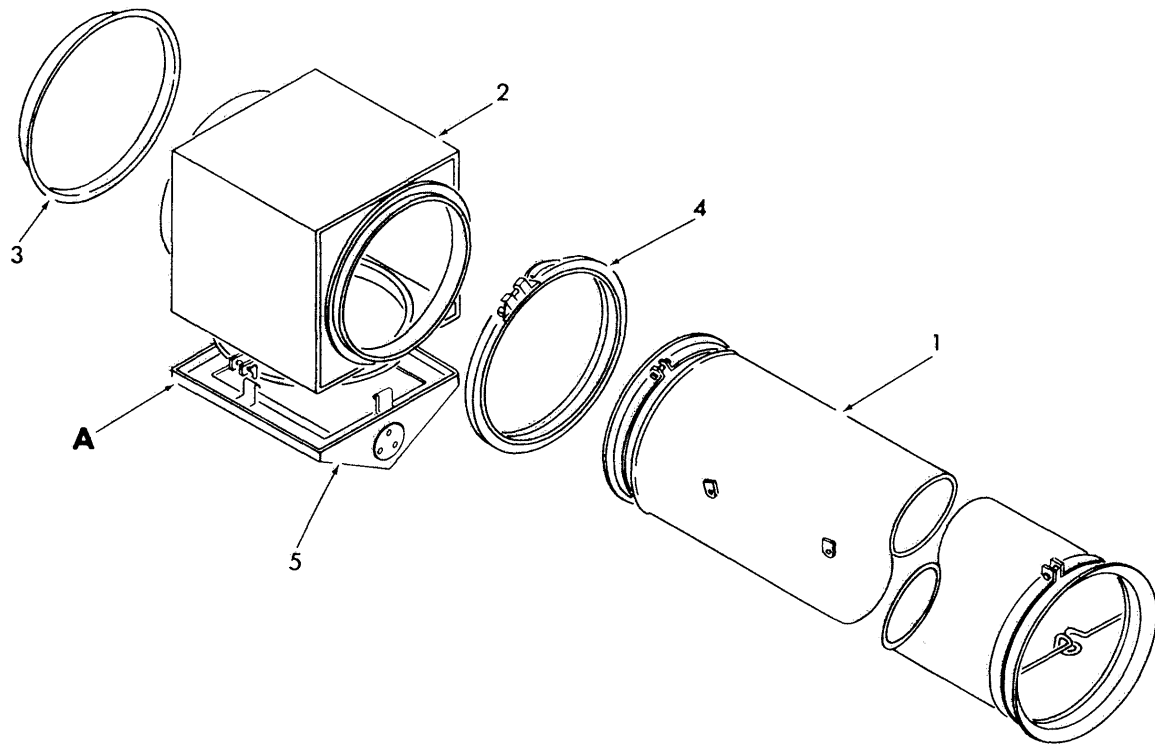
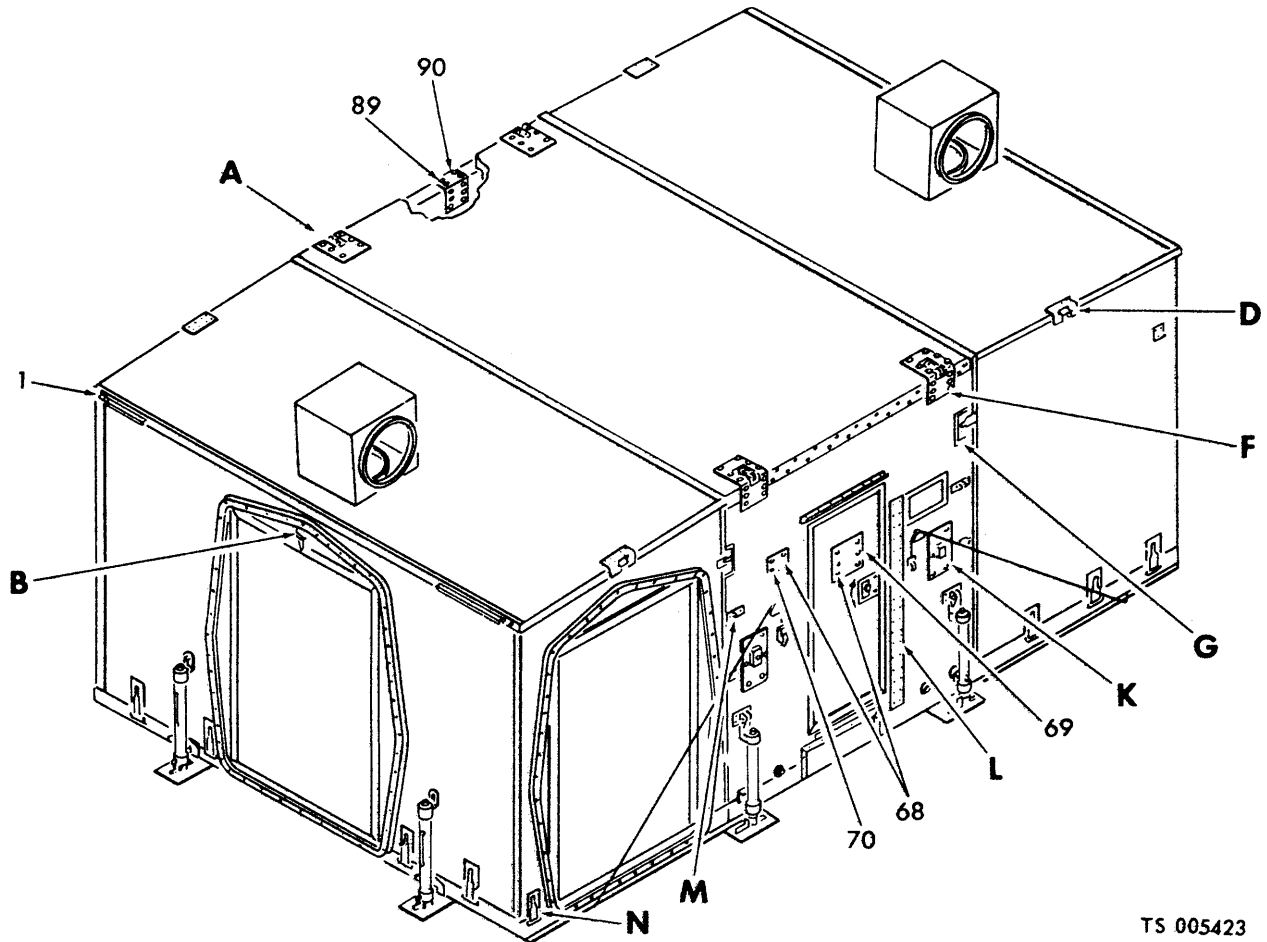


Figure 22. Air conditioning components.

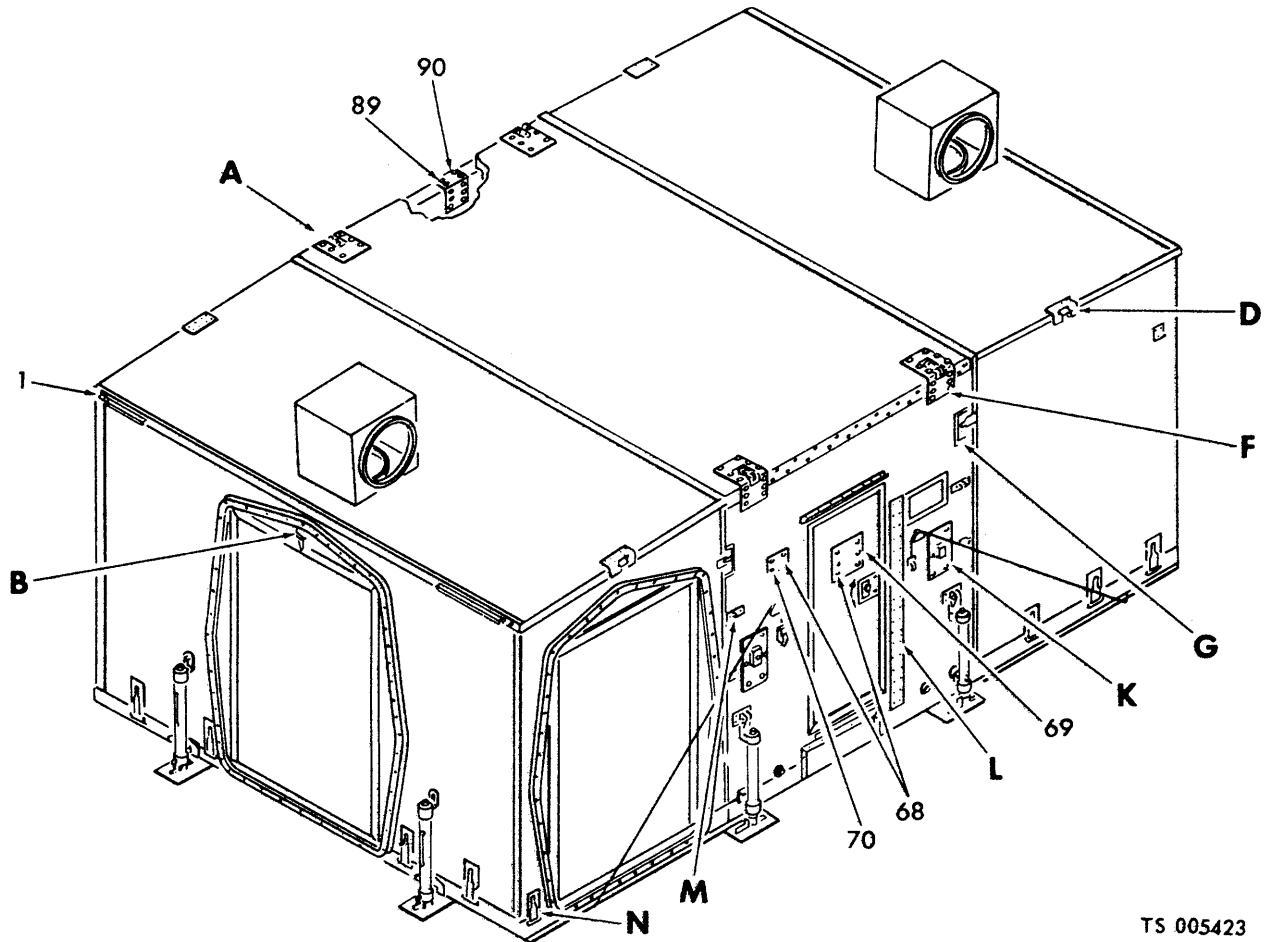
TS 005422

(1) ILLUSTRATION		(2)	(3)	(4)	(5)	(6)	(7)	(8)
(a) FIG NO.	(b) ITEM NO.	SMR CODE	NATIONAL STOCK NUMBER	PART NUMBER	FSCM	DESCRIPTION USABLE ON CODE	U/M	QTY INC IN UNIT
						GROUP 03 - REFRIGERATION AND AIR CONDITIONING COMPONENTS		
						0301 - AIR CONDITIONING SYSTEM		
22	1	PAOZZ	5410-00-466-7414	5-4-2114-92	81337	DUCT ASSEMBLY, AIR CONDITIONING	EA	2
22	2	PBFFF	5410-00-807-5811	5-4-2013	81337	ADAPTER ASSEMBLY: CONDITIONED AIR DUCT	EA	2
22	3	XBOZZ		5-4-2013-34-7	81337	COVER, DUCT	EA	1
22	4	PAOZZ	5340-00-886-5744	MVT89029A1S86		98625	COUPLING	
EA	2							
				3V				
22	5	PAOFF	5410-00-022-2673	5-4-2015-35	81337	PLENUM ASSEMBLY, AIR DISTRIBUTION	EA	2
22	6	PAOZZ	5305-00-965-5882	MS24693332	96906	SCREW, MACHINE: CADMIUM PLATED, FLAT COUNTERSUNK HEAD, NO. 8-32 UNC, 3/4 IN. LG	EA	8
22	7	PBFZZ	4520-01-028-0641	80VOBO	91306	DIFFUSER, AIR	EA	4
22	8	PAOZZ	5305-00-936-3007	MS27039C0807	96906	SCREW, MACHINE: CRESCENT, PANHEAD, NO. 8-32 UNC, .469 IN. LG	EA	3
22	9	PAOZZ	5410-00-467-2535	5-4-2015-35-5	81337	COVER, VENTILATING DUCT	EA	1
22	10	MFFZZ		5-4-2015-35-9	81337	GASKET MANUFACTURE FROM:	EA	4
22		XBFZZ		AMS3195	81343	RUBBER SHEET: SILICONE, 3/4 BY 3/4 BY 18 IN. LG REQUIRED FOR EACH GASKET	EA	1
22	11	MFFZZ		5-4-2015-35-8	81337	BLOCK, SPACER MANUFACTURE FROM:	EA	4
22		PFFZZ	9330-00-180-9642	LP513	81348	PHENOLIC SHEET: TYPE PBG, 3/4 BY 3/4 BY 2 IN. LG REQUIRED FOR EACH BLOCK	EA	1
22	12	PBFZZ	5410-00-490-1782	5-4-2082-35-4	81337	ADAPTER ASSEMBLY, PLENUM	EA	1
22	12A	PAFZZ	5320-00-117-7285	MS20426AD6-5	96906	RIVET, SOLID: ALUMINUM, CSK HD, 3/16 IN. DIA, B 5/16 IN. LG	EA	12
22	12B	PAFZZ		5-4-2082-35-6	81337	CLIP, ATTACHING B	EA	4
22	12C	PAFZZ		54-2082-35-5	81337	PLATE B	EA	1
22	13	PBFZZ		1-661124	94534	BOOT, PLENUM	EA	1
22	14	XAFZZ		5-4-2015-35-1	81337	PLATE ASSEMBLY, BACKING	EA	2
22	15	PAFZZ	5310-00-079-2368 ;82	A8-106	03481	NUT, BLIND: AL, NO.10-32 UNF	EA	4
22	16	XAFZZ		5-4-2015-35-2	81337	PLATE, BACKING	EA	1



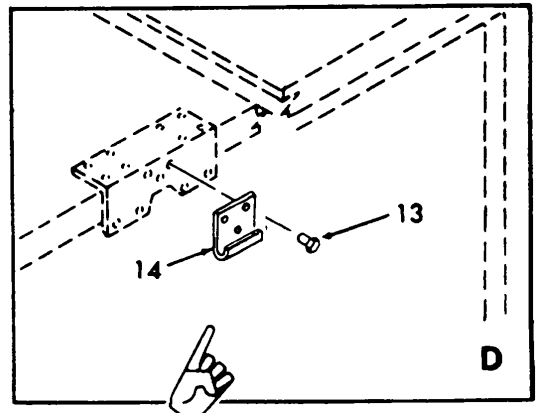
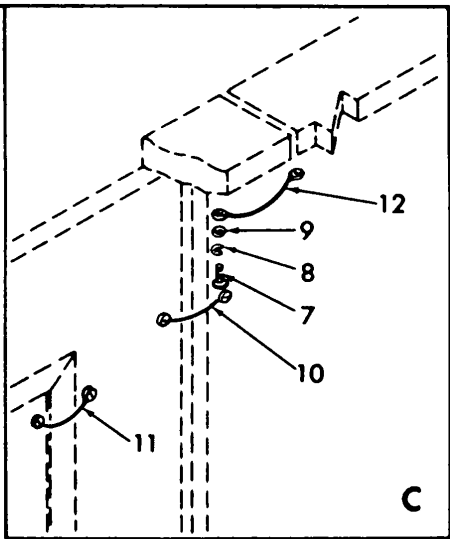
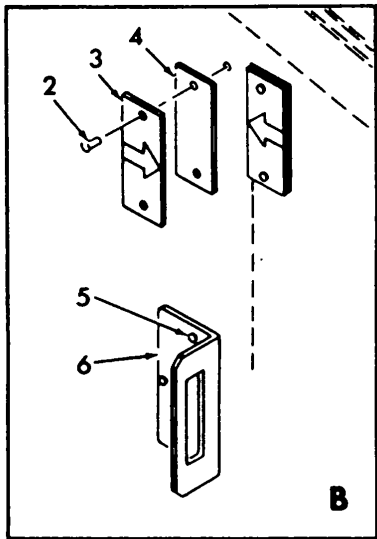
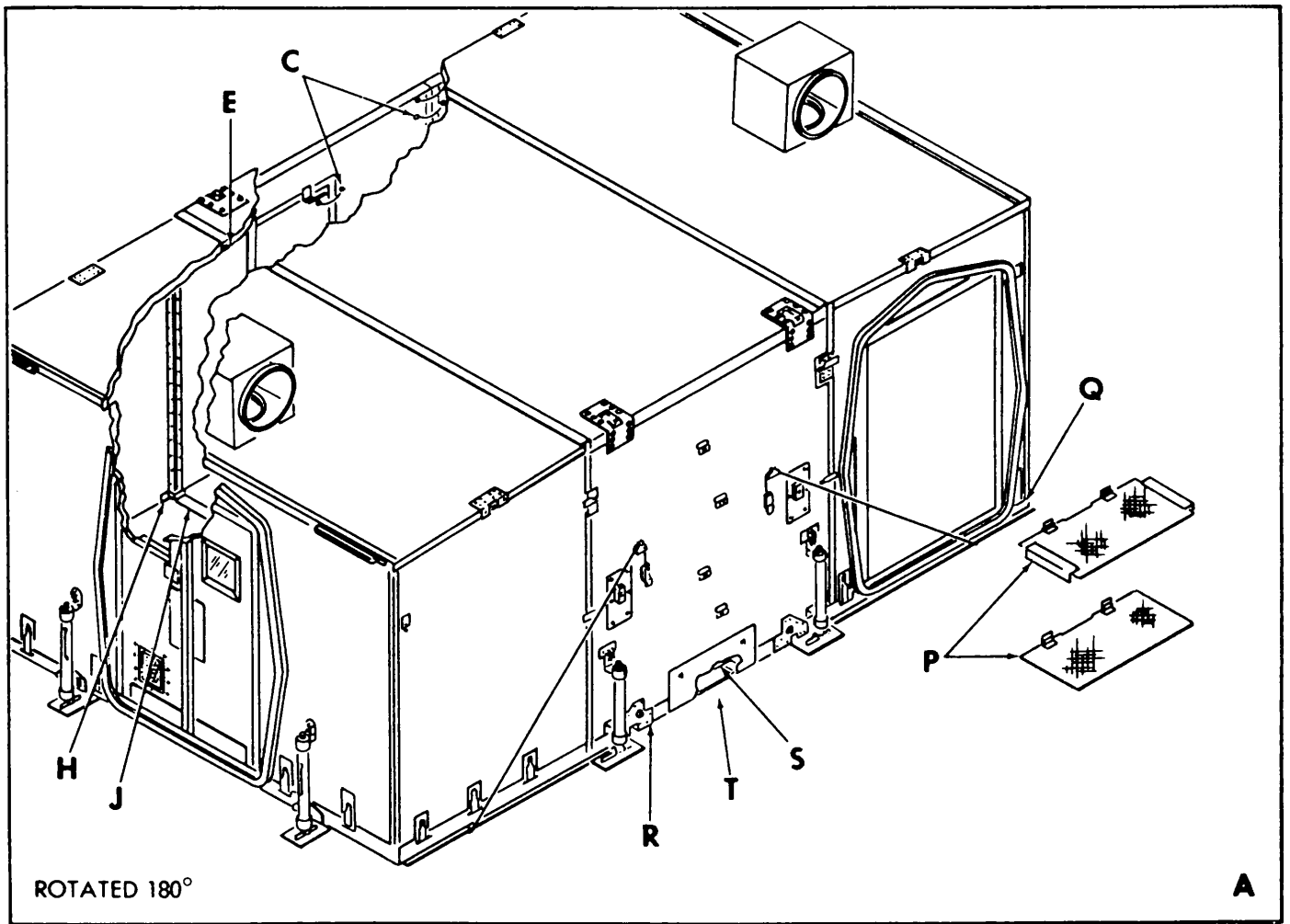
TS 005423

Figure 23. Shelter body assembly (Sheet 1 of 5).



TS 005423

Figure 23. Shelter body assembly (Sheet 1 of 5).



TS 005465

Figure 23. Shelter body assembly (Sheet 2 of 5).

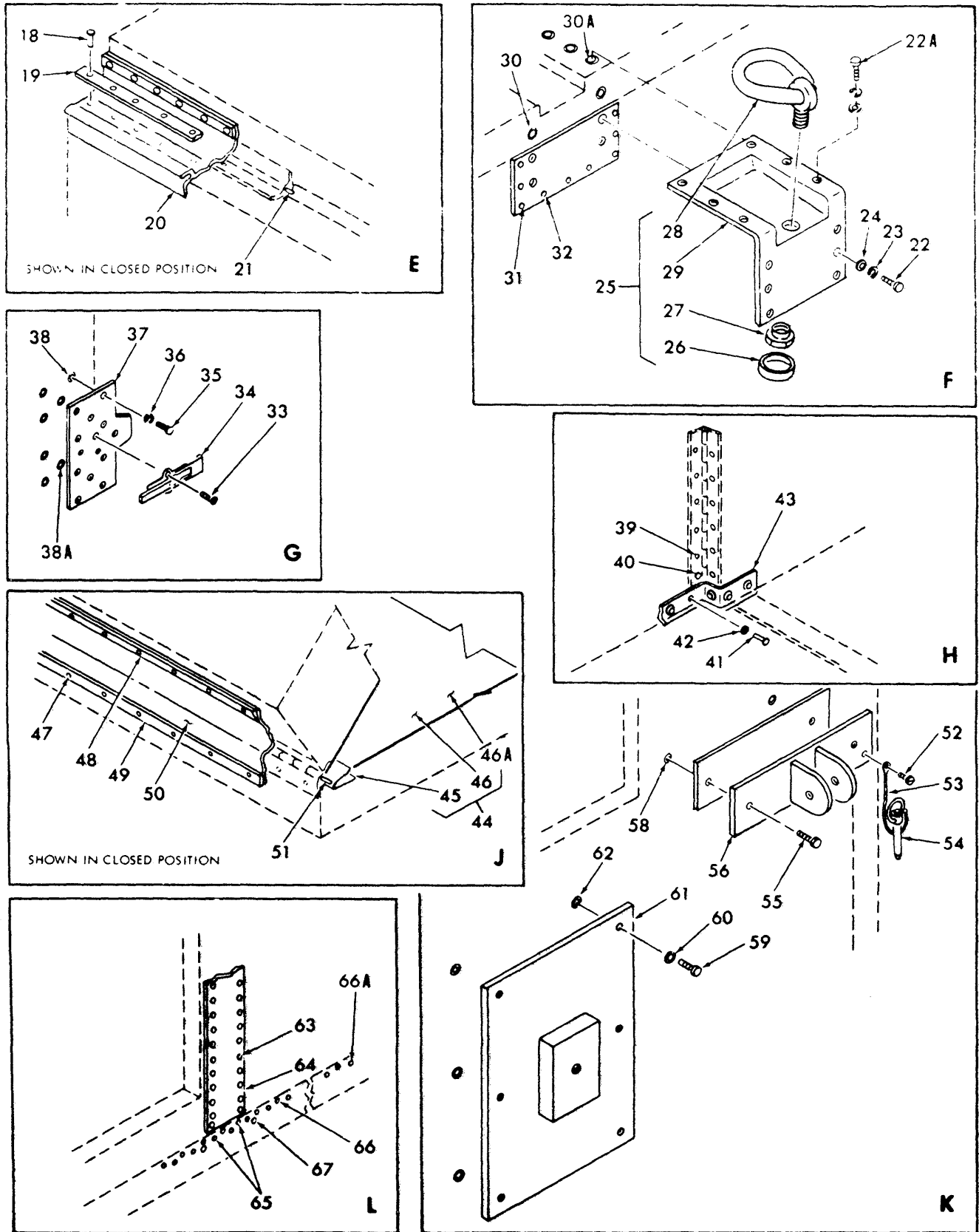


Figure 23. Shelter body assembly (Sheet 3 of 5).

TS 005466

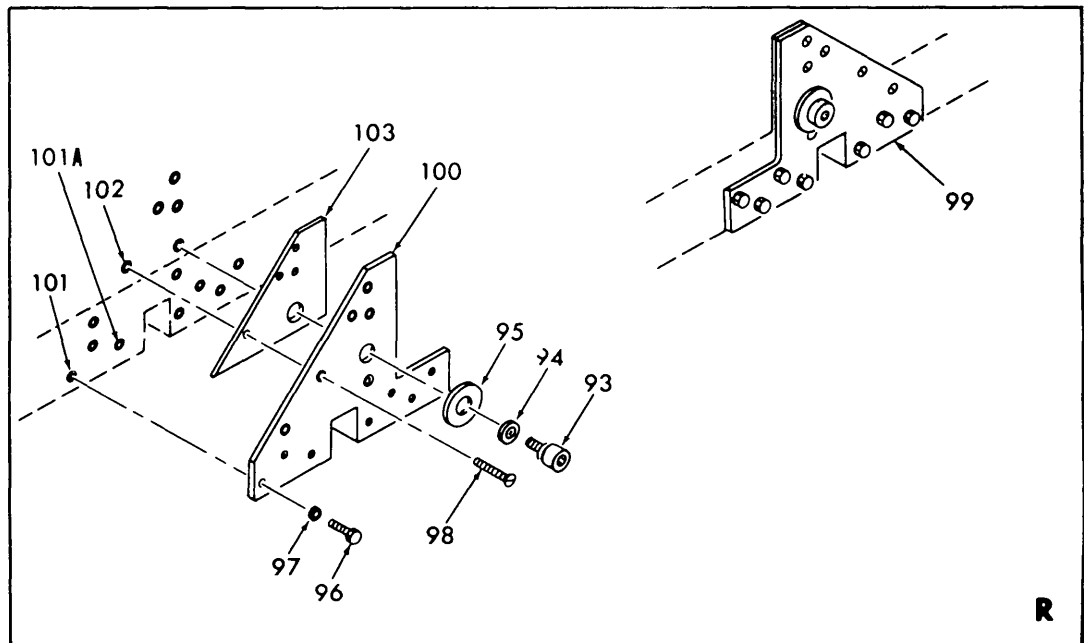
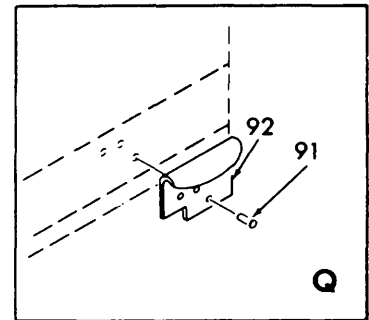
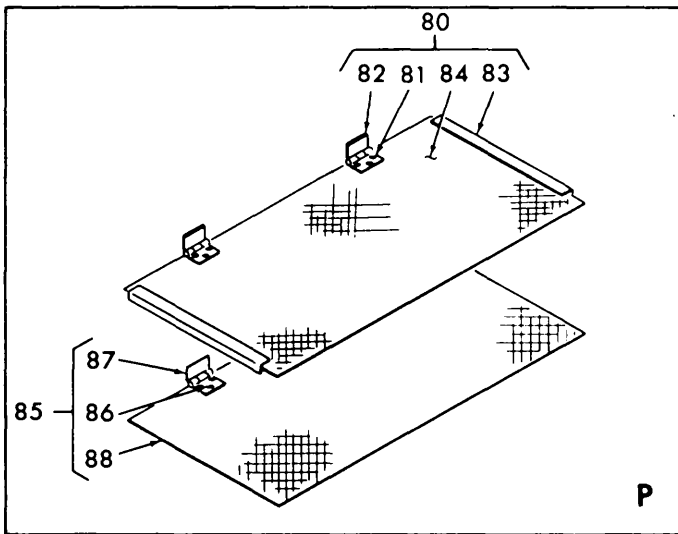
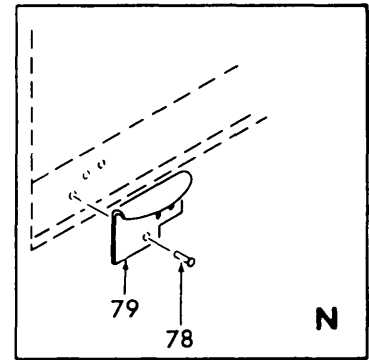
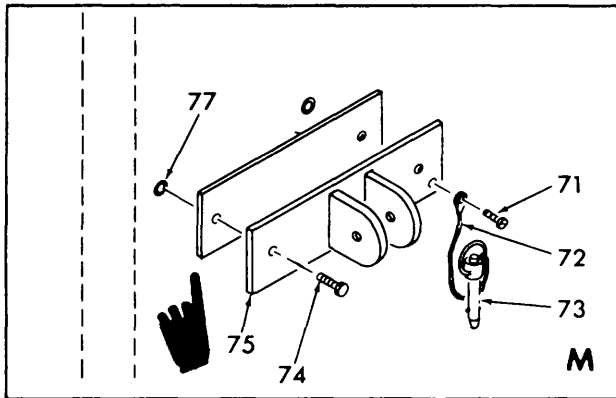
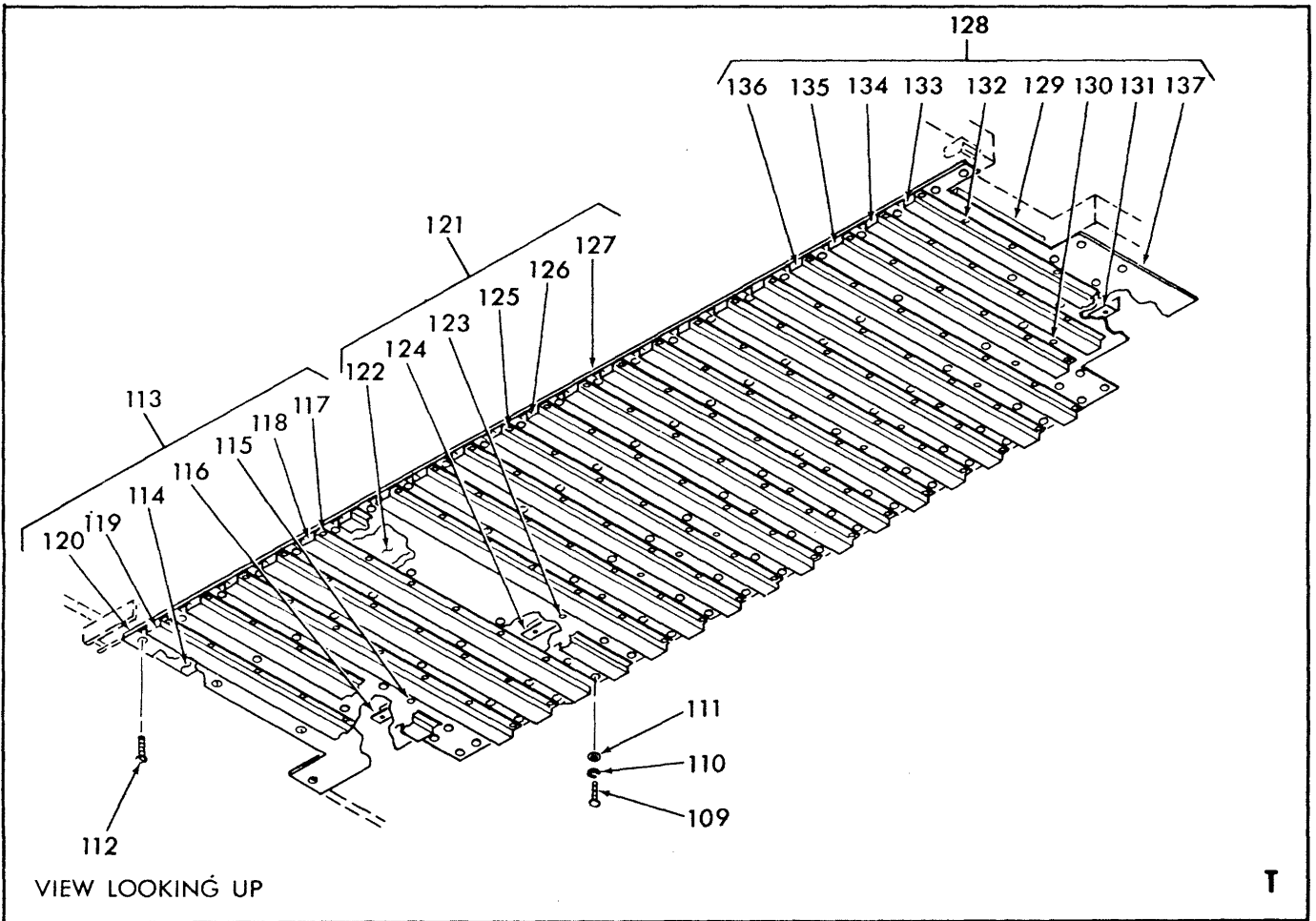
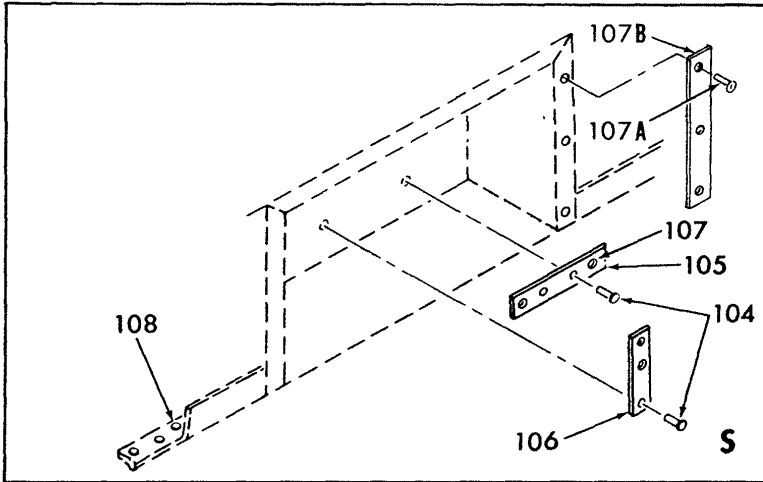


Figure 23. Shelter body assembly (Sheet 4 of 5).

TS 005467



TS 005468

Figure 23. Shelter body assembly (Sheet 5 of 5).

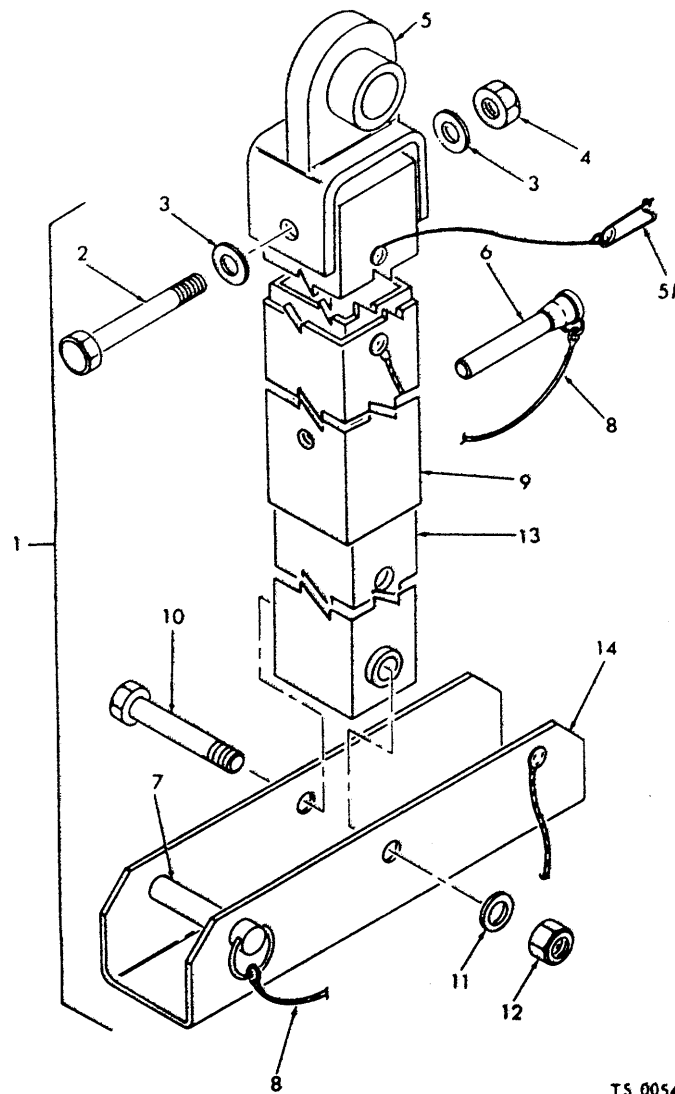
(1) ILLUSTRATION		(2)	(3)	(4)	(5)	(6)	(7)	(8)
(a) FIG NO.	(b) ITEM NO.	SMR CODE	FEDERAL STOCK NUMBER	PART NUMBER	FSCM	DESCRIPTION USABLE ON CODE	U/M	QTY INC IN UNIT
						GROUP 04-TENTAGE, EQUIPAGE AND SPECIAL PURPOSE CLOTHING COMPONENTS 0401--SHELTER BODY ASSEMBLY		
23	1	PAFZZ	5315-00-857-3258	MS16562-145	96906	PIN, SPRING:3/16 IN. DIA, 1 1/4 IN. LG A	EA	4
23	2	PAFZZ	5320-00-882-8386	AD44H	07707	RIVET, BLIND: DOMED HEAD, 1/8 IN. DIA	EA	24
23	3	XDFZZ		5-4-2049-14-52	81337	PLATE, ALIGNMENT	EA	6
23	4	XBFZZ		5-4-2005-49	81337	DOUBLER	EA	2
23	5	PAFZZ	5320-00-956-7355	AD64H	07707	RIVET, BLIND: DOMED HEAD, 3/16 IN. DIA	EA	60
23	6	PAOZZ	5340-00-738-0585	13217E3850	97403	STRIKE CATCH	EA	20
23	7	PAOZZ	5305-00-9897434	MS24584-55	96906	SCREW, MACHINE: PANHEAD, NO. 10-32 UNF, 1/2 IN. LG	EA	50
23	8	PAOZZ	5310-00-576-5752	MS35533-39	96906	WASHER, LOCK: CADMIUM PLATED, INTERNAL TOOTH, NO. 10	EA	50
23	9	PAOZZ	5310-00-167-0834	AN960-10L	88044	WASHER, FLAT: NO. 10	EA	50
23	10	PAFZZ	6150-00-804-6728	MS25083-2BB8	96906	JUMPER ASSEMBLY, ELECTRICAL	EA	20
23	11	PAFZZ	6150-00-661-0182	MS25083-2BB10	96906	JUMPER ASSEMBLY, ELECTRICAL	EA	3
23	12	PAFZZ	6150-00-772-6450	MS25083-2BB6	96906	JUMPER ASSEMBLY, ELECTRICAL	EA	2
23	13	PAFZZ	5320-00-956-7362	AD62H	07707	RIVET, BLIND: DOMED HEAD, 3/16 IN. DIA	EA	12
23	14	PAFZZ	3020-00-860-4248	13217E3872	97403	CATCH, ENCLOSURE	EA	4
23	18	PAFZZ	5320-00-956-7355	AD64H	07707	RIVET, BLIND: DOMED HEAD, 3/16 IN. DIA	EA	192
23	19	XBFZZ		5-4-2063-67	81337	STRIP	EA	4
23	20	MFFZZ		5-4-2155-68	81337	SEAL, BULB	EA	2
23		XBFZZ		ZZR765	81348	MANUFACTURE FROM: RUBBER: SILICONE, CLASS 11A-50, COLOR CD, 12 FT LG REQUIRED FOR EACH SEAL	EA	1
23	21	PAOZZ	5340-00-133-1974	MS20253P5-7200	96906	PIN, HINGE: CRESCENT, .129 IN. DIA, 11 FT 3 IN. LG	EA	2
23	22	PAOZZ	5305-00-068-0507	MS90726-7	96906	SCREW, CAP: CADMIUM PLATED, HEXAGON HEAD, 1/4-28 A UNF, 7/8 IN. LG	EA	48
23	22	PAOZZ	5305-00-068-0507	MS90726-7	96906	SCREW, CAP: CADMIUM PLATED, HEXAGON HEAD, 1/4-28 B UNF, 7/8 IN. LG	EA	24
23	22A	PAOZZ	5305-00-267-8974	MS90726-8	96906	SCREW, CAP: CADMIUM PLATED, HEXAGON HEAD, 1/4-28 B UNF, 1 IN. LG	EA	24
23	23	PAOZZ	5310-00-550-1130	MS35333-40	96906	WASHER, LOCK: CADMIUM PLATED, EXTERNAL TOOTH, 1/4 IN. ID	EA	48
23	24	PAOZZ	5310-00-141-1795	AN960-416	88044	WASHER, FLAT: 1/4 IN. ID	EA	48
23	25	PAFZZ	5410-00-467-2531	5-4-2067-29	81337	RING ASSEMBLY, LIFTING	EA	4
23	26	XAFZZ		5-4-2067-29-9	81337	CAP	EA	1
23	27	XBFZZ		AB2103	19704	NUT	EA	1
23	28	XAFZZ		5-4-2080-29-5	81337	RING ASSEMBLY, EYE BOLT	EA	1
23	29	XAFZZ		5-4-2080-29-1	81337	BRACKET ASSEMBLY, LIFTING RING	EA	1
23	30	PAFZZ	5310-00-237-7446	BN528-428-5-24	73197	NUT, BLIND: 1/4=28 UNF A	EA	48
23	30	PAFZZ	5340-00-042-8683	BN528-428-3-24	73197	NUT, BLIND: 1/4-28 UNF B	EA	24
23	30A	PAFZZ	5310-00-237-7446	BN528-428-5-24	73197	NUT, BLIND: 1/4-28 UNF B	EA	24
23	31	PAFZZ	5320-00-956-7355	AD64H	07707	RIVET, BLIND: DOMED HEAD, 3/16 IN. DIA	EA	36
23	32	XBFZZ		5-4-206&4-106	81337	PLATE, DOUBLER	EA	4
23	33	PAOZZ	5305-00-8242026	MS24694C47	96906	SCREW, MACHINE: CRESCENT, FLAT COUNTERSUNK HEAD, NO. 10-32 UNF, 11/32 IN. LG	EA	16
23	34	PAFZZ	5340-00-088-6546	VHC250-69S	18003	LATCH ASSEMBLY	EA	4

(1) ILLUSTRATION		(2)	(3)	(4)	(5)	(6)	(7)	(8)	
(a) FIG NO.	(b) ITEM NO.	SMR CODE	FEDERAL STOCK NUMBER	PART NUMBER	FSCM	DESCRIPTION	USABLE ON CODE	U/M	QTY INC IN UNIT
23	35	PAOZZ	5305-00-267-8974	MS90726-8	96906	SCREW, CAP: CADMIUM PLATED, HEXAGON HEAD, 1/4-28 UNF, 1 IN. LG		EA	40
23	36	PAOZZ	5310-00-550-1130	MS35333-40	96906	WASHER, LOCK: CADMIUM PLATED, INTERNAL TOOTH, 1/4 IN. ID		EA	40
23	37	XBFZZ		5-4-2064-55	81337	PLATE, SHEAR		EA	4
23	38	PAFZZ	5340-00-042-8683	BN528-428-3-24	73197	NUT, BLIND: 1/4-28 UNF A		EA	40
23	38	PAFZZ	5340-00-042-8683	BN528-428-3-24	73197	NUT, BLIND: 1/4-28 UNF B		EA	36
23	38A	PAFZZ	5320-00-106-4910	BN527-428-3	73197	NUT, BLIND: 1/4-28 UNF B		EA	4
23	39	PAFZZ	5320-00-956-7355	AD64H	07707	RIVET, BLIND: DOMED HEAD, 3/16 IN. DIA		EA	216
23	40	PAOZZ	5305-00-993-2463	MS35207-279	96906	SCREW, MACHINE: CADMIUM PLATED, PANHEAD, 1/4-28 UNF, 1/2 IN. LG		EA	16
23	41	PAFZZ	5320-00-882-8386	AD44H	07707	RIVET, BLIND: DOMED HEAD, 1/8 IN. DIA		EA	20
23	42	PAFZZ	5310-00-167-0816	AN960-6	88044	WASHER, FLAT CADMIUM PLATED, NO. 6		EA	20
23	43	MFFZZ		5-4-2155-69	81337	SEAL, BULB A MANUFACTURE FROM:		EA	4
23		XBFZZ		ZZR765	81348	RUBBER: SILICONE, CLASS 11A-50, COLOR OP, A 6 1/2 IN. LG REQUIRED FOR EACH SEAL		EA	1
23	43	MFFZZ		5-4-2007-69	81337	SEAL B MANUFACTURE FROM:		EA	4
23		XBFZZ		ZZR765	81348	RUBBER: SILICONE, CLASS 11A-50, COLOR OD, 1/16 B IN. BY 1-1/8 IN. BY 7-1/2 IN. LG REQUIRED FOR EACH SEAL		EA	1
23	44	XBHHH		5-4-2078-57	81337	FLOOR COVERING INSTALLATION A		EA	1
23	45	PAOZZ	8315-01-020-5532	5-4-2078-57-3	81337	TAPE, MYLAR: .008 IN. BY 2 IN. BY 25 FT LG REQUIRED A		EA	1
23	46	XBOZZ		700SCESA0023	01413	COVERING, CONDUCTIVE: 48 IN. WIDE X 96 IN. LG A		EA	1
23	46	PAOZZ		PRC19	83574	PRIMER B		GL	V
23	46A	PAOZZ		RC480	83574	COATING, RUBBER B		GL	V
23	47	PAFZZ	5320-00-956-7355	AD64H	07707	RIVET, BLIND: DOMED HEAD, 3/16 IN. DIA A		EA	188
23	48	XBFZZ		5-4-2063-47	81337	STRIP		EA	2
23	49	XBFZZ		5-4-2063-67	81337	STRIP		EA	2
23	50	MFFZZ		5-4-2155-68	81337	SEAL, BULB MANUFACTURE FROM:		EA	2
23		XBFZZ		ZZR765	81348	RUBBER: SILICONE, CLASS IIA-50, COLOR OD, 12 FT LG REQUIRED FOR EACH SEAL		EA	1
23	51	PAOZZ	5340-00-133-1974	MS20253P5-7200	96906	PIN, HINGE: CRESCENT, .129 IN. DIA, 11 FT 3 IN. LG		EA	2
23	52	PAOZZ	5305-01-042-8821	5-4-2001-113	81337	SCREW, MACHINE: CADMIUM PLATED, PANHEAD, SELF- LOCKING, NO. 10-24 UNC, 3/16 IN. L		EA	1
23	53	PAOZZ	5410-01-025-7675	B6	09094	LANYARD		EA	1
23	54	XBFZZ		MS17987C414	96906	PIN, QUICK RELEASE		EA	1
23	55	PAOZZ	5305-00-269-2803	MS90726-60	96906	SCREW, CAP: CADMIUM PLATED, HEXAGON HEAD, 3/8-24 UNF, 1 IN. LG		EA	2
23	56	XBFZZ		5-4-2048-28	81337	BRACKET, STOWAGE, LEVELING JACK (DELETED)		EA	1
23	57	XBFZZ		5-4-2004-135	81337	SPACER B		EA	1
23	58	PAFZZ	5410-00-466-7455	5-4-2079-4-129	81337	INSERT: 3/8-24 UNF		EA	2
23	59	PAOZZ	5305-00-267-8974	MS90726-8	96906	SCREW, CAP: CADMIUM PLATED, HEXAGON HEAD, 1/4-28 UNF, 1 IN. LG		EA	24
23	60	PAOZZ	5310-00-550-1130	MS35333-40	96906	WASHER, LOCK. CADMIUM PLATED, INTERNAL TOOTH, 1/4		EA	24
23	61	XBFZZ	5410-00-440-8996	5-4-1342-19	81337	PLATE ASSEMBLY, MOBILIZER ATTACHING		EA	4
23	62	PAFZZ	5340-00-042-8682	BN528-428-1-24	73197	NUT, BLIND: 1/4-28 UNF		EA	24
23	63	PAFZZ		AD64H	07707	RIVET, BLIND: DOMED HEAD, 3/16 IN. DIA		EA	76
23	64	XBFZZ	5320-00-956-7355	5-4-2061-40	81337	COVER, ELECTRICAL, FOXED END		EA	1
23	65	PAFZZ	5320-00-117-6840	MS20470ADS-7	96906	RIVET, SOLID: ALUMINUM, UNIVERSAL HEAD, 5/32 IN. A DIA 7/16 IN. LG		EA	8

(1) ILLUSTRATION		(2)	(3)	(4)	(5)	(6)	(7)	(8)
(a) FIG NO.	(b) ITEM NO.	SMR CODE	FEDERAL STOCK NUMBER	PART NUMBER	FSCM	DESCRIPTION USABLE ON CODE	U/M	QTY INC IN UNIT
23	65	PAFZZ	5320-00-956-7355	AD64H	07707	RIVET, BLIND: DOMED HEAD, 3/16 IN. DIA B	EA	8
23	66	PAFZZ	5320-00-956-7355	AD64H	07707	RIVET, BLIND: DOMED HEAD, 3/16 IN. DIA	EA	22
23	66A	PAFZZ	5320-00-420-2165	AK64H	07707	RIVET, BLIND: FLAT COUNTERSUNK HEAD 3/16 IN. DIA B	EA	6
23	67	PAFZZ	5305-00-499-1138	5-4-2079-8-58	81337	SCREW, MACHINE: CADMIUM PLATED, FLAT COUNTERSUNK HEAD, 5/16-18 UNC, 1 IN. LG	EA	33
23	68	PAFZZ	5320-00-932-1972	AD42H	07707	RIVET, BLIND: DOMED HEAD, 1/8 IN. DIA	EA	10
23	69	XBFZZ		5-4-2070-56	81337	PLATE, INSTRUCTION	EA	1
23	70	XBFZZ		5-4-2070-118	81337	PLATE, IDENTIFICATION	EA	1
23	71	PAOZZ		5-4-2079-113	81337	SCREW, MACHINE: CADMIUM PLATED, PANHEAD, SELF- LOCKING NO 10-24 UNC, 3/16 IN. LG	EA	3
23	72	PAOZZ	5410-01-025-7675	B6	09094	LANYARD	EA	3
23	73	XBFZZ		MS17987C414	96906	PIN, QUICK RELEASE	EA	3
23	74	PAOZZ	5305-00-269-2803	MS90726-60	96906	SCREW, CAP: CADMIUM PLATED, HEXAGON HEAD, 3/8-24 UNF, 1 IN. LG	EA	6
23	75	XBFZZ		5-4-2048-28	81337	BRACKET, STOWAGE, LEVELING JACK	EA	3
23	76					(DELETED)		
23	76	XBFZZ		5-4-2004-110	81337	SPACER B	EA	3
23	77	PAFZZ	5410-00-466-7455	5-4-2079-4-1278	81337	INSERT: 3/8-24 UNF	EA	6
23	78	PAFZZ	5320-00-956-7355	AD64H	07707	RIVET, BLIND: DOMED HEAD, 3/16 IN. DIA	EA	3
23	79	PBFZZ	5340-00-514-0131	5-4-2004-68	81337	STRIKE, MODIFIED: LH	EA	1
23	80	PBFFF	5410-00-466-7438	5-4-2011-32	81337	TREAD PLATE ASSEMBLY: UPPER	EA	1
23	81	PAFZZ	5320-00-117-7289	MS20426AD6-9	96906	RIVET, SOLID: ALUMINUM, FLAT COUNTERSUNK HEAD, 3/16 IN. DIA, 9/16 IN. LG	EA	6
23	82	PBFZZ	5340-00-514-0095	5-4-2011-31-2	81337	HINGE	EA	2
23	83	MFFZZ		5-4-2011-32-3	81337	ANGLE MANUFACTURE FROM:	EA	2
23		XBFZZ		QQA200-8	81348	ANGLE: ALUMINUM, TYPE 6061T6, 1/4 IN. BY 1 IN. BY 1 IN. BY 1/8 IN. LG REQUIRED FOR EACH ANGLE	EA	1
23	84	PBFZZ	5410-00-466-7445	5-4-2011-32-1	81337	PLATE, TREAD	EA	1
23	85	PBFZZ	5410-00-466-7429	5-4-2011-31	81337	TREAD PLATE ASSEMBLY: LOWER	EA	1
23	86	PAFZZ	5320-00-117-7289	MS20426AD6-9	96906	RIVET, SOLID: ALUMINUM, FLAT COUNTERSUNK HEAD, 3/16 IN. DIA, 9/16 IN. LG	EA	6
23	87	PBFZZ	5340-00-514-0095	5-4-2011-31-2	81337	HINGE	EA	2
23	88	XBFZZ		5-4-2011-31-1	81337	PLATE, TREAD	EA	1
23	89	PAFZZ	5320-00-882-8386	AD44H	07707	RIVET, BLIND: DOMED HEAD, 1/8 IN. DIA	EA	10
23	90	XFFZZ		5-4-2023-39	81337	PLATE, COVER OUTLET BOX	EA	1
23	91	PAFZZ	5320-00-956-7355	AD64H	07707	RIVET, BLIND: DOMED HEAD, 3/16 IN. DIA	EA	3
23	92	PBFZZ	5320-00-514-0145	5-4-2004-59	81337	STRIKE, MODIFIED: RH	EA	1
23	93	PAFZZ	5305-00-504-7315	5-4-2003-120	81337	SCREW, CAP: CRESCENT, SHOULDERED, 3/8-16 UNC, 1/2 IN. LG	EA	2
23	94	PAOZZ	5310-00-503-0582	5-4-2003-121	81337	WASHER, FLAT: ALUMINUM, 1/8 IN. BY 2 1/2 IN. OD BY 17/32 IN. LG	EA	2
23	95	XBFZZ		5-4-2003-119	81337	SPACER	EA	2
23	96	PAFZZ	5306-00-838-7487	NAS1105-4	80205	BOLT, HEXAGON HEAD: CADMIUM PLATED, 5/16-24 A UNF, 5/8 IN. LG	EA	14
23	96	PAFZZ	5305-00-051-4075	MS90727-33	96906	BOLT, HEXAGON HEAD: CADMIUM PLATED, 5/16-24 B UNF, 5/8 IN. LG	EA	14
23	97	PAFZZ	5310-00-167-0820	AN960-516	88044	WASHER, FLAT: CADMIUM PLATED, 5/16 IN. ID	EA	14
23	98	PAOZZ	5305-00-915-2549	NAS1102-5-12	80205	SCREW, MACHINE, CADMIUM PLATED, FLATHEAD, 5/16-24 UNF, 3/4 IN. LG	EA	12
23	99	XBFZZ		5-4-2174-123	81337	TENSION AND GUIDE PLATE ASSEMBLY	EA	1
23	100	XBFZZ		5-4-2174-122	81337	TENSION AND GUIDE PLATE ASSEMBLY	EA	1

(1) ILLUSTRATION		(2)	(3)	(4)	(5)	(6)	(7)	(8)
(a) FIG NO.	(b) ITEM NO.	SMR CODE	FEDERAL STOCK NUMBER	PART NUMBER	FSCM	DESCRIPTION USABLE ON CODE	U/M	QTY INC IN UNIT
23	101	PAFZZ	5320-00-182-4602	BN528-524-3-24	73197	NUT, BLIND: 5/16-24 UNF A	EA	18
23	101	PAFZZ	5320-00-182-4602	BN528-524-3-24	73197	NUT, BLIND: 5/16-24 UNF B	EA	16
23	101A	PAFZZ		5-4-2079-140	81337	NUT, BLIND: 5/16-24 UNF B	EA	2
23	102	PAFZZ	5310-00-234-5135	BN528-524-1-24	73197	NUT, BLIND: 5/16-24 UNF	EA	8
23	103	XBFZZ		5-4-2174-124	81337	SPACER	EA	2
23	104	PAFZZ	5320-00-274-8149	1604-0412	19738	RIVET, BLIND: COUNTERSUNK HEAD, 1/8 IN. DIA	EA	4
23	105	XBFZZ		5-4-2008-51	81337	DOUBLER, WATER BOX	EA	1
23	106	XBFZZ		5-4-2008-50	81337	DOUBLER, WATER BOX	EA	1
23	107	PAFZZ	5410-00-467-2528	5-4-2079-4-130	81337	INSERT: CRESCENT, NO. 10-32 UNF	EA	26
23	107A	PAFZZ	5320-00-420-2165	AK64H	07707	RIVET, BLIND: FLAT COUNTERSUNK HEAD, 3/16 IN. DIA B	EA	3
23	108	PAFZZ	5320-00-956-7355	AD64H	07707	RIVET, BLIND: DOMED HEAD, 3/16 IN. DIA	EA	11
23	109	PAOZZ	5305-00-269-2803	MS90725-60	96906	SCREW, CAP: CADMIUM PLATED, HEXAGON HEAD, 3/8-16 UNC, 1 IN. LG	EA	105
23	110	PAOZZ	5310-00-595-7237	M535333-42	96906	WASHER, LOCK: ADMIMUM PLATED, INTERNAL TOOTH, 3/8	EA	105
23	111	PAOZZ	5310-00-080-6004	MS27183-14	96906	WASHER, FLAT: ADMIMUM PLATED, .406 IN. ID, .812 IN. OD	EA	105
23	112	XBOZZ		M524693S140	96906	SCREW, MACHINE: ADMIMUM PLATED, FLAT COUNTERSUNK HEAD, 3/8-16 UNC, 3/4 IN. LG	EA	3
23	113	XBFFF		1230877-101	05699	PLATE ASSEMBLY, FIXED FLOOR, INLET END	EA	1
23	113	XBFFF		5-4-2062-41	81337	COVER ASSEMBLY, FIXED FLOOR, INLET END	EA	1
23	114	XAFZZ		1230877-17	05699	LINER, DUCT A	EA	1
23	114	XAFZZ		5-4-2062-41-5	81337	LINER, DUCT B	EA	1
23	115	PAFZZ	5320-00-236-3929	1604-0615	19738	RIVET, SOLID: /16 IN. DIA	EA	3
23	115	PAFZZ	5320-00-117-6828	1601-613	19738	RIVET, SOLID: 3/16 IN. DIA	EA	3
23	116	XAFZZ		1230877-7	05699	ANGLE	EA	1
23	116	XAFZZ		5-4-2062-41-2	81337	ANGLE	EA	1
23	117	PAFZZ	5320-00-117-7287	MS20426AD6-7	96906	RIVET, SOLID: ALUMINUM, FLAT COUNTERSUNK HEAD, 3/16 IN. DIA, 7/16 IN. LG	EA	66
23	118	XAFZZ		1230877-13	05699	STIFFENER A	EA	3
23	118	XAFZZ		5-4-2157-41-3	81337	STIFFENER B	EA	3
23	119	XAFZZ		1230877-15	05699	STIFFENER A	EA	2
23	119	XAFZZ		5-4-2157-41-4	81337	STIFFENER B	EA	2
23	120	XAFZZ		1230877-1	05699	PLATE A	EA	1
23	120	XAFZZ		5-4-2306-41-1	81337	PLATE B	EA	1
23	121	XBFFF		1230877-105	05699	PLATE ASSEMBLY, FIXED FLOOR INTERMEDIATE A	EA	2
23	121	XBFFF		5-4-2062-42	81337	COVER ASSEMBLY, FIXED FLOOR INTERMEDIATE B	EA	2
23	122	XAFZZ		1230877-21	05699	LINER, DUCT A	EA	1
23	122	XAFZZ		5-4-2062-42-4	81337	LINER, DUCT B	EA	1
23	123	PAFZZ	5320-00-236-3929	1604-0615	19738	RIVET, SOLID: 3/16 IN. DIA A	EA	12
23	123	PAFZZ	5320-00-117-6828	1601-613	19738	RIVET, SOLID: 3/16 IN. DIA B	EA	12
23	124	XAFZZ		1230877-11	05699	ANGLE A	EA	1
23	124	XAFZZ		5-4-2062-42-2	81337	ANGLE B	EA	1
23	125	PAFZZ	5320-00-117-7287	MS20426AD6-7	96906	RIVET, SOLID: ALUMINUM, FLAT COUNTERSUNK HEAD, 3/16 IN. DIA, 7/16 IN. LG	EA	168
23	126	XAFZZ		1230877-13	05699	STIFFENER A	EA	1
23	126	XAFZZ		5-4-2157-42-3	81337	STIFFENER B	EA	1
23	127	XAFZZ		1230877-5	05699	PLATE A	EA	1
23	127	XAFZZ		5-4-2306-42-1	81337	PLATE B	EA	1
23	128	XBFFF		1230877-103	05699	PLATE ASSEMBLY, FIXED FLOOR OUTLET END A	EA	1

(1) ILLUSTRATION		(2)	(3)	(4)	(5)	(6)	(7)	(8)
(a) FIG NO.	(b) ITEM NO.	SMR CODE	FEDERAL STOCK NUMBER	PART NUMBER	FSCM	DESCRIPTION USABLE ON CODE	U/M	QTY INC IN UNIT
23	128	XBFFF		5-4-2062-43	81337	COVER ASSEMBLY, FIXED FLOOR OUTLET END B	EA	1
23	129	XAFZZ		1230877-19	05699	LINER, DUCT A	EA	1
23	129	XAFZZ		5-4-2306-43-7	81337	LINER, DUCT B	EA	1
23	130	PAFZZ	5320-00-117-6828	1604-0615	19738	RIVET, SOLID: 3/16 IN. DIA A	EA	4
25	130	PAFZZ		1601-613	19738	RIVET, SOLID:3/16 IN. DIA B	EA	4
23	131	XAFZZ		1230877-9	05699	ANGLE A	EA	1
23	131	XAFZZ		5-4-2062-43-2	81337	ANGLE B	EA	1
23	132	PAFZZ	5320-00-117-7287	MS20426AD6-7	96906	RIVET, SOLID: ALUMINUM, COUNTERSUNK HEAD, 3/16 IN. DIA, 7/16 IN. LG	EA	50
23	133	XAFZZ		1230877-25	05699	STIFFENER A	EA	1
23	133	XAFZZ		5-4-2157-43-6	81337	STIFFENER B	EA	1
23	134	XAFZZ		1230877-23	05699	STIFFENER A	EA	1
23	134	XAFZZ		5-4-2306-43-5	81337	STIFFENER B	EA	1
23	135	XAFZZ		1230877-15	05699	STIFFENER A	EA	1
23	135	XAFZZ		5-4-2157-43-4	81337	STIFFENER B	EA	1
23	136	XAFZZ		1230877-13	05699	STIFFENER A	EA	1
23	136	XAFZZ		5-4-2157-43-3	81337	STIFFENER B	EA	1
23	137	XAFZZ		1230877-3	05699	PLATE A	EA	1
23	137	XAFZZ		5-4-2306-43-1	81337	PLATE B	EA	1

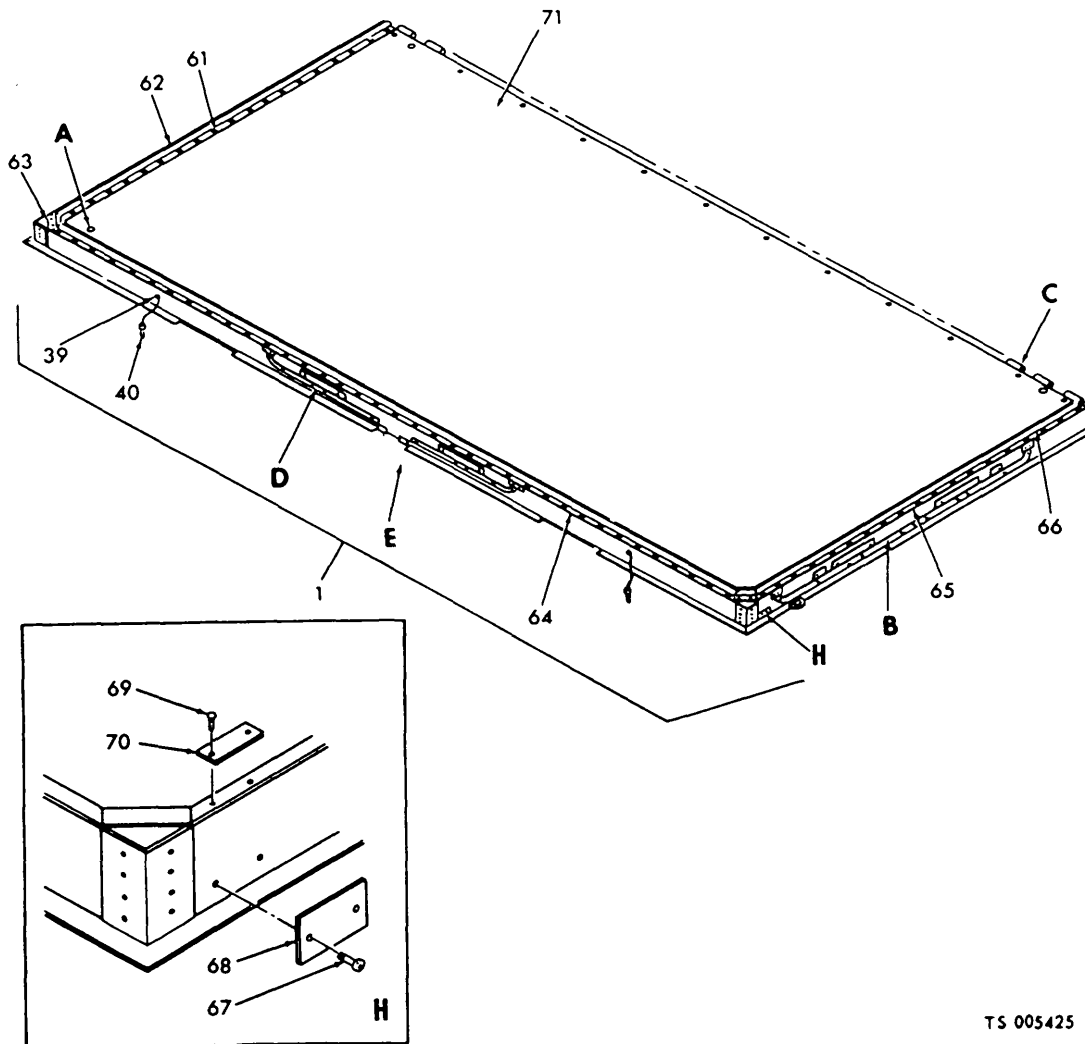


TS 005424

(1) ILLUSTRATION		(2)	(3)	(4)	(5)	(6)	(7)	(8)
(a) FIG NO.	(b) ITEM NO.	SMR CODE	NATIONAL STOCK NUMBER	PART NUMBER	FSCM	DESCRIPTION	USABLE ON CODE	QTY INC IN UNIT
24	1	PBOFF	5410-00-022-2670	5-4-2068-30	81337	SUPPORT ASSEMBLY, FOLDING ROOF		EA 4
24	2	PAOZZ	5306-00-582-6901	AN6C-26A	88044	BOLT, MACHINE: CRESCENT, 3/8-24 UNF, 2 53/64 IN. LG		EA 1
24	3	PAOZZ	5310-00-167-0821	AN960-616	88044	WASHER, FLAT: CADMIUM PLATED, 3-8		EA 2
24	4	PAOZZ	5310-00-950-0039	NAS1021N6	80205	NUT, SELF-LOCKING, HEXAGON: 3/8-24 UNF		EA 1
24	5	PAOZZ	5410-00-440-9984	5-4-2068-30-3	81337	PIVOT EYE WELDMENT		EA 1
24	5A	PAOZZ		5-4-2068-30-12	81337	PIN, SAFETY B		EA 1

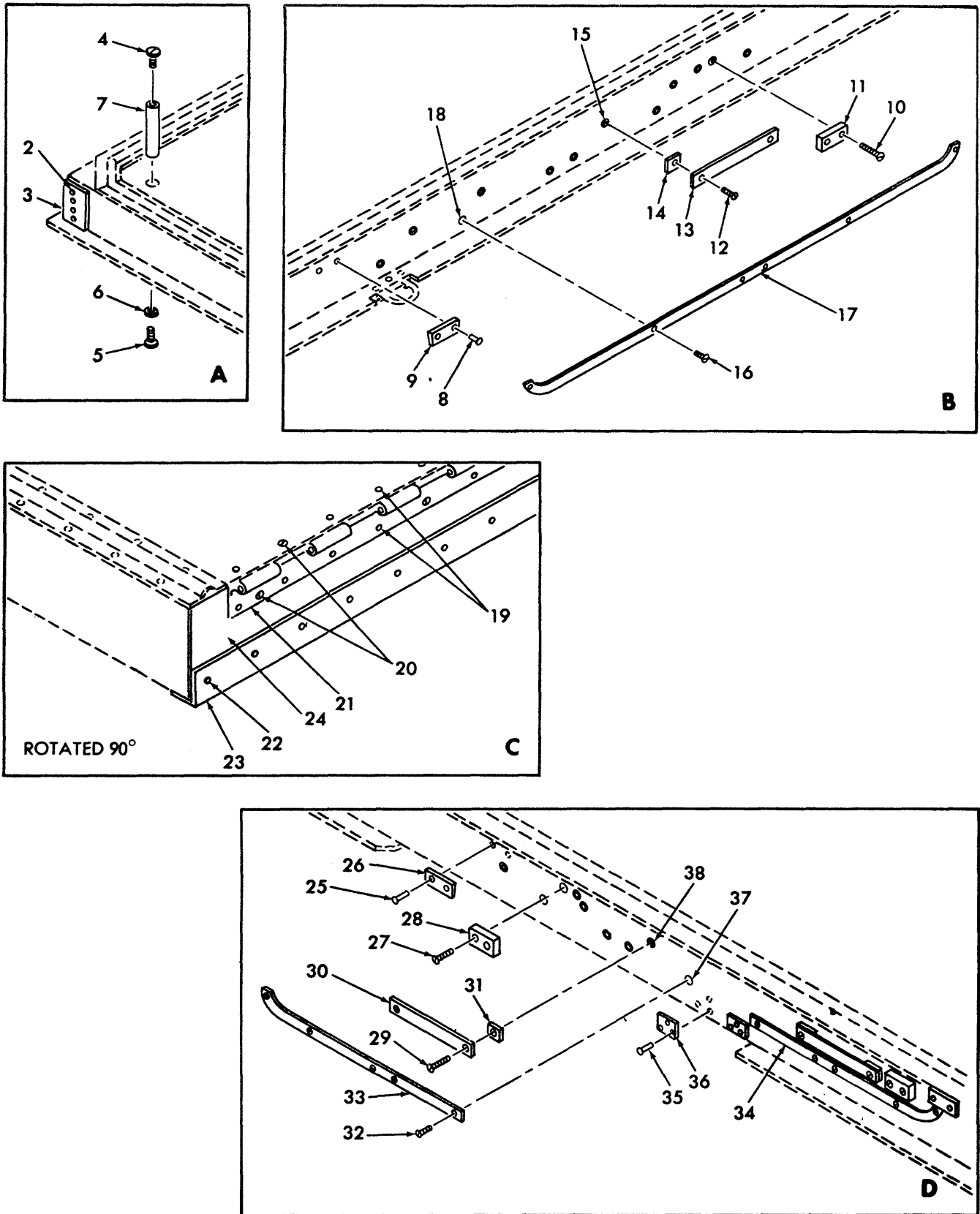
Figure 24. Folding roof support assembly.

(1) ILLUSTRATION		(2)	(3)	(4)	(5)	(6)	(7)	(8)
(a) FIG NO.	(b) ITEM NO.	SMR CODE	FEDERAL STOCK NUMBER	PART NUMBER	FSCM	DESCRIPTION	USABLE ON CODE	QTY INC IN UNIT
24	6	PAOZZ		BLS5R16S	84256	PIN, DETENT A		EA 1
24	6	PAOZZ	5340-00-177-4081	MS17987-516	96906	PIN, QUICK RELEASE B		EA 1
24	7	PAOZZ		BLS5R23S	84256	PIN, DETENT A		EA 1
24	8	PBOZZ	4010-00-909-5799	L12T4V	84256	CABLE ASSEMBLY A		EA 2
24	8	PBOZZ	4010-00-909-5799	L12T4V	84256	CABLE ASSEMBLY B		EA 1
24	9	PAOZZ	5410-00-440-9981	5-4-2068-30-2	81337	STRUT, WELDMENT		EA 1
24	10	PAOZZ	5306-00-637-7694	AN6C24A	88044	BOLT, MACHINE: CRESCENT, 3/8-24 UNF, 2 37/64 IN. LG		EA 1
24	11	PAOZZ	5310-00-167-0821	AN960-616	88044	WASHER, FLAT: CADMIUM PLATED, 3/8		EA 2
24	12	PAOZZ	5310-00-950-0039	MS21044N6	96906	NUT, SELF-LOCKING, HEXAGON: 3/8-24 UNF		EA 1
24	13	PBOZZ	5410-00-440-9979	5-4-2068-30-1	81337	STRUT, EXTENSION WELDMENT		EA 1
24	14	PBOZZ	5410-00-440-9988	5-4-2068-30-4	81337	PEDESTAL		EA 1



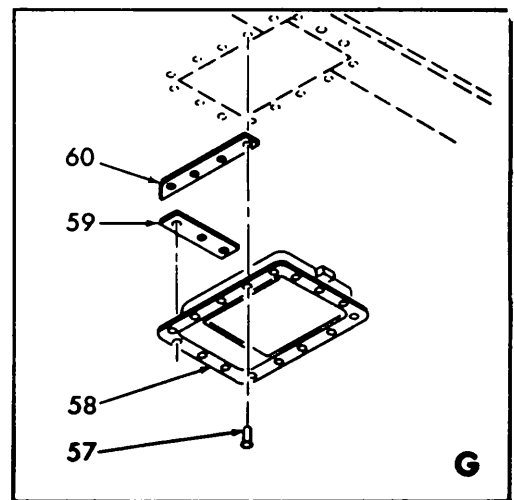
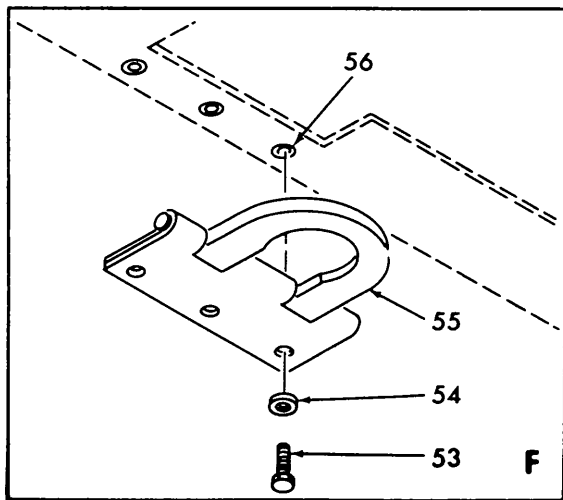
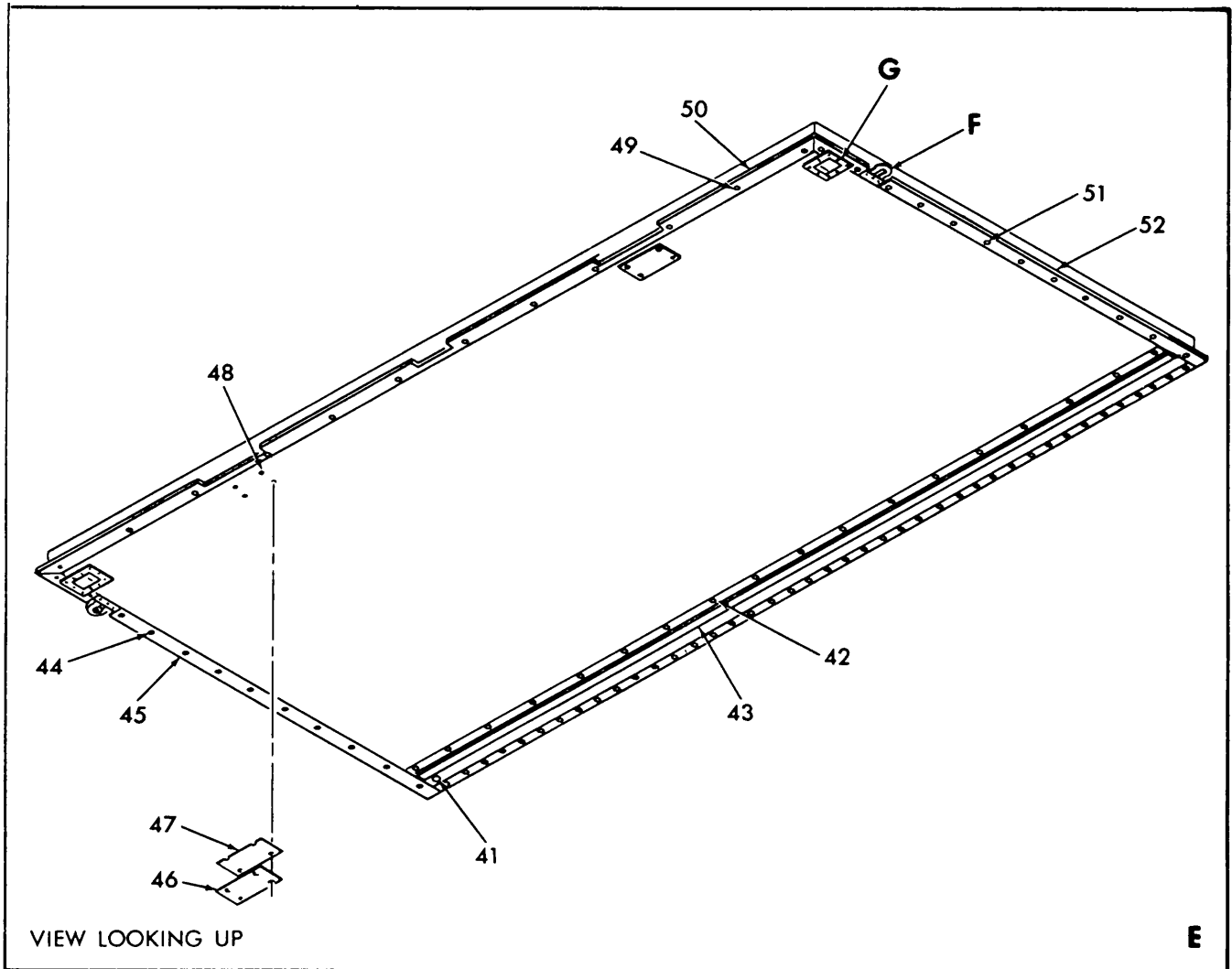
TS 005425

Figure 25. Right and left hand folding floor assemblies (Sheet 1 of 3).



TS 005469

Figure 25. Right and left hand folding floor assemblies (Sheet 2 of 3).

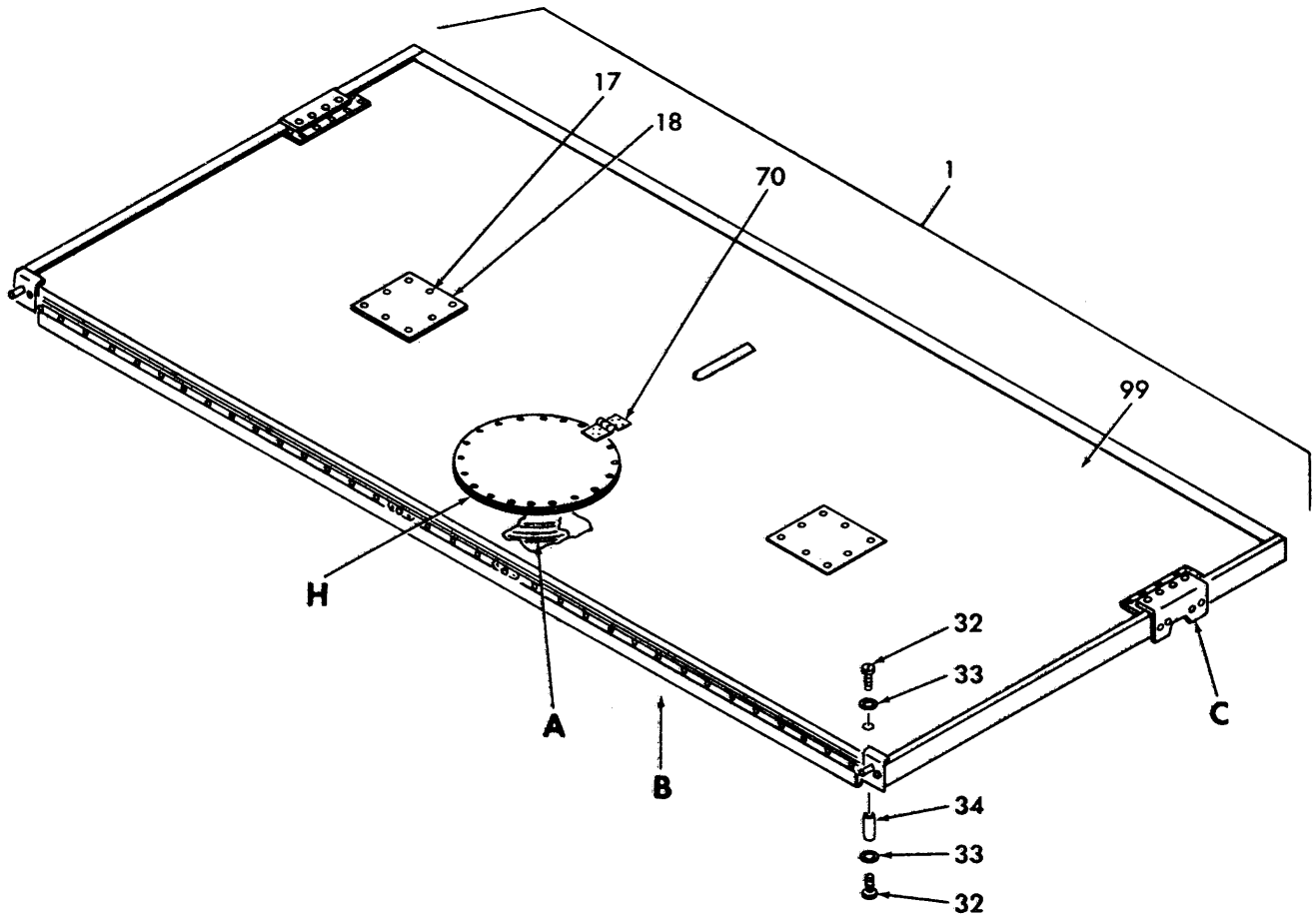


TS 005470

Figure 25. Right and left hand folding floor assemblies (Sheet 3 of 3).

(1) ILLUSTRATION		(2)	(3)	(4)	(5)	(6)	(7)	(8)
(a) FIG NO.	(b) ITEM NO.	SMR CODE	NATIONAL STOCK NUMBER	PART NUMBER	FSCM	DESCRIPTION USABLE ON CODE	U/M	QTY INC IN UNIT
25	1	PBFHH	5410-00-466-700	5-4-2035-6	81337	FLOOR ASSEMBLY, FOLDING, RIGHT HAND (COMPONENTS SAME AS FLOOR ASSEMBLY, FOLDING, P/N 5-4-2035-7 (81337), EXCEPT WHERE INDIVIDUAL COMPONENTS ARE ANNOTATED)	EA	1
25	1	PBFHH	5410-00-466-7413	5-4-2035-7	81337	FLOOR ASSEMBLY, FOLDING, LEFT HAND	EA	1
25	2	PAFZZ	5320-00-874-4471	AD45H	07707	RIVET, BLIND: DOMED HEAD, 1/8 IN. DIA	EA	16
25	3	XBFZZ		5-4-2032-6-27	81337	ANGLE, EXTRUDED	EA	2
25	4	PAOZZ	5305-00-958-2918	MS52693C26	96906	SCREW, MACHINE: CRESCENT, FLATHEAD, NO. 6-32 UNC, 3/8 IN. LG	EA	1
25	5	PAOZZ	5305-00-054-6652	MS51957-28	96906	SCREW, MACHINE: CRESCENT, ROUNDHEAD, NO. 6-32 UNC, 3/8 IN. LG	EA	1
25	6	PAOZZ	5310-00-638-9857	AN960C6L	88044	WASHER, FLAT: CRESCENT, NO. 6	EA	1
25	7	XBFZZ		5-4-2036-26	81337	ROD, GROUNDING	EA	1
25	8	PAFZZ	5320-00-874-44171	AD45H	07707	RIVET, BLIND: DOMED HEAD, 1/8 IN. DIA (USE WITH FLOOR ASSEMBLY, P/N 5-4-2035-6 (81337), ONLY)	EA	8
25	9	PBFZZ	5410-00-466-7408	MS24694C100	81337	WEDGE, BELLOWS (USE WITH FLOOR ASSEMBLY, P/N 5-4-2035-6 (81337), ONLY)	EA	4
25	10	PAOZZ	5305-00-403-2679	MS246935298	96906	SCREW, MACHINE: FLAT COUNTERSUNK HEAD 1/13-25 UNF 1 IN. LG (USE WITH FLOOR ASSEMBLY, P/N 5-11-2035-(81337), ONLY)	EA	8
25	11	PBFZZ	5410-00-466-7107	5-4-2032-341	81337	STABILIZER, TREAD PLATE (USE WITH FLOOR ASSEMBLY, P/N 5-4-2035-6 (81337), ONLY)	EA	1
25	12	PAOZZ	5305-00-054-9241	MS24694-100	96906	SCREW, MACHINE: FLAT COUNTERSUNK HEAD, 1/4.28 UNF, 29/32 IN. LG (USE WITH FLOOR ASSEMBLY, P/N 5-1-2035-6 (81337), ONLY)	EA	8
25	13	XBFZZ		5-4-2032-6-31	81337	BRACKET (USE WITH FLOOR ASSEMBLY, P/N 5-4-2035-6 (81337), ONLY)	EA	4
25	14	PAFZZ	5365-00-199-1642	5-4-2032-6-32	81337	SPACER (USE WITH FLOOR ASSEMBLY, P/N 5-11-2035-6 (81337), ONLY)	EA	8
25	15	PAFZZ	5410-00-018-7382	BN528-428-2-24	73197	NUT, BLIND: 1/4-28 UNF (USE WITH FLOOR ASSEMBLY, P/N 5-4-2035-6 (81337), ONLY)	EA	16
25	16	PAOZZ	5305-00-957-7819	MS24693530	96906	SCREW, MACHINE: FLAT COUNTERSUNK HEAD, NO. 6-32 UNC, 3/4 IN. LG (USE WITH FLOOR ASSEMBLY, P/N 5-4-2035-6 (81337), ONLY)	EA	12
25	17	XBFZZ		5-4-2122-6-35	81337	FRAME, BELLOWS (USE WITH FLOOR ASSEMBLY, P/N 5-4-2035-6 (81337), ONLY)	EA	2
25	18	XBFZZ		A6B75	03481	NUT BLIND: NO. 6-32 UNC, 5/8 IN. LG (USE WITH FLOOR ASSEMBLY, P/N 5-4-2035-6 (81337), ONLY)	EA	12
25	19	PAFZZ	5320-00-236-3929	1604-0615	19738	RIVET, BLIND: FLAT COUNTERSUNK HEAD, 3/16 IN. DIA	EA	80
25	20	PAFZZ	5305-00-054-9241	MS24694C100	96906	SCREW, MACHINE: FLAT COUNTERSUNK HEAD, 5/16-18 UNC, 1 IN. LG	EA	27
25	21	PBFZZ	5340-00-490-2093	5-2113-623	81337	HINGE HALF	EA	1
25	22	PAFZZ	5320-00-882-8386	AD44H	07707	RIVET, BLIND: DOMED HEAD, 1/8 IN. DIA	EA	93
25	23	PBHHH	5410-00-466-7410	5-4-2035-6-8	81337	ANGLE	EA	1
25	24	XBFZZ		5-4-2036-6-22	81337	CLOSEOUT	EA	1
25	25	PAFZZ	5320-00-874-4471	AD45H	07707	RIVET, BLIND: DOMED HEAD, 1/8 IN., DIA	EA	4
25	26	PAFZZ	5410-00-466-7410	5-11-2032-630	81337	WEDGE, BELLOWS	EA	2
25	27	PAOZZ	5305-00-043-2679	MS216935298	96906	SCREW, MACHINE: FLAT COUNTERSUNK HEAD, 1/4-28 UNF, 1 IN. LG	EA	4
25	28	PBFZZ	5410-00-466-7407	5-4-2032-34	81337	STABILIZER, TREAD PLATE	EA	2
22	29	PAOZZ	5305-00-054-9241	MS24694C100	96906	SCREW, MACHINE: FLAT COUNTERSUNK HEAD, 1/4-28 UNF, 29/32 IN. LG	EA	4
25	30	XBFFZ		5-11-2032-6-31	81337	BRACKET	EA	2
25	31	PAFZZ	5365-00-499-6142	5-4-2032-6-32	81337	SPACER	EA	4
25	32	PAOZZ	5305-00-957-7819	MS2469S300	96906	SCREW, MACHINE: FLAT COUNTERSUNK HEAD, NO. 6-32 UNC, 3/4 IN. LG	EA	10
25	33	XBFZZ		5-4-2122-6-28	81337	FRAME, BELLOWS	EA	1
25	34	XBFZZ		5-4-2122-6-29	81337	FRAME, BELLOWS	EA	1
25	35	PAFZZ	5320-00-956-7355	AD64H	07707	RIVET, BLIND: DOMED HEAD, 3/16 IN. DIA	EA	6
25	36	PAOZZ	5325-00-550-4360	NO2	82240	PLATE, KEEPER	EA	2
25	37	XBFZZ		AM75	03481	NUT, BLIND: NO. 6-32 UNC, 5/8 IN. LG	EA	10
25	38	PAFZZ	5410-00-018-7382	BN52-428-2-24	73197	NUT, BLIND: 1/4-28 UNF	EA	12

(1) ILLUSTRATION		(2)	(3)	(4)	(5)	(6)	(7)	(8)
(a) FIG NO.	(b) ITEM NO.	SMR CODE	NATIONAL STOCK NUMBER	PART NUMBER	FSCM	DESCRIPTION USABLE ON CODE	U/M	QTY INC IN UNIT
25	39	PAFZZ	5320-00-882-8386	AD44H	07707	RIVET, BLIND: DOMED HEAD, 1/8 IN. DIA	EA	2
25	40	PAOZZ	5340-00-101-8581	BLDS6-30L12	84256	PIN, BALL LOCK	EA	2
25	41	PAFZZ	5310-00-194-8023	A10B130	03481	NUT, BLIND: NO. 10-32 UNF, 27/32 IN. LG	EA	1
25	42	PAFZZ	5320-00-932-1972	AD42H	07707	RIVET, BLIND: DOMED HEAD, 1/8 IN. DIA	EA	32
25	43	XBHZZ		5-4-2157-6-9	81337	CHANNEL, EXTRUDED	EA	1
25	44	PAFZZ	5320-00-956-7355	AD64H	07707	RIVET, BLIND: DOMED HEAD, 3/16 IN. DIA	EA	12
25	45	XBFZZ		5-4-2032-6-6	81337	EXTRUSION, RIGHT HAND (USE WITH FLOOR ASSEMBLY, P/N 5-4-2035-6 (81337), ONLY)	EA	1
25	45	XBFZZ		5-4-2032-7-6	81337	EXTRUSION, LEFT HAND (USE WITH FLOOR ASSEMBLY, P/N 5-4-2035-7 (81337), ONLY)	EA	1
25	46	XBFZZ		5-4-2032-6-17	81337	PLATE, DOUBLER	EA	2
25	47	XBFZZ		5-4-2032-6-25	81337	PLATE, DOUBLER	EA	2
25	48	PAFZZ	5310-00-237-7446	BN528-428-5-24	73197	NUT, BLIND: 1/4-28 UNF	EA	8
25	49	PAFZZ	5320-00-956-7355	AD64H	07707	RIVET, BLIND: DOMED HEAD, 3/16 IN. DIA	EA	12
25	50	PBFZZ	5410-00-466-7411	5-4-2032-6-7	81337	EXTRUSION	EA	1
25	51	PAFZZ	5320-00-956-7355	AD64H	07707	RIVET, BLIND: DOMED HEAD, 3/16 IN. DIA	EA	12
25	52	XBFZZ		5-4-2032-6-5	81337	EXTRUSION: RH (USE WITH FLOOR ASSEMBLY, P/N 5-4-2032-6 (81337), ONLY)	EA	1
25	52	XBFZZ	5410-00-466-7402	5-4-2032-7-5	81337	EXTRUSION: LH (USE WITH FLOOR ASSEMBLY, P/N 5-4-2032-7 (81337), ONLY)	EA	1
25	53	PAFZZ	5306-00-151-1427	AN4-5A	88044	BOLT, MACHINE: 1/4-28 UNF, 21/32 IN. LG	EA	6
25	54	PAFZZ	5310-00-550-1130	MS35333-40	96906	WASHER, LOCK: INTL TOOTH, CD PLTD, 1/4	EA	6
25	55	PAFZZ	5410-00-299-1182	SP2804-2	96603	RING, TIE DOWN	EA	2
25	56	PAFZZ	5340-00-042-8683	BN528-428-3-24	73197	NUT, BLIND: 1/4-28 UNF	EA	6
25	57	PAFZZ	5320-00-932-1972	AD42H	07707	RIVET, BLIND: DOMED HD, 1/8 IN. DIA	EA	32
25	58	PAFZZ	5340-00-515-1711	4879	19220	HANDLE	EA	2
25	59	PAFZZ	5365-00-536-1945	5-4-2032-6-19	81337	SHIM, DOOR LOCK	EA	4
25	60	PAFZZ	5365-00-536-1946	5-4-2032-6-18	81337	SHIM, DOOR LOCK	EA	4
25	61	PAFZZ	5320-00-274-8149	1604-0412	19738	RIVET, BLIND: FLAT CSK HD, 1/8 IN. DIA	EA	192
25	62	XBFZZ		5-4-2032-6-13	81337	RETAINER ASSEMBLY, GASKET	EA	1
25	63	XBFZZ		5-4-2032-6-15	81337	RETAINER ASSEMBLY, GASKET	EA	2
25	64	XBFZZ		5-4-2032-6-14	81337	RETAINER ASSEMBLY, GASKET	EA	1
25	65	XBFZZ		5-4-2032-6-10	81337	RETAINER ASSEMBLY, GASKET	EA	1
25	66	MFFZZ		5-4-2155-8-10	81337	SEAL, BULB	EA	V
25		PFFZZ	9390-01-031-9537	ZZ-R-765	81348	MANUFACTURE FROM: SILICONE RUBBER: CLASS 11A-50, COLOR CD, 23 1/2 FT LG REQUIRED		
25	67	PAOZZ	5305-00-043-2679	MS246935298	96906	SCREW, MACHINE: FLAT COUNTERSUNK HEAD, 1/4-28 UNF, B 1 IN. LG	EA	4
25	68	XBFZZ		5-4-2032-6-64	81337	PLATE, DOUBLER (USE WITH FLOOR ASSEMBLY, P/N 5-4-2035-6 B (81337), ONLY)	EA	2
25	68	XBFZZ		5-4-2032-7-58	81337	PLATE, DOUBLER (USE WITH FLOOR ASSEMBLY, P/N 5-4-2035-7 B (81337), ONLY)	EA	2
25	69	PAFZZ	5320-00-420-2165	AK64H	07707	RIVET, BLIND: COUNTERSUNK HEAD, 3/16 IN. DIA B	EA	f
25	70	XBFZZ		5-4-2035-6-65	81337	PLATE, DOUBLER (USE WITH FLOOR ASSEMBLY, P/N 5-4-2035-6 B (81337), ONLY)	EA	4
25	70	XBFZZ		5-4-2035-7-59	81337	PLATE, DOUBLER (USE WITH FLOOR ASSEMBLY, P/N 5-4-2035-7 B (81337), ONLY)	EA	4
25	71	PBFZZ	5410-00-448-9563	5-4-2121-6-1	81337	PANEL ASSEMBLY	EA	1



TS 005426

Figure 26. Left and right hand folding roof assemblies (Sheet 1 of 4).

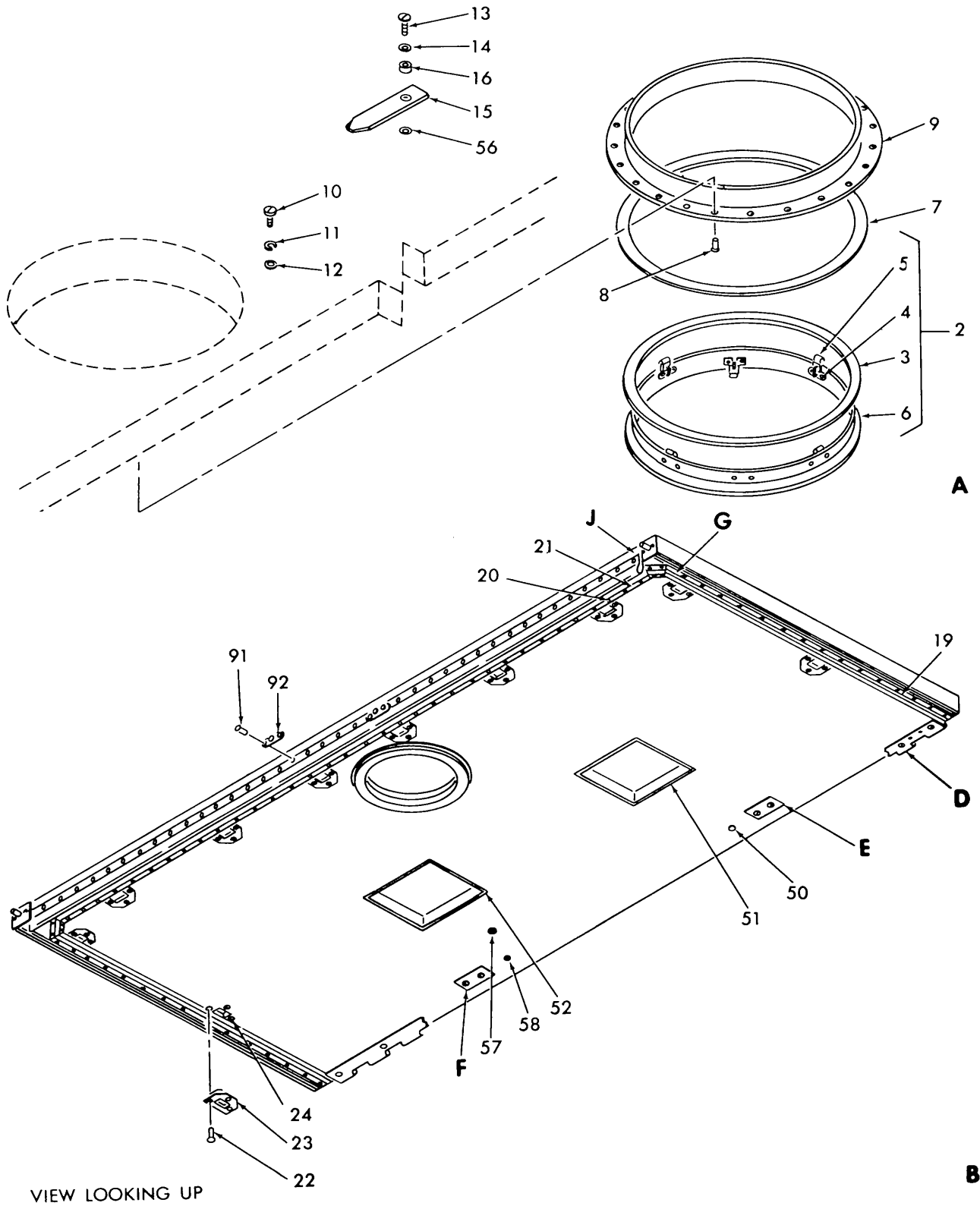
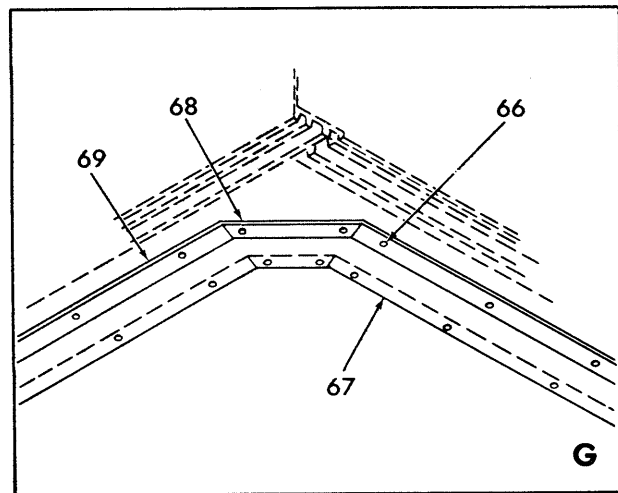
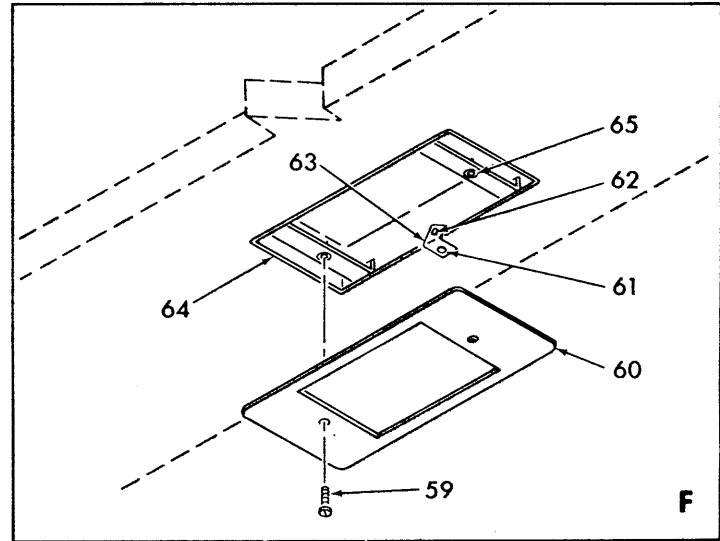
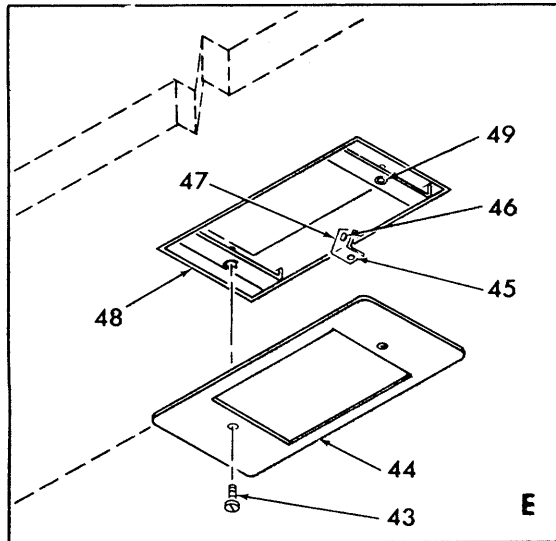
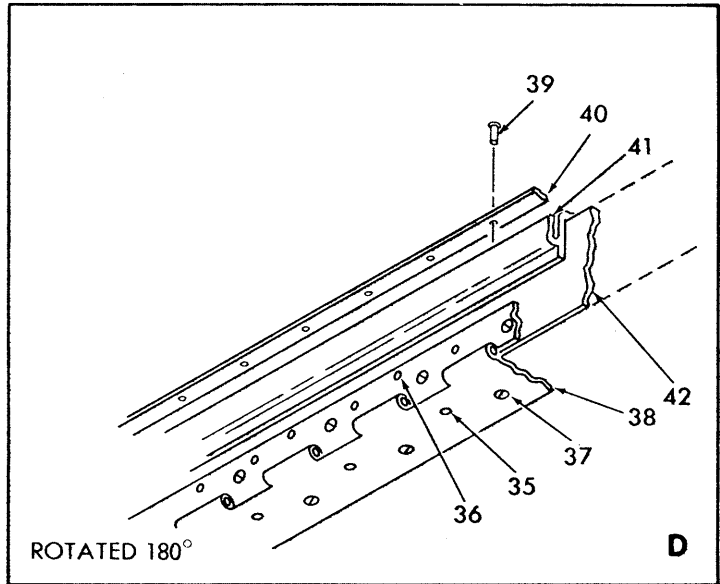
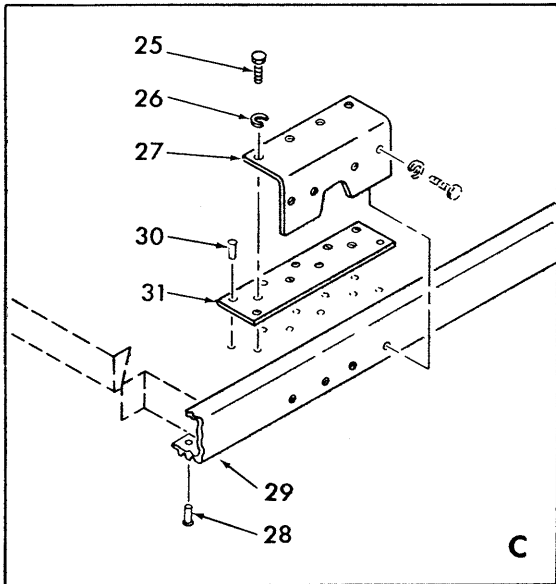


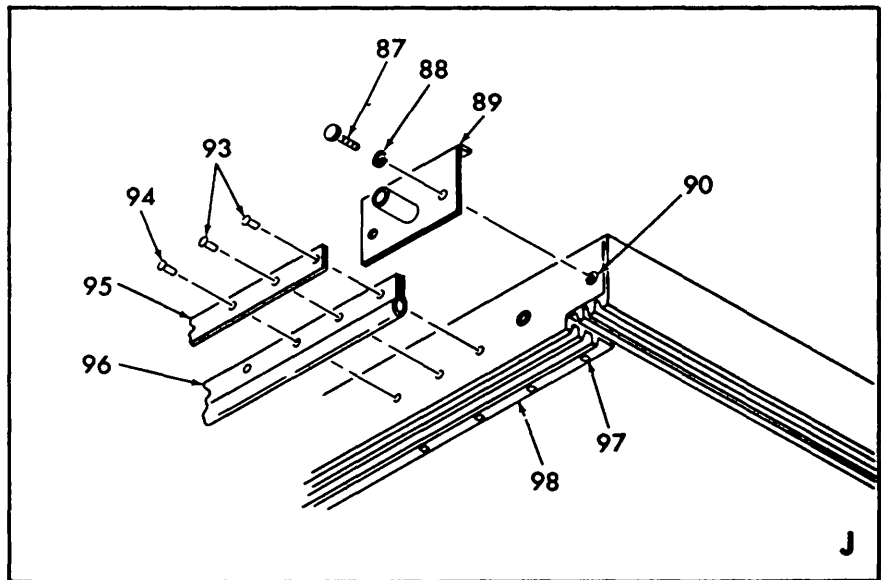
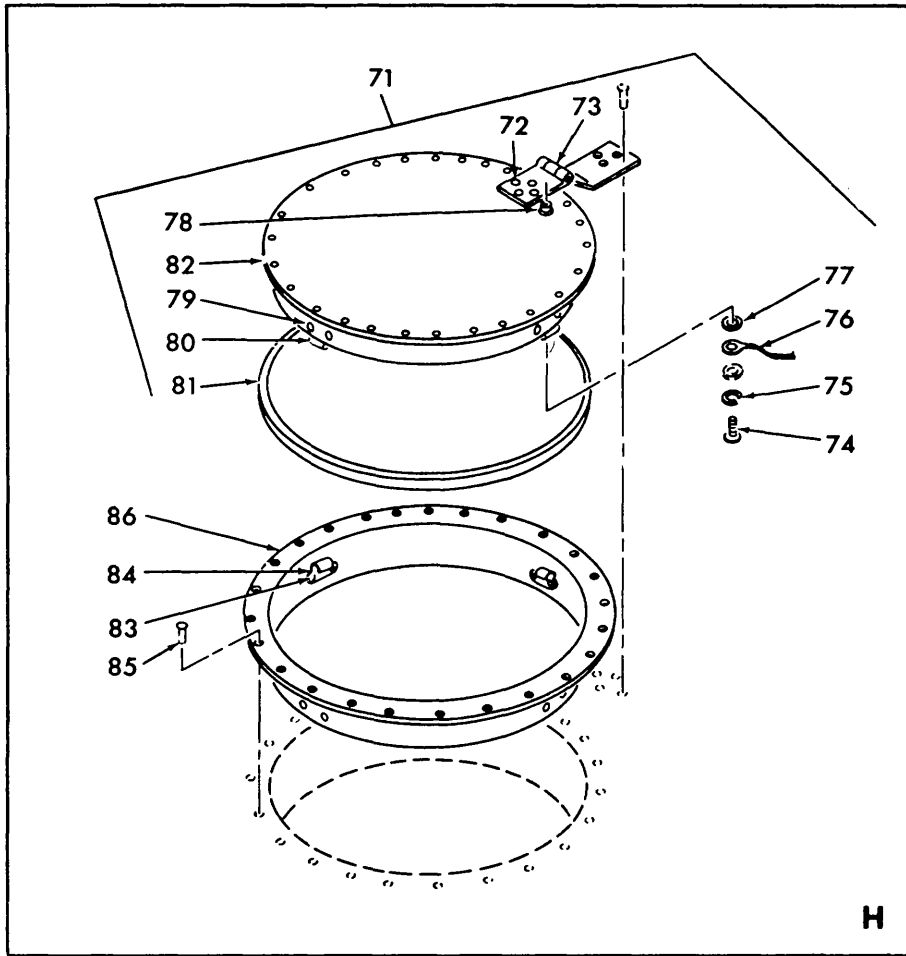
Figure 26. Left and right hand folding roof assemblies (Sheet 2 of 4).

TS 005471



TS 005472

Figure 26. Left and right hand folding roof assemblies (Sheet 3 of 4).



TS 005473

Figure 26. Left and right hand folding roof assemblies (Sheet 4 of 4).

(1) ILLUSTRATION		(2)	(3)	(4)	(5)	(6)	(7)	(8)
(a) FIG NO.	(b) ITEM NO.	SMR CODE	NATIONAL STOCK NUMBER	PART NUMBER	FSCM	DESCRIPTION USABLE ON CODE	U/M	QTY INC IN UNIT
26	1	XBFF		5-4-2071-8	81337	ROOF ASSEMBLY, FOLDING, LEFT HAND (COMPONENTS SAME AS ROOF ASSEMBLY, P/N 5-4-2071-9 (81337) EXCEPT WHERE INDIVIDUAL COMPONENTS ARE ANNOTATED)	EA	1
26	1	XBFFF		5-4-2071-9	81337	ROOF ASSEMBLY, FOLDING, RIGHT HAND	EA	1
26	2	PBFFZ	5410-00-440-9971	5-4-2150-8-70	81337	FLANGE ASSEMBLY, AIR DUCT	EA	1
26	3	MFFZZ		5-4-2150-8-74	81337	SEAL	EA	1
26		XBFFZ		MIL-S-6855	81349	MANUFACTURE FROM: RUBBER: NEOPRENE, CLASS 2, 4 30/40 SHORE, 1/4 IN. X 1/2 IN. X 56 1/2 IN. LG REQUIRED		
26	4	PAFZZ	5320-00-117-6950	MS20426AD4-5	96906	RIVET, SOLID: ALUMINUM, CSK HD, 1/8 IN. DIA, 5/16 IN. LG	EA	24
26	5	PAFZZ	5340-00-966-8234	81900-613	82240	PLATE, KEEPER	EA	8
26	6	XAFZZ		5-4-2169-8-71	81337	FLANGE	EA	1
26	7	PCFZZ		5-4-2073-8-17	81337	SEAL, SPONGE RUBBER, CLOSED CELL	EA	1
26	8	PAFZZ	5320-00-932-1972	AD42H	07707	RIVET, BLIND: DOMED HD, 1/8 IN. DIA	EA	24
26	9	XAFZZ		5-4-2152-8-24	81337	ANGLE, DUCT PORT	EA	1
26	10	XBFFZ		MS35219-55	96906	SCREW, MACHINE: ALUMINUM, TRUSS HD, NO. 10-32 UNF, 1/2 IN. LG	EA	1
26	11	PAFZZ	5310-00-045-3296	MS35338-43	96906	WASHER, LOCK: SPLIT, MED., NO. 10	EA	1
26	12	PAFZZ	5310-00-811-0966	NAS1329A3B80	80205	NUT, BLIND: ALUMINUM, NO. 10-32 UNF	EA	1
26	13	PAFZZ	5305-00-989-6265	MS35207-262	96906	SCREW, MACHINE: PAN HD, NO. 10-32 UNF, 7/16 IN. LG A	EA	1
26	13	PAFZZ	5305-00-993-1848	MS35207-265	96906	SCREW, MACHINE: PAN HD, NO. 10-32 UNC, 3/4 IN. LG B	EA	1
26	14	PAFZZ	5310-00-167-0818	AN960-10	88044	WASHER, FLAT: NO. 10	EA	1
26	15	XBFFZ		5-4-2154-8-25	81337	CLAMP, DUCT COVER	EA	1
26	16	XBFFZ		5-4-2154-8-37	81337	SPACER	EA	1
26	17	PAFZZ	5320-00-956-7355	AD64H	07707	RIVET, BLIND: DOMED HD, 3/16 IN. DIA	EA	16
26	18	XBFFZ	5310-00-188-7983	5-4-2148-8-19	81337	PLATE, SCUFF	EA	2
26	19	MFFZZ		5-4-2155-8-10	81337	SEAL, BULB MANUFACTURE FROM:	EA	1
26		PCFZZ	9390-01-031-9537	ZZR765	81348	RUBBER: SILICONE, CLASS 11A-50, COLOR CD, 23 FT 6 IN. LG REQUIRED		
26	20	PAFZZ	5320-00-274-8149	1604-0412	19738	RIVET, BLIND: CSK HD, 1/8 IN. DIA	EA	40
26	21	PAFZZ	5410-00-473-9826	5-4-2065-8-14	81337	RETAINER ASSEMBLY, GASKET	EA	1
26	22	PAOZZ	5305-00-993-2463	MS35207-279	96906	SCREW, MACHINE: PAN HD, 1/4-28 UNF, 1 1/2 IN. LG	EA	30
26	23	PAFZZ	5410-00-448-9611	5-4-2153-8-34	81337	STRIKE	EA	10
26	24	PAFZZ	5410-00-018-7382	BN528-428-2-24	73197	NUT, BLIND: 1/4-28 UNF	EA	30
26	25	PAOZZ	5306-00-156-2338	AN4C6A	88044	BOLT, MACHINE: CRES, HEX HD, 1/4-28 UNF, 25/32 IN. LG	EA	16
26	26	PAOZZ	5310-00-550-1130	MS35333-40	96906	WASHER, LOCK: CD PLTD, INTL TOOTH, 1/4 IN. ID	EA	16
26	27	XBFFZ		5-4-2148-8-26	81337	ANGLE, SHEAR	EA	2
26	28	PAFZZ	5320-00-956-7355	AD64H	07707	RIVET, BLIND: DOMED HD, 3/16 IN. DIA	EA	28
26	29	XBFFZ		5-4-2072-8-7	81337	EXTRUSION	EA	2
26	30	PAFZZ	5320-00-956-7355	AD64H	07707	RIVET, BLIND: DOMED HD, 3/16 IN. DIA	EA	14
26	31	XBFFZ		5-4-2073-8-28	81337	PLATE, DOUBLER	EA	2
26	32	PAFZZ	5305-00-889-3000	MS35206-30	96906	SCREW, MACHINE: PAN HD, NO. 6-32 UNC, 1/2 IN. LG	EA	2
26	33	PAFZZ	5310-00-167-0816	AN960-6	88044	WASHER, FLAT: NO. 6	EA	2
26	34	XBFFZ		5-4-2073-8-32	81337	ROD, GROUNDING	EA	1
26	35	PAFZZ	5320-00-956-7355	AD64H	07707	RIVET, BLIND: DOMED HD, 3/16 IN. DIA	EA	68
26	36	PAFZZ	5320-00-236-3929	1604-0615	19738	RIVET, BLIND: CSK HD, 3/16 IN. DIA	EA	89
26	37	PAFZZ	5305-00-499-1138	5-4-2079-8-58	81337	SCREW, MACHINE: FLAT CSK HD, 5/16-18 UNC, 1 IN. LG	EA	35
26	38	XBFFZ		5-4-2113-8-27	81337	HINGE, HALF	EA	1

(1) ILLUSTRATION		(2)	(3)	(4)	(5)	(6)	(7)	(8)
(a) FIG NO.	(b) ITEM NO.	SMR CODE	NATIONAL STOCK NUMBER	PART NUMBER	FSCM	DESCRIPTION USABLE ON CODE	U/M	QTY INC IN UNIT
26	39	PAFZZ	5320-00-882-8388	AD43H	07707	RIVET, BLIND: DOMED HD, 1/8 IN. DIA	EA	46
26	40	PAFZZ	5410-00-448-9660	5-4-2063-8-18	81337	STRIP, SEAL MOUNTING	EA	1
26	41	MFFZZ		5-4-2155-8-39	81337	SEAL, BULB	EA	1
26		PCFZZ		ZR765	81348	MANUFACTURE FROM: RUBBER: SILICONE, CLASS 11A-50, COLOR CD, 11 FT 11 13/16 IN. LG REQUIRED		
26	42	MFFZZ		5-4-2073-8-9	81337	CLOSEOUT	EA	1
26		PPFZZ	9330-00-180-9642	LP513	81346	MANUFACTURE FROM: STRIP: PHENOLIC, 1/8 IN. X 2 IN. X 11 FT 11 13/16 IN. LG REQUIRED		
26	43	PAOZZ	5305-00-054-6652	M551957-28	96906	SCREW, MACHINE: CRES, RD HD, NO. 6-32 UNC, 3/8 IN. LG (USE WITH ROOF ASSEMBLY, P/N 5-4-2071-8 (81337), ONLY)	EA	2
26	44	XBFZZ		5-4-2023-8-31	81337	PLATE, COVER (USE WITH ROOF ASSEMBLY, P/N 5-4-2071-8 (81337), ONLY)	EA	1
26	45	PAFZZ	5320-00-274-8149	1604-0412	19738	RIVET, BLIND: CSK HD, 1/8 IN. DIA (USE WITH ROOF ASSEMBLY, P/N 5-4-2071-8 (81337), ONLY)	EA	1
26	46	PAFZZ	5320-00-932-1972	AD42H	07707	RIVET, BLIND: DOMED HD, 1/8 IN. DIA (USE WITH ROOF ASSEMBLY, P/N 5-4-2071-8 (81337), ONLY)	EA	1
26	47	PAFZZ	5410-00-483-4418	5-4-2034-8-33	81337	ANGLE, GROUND (USE WITH ROOF ASSEMBLY, P/N 5-4-2071-8 (81337), ONLY)	EA	1
26	48	XBFZZ		5-4-2101-8-20	81337	BOX ASSEMBLY, CONDUIT (USE WITH ROOF ASSEMBLY, P/N 5-4-2071-8 (81337), ONLY)	EA	1
26	49	XBFZZ		A6B160	03481	NUT, BLIND: NO. 6-32 UNC, 3/4 IN. LG (USE WITH ROOF ASSEMBLY, P/N 5-4-2071-8 (81337), ONLY)	EA	2
26	50	PAFZZ	5310-00-811-0966	NAS1329A3B80	80205	NUT, BLIND: ALUMINUM, NO. 10-32 UNF (USE WITH ROOF ASSEMBLY, P/N 5-4-2071-8 (81337), ONLY)	EA	1
26	51	XBFZZ		5-4-2116-8-36	81337	BOX, FIBERGLASS	EA	1
26	52	XBFZZ		5-4-2116-8-35	81337	BOX, FIBERGLASS	EA	1
26	53					DELETED		
26	54					DELETED		
26	55					DELETED		
26	56	PAFZZ	5310-00-811-0966	NAS1329A3B80	80205	NUT, BLIND: ALUMINUM, 10-32 UNF	EA	1
26	57	PAFZZ	5340-00-042-8651	2061-4590	95900	INSERT A	EA	2
26	57	PAFZZ		5-4-2079-3-45	81337	INSERT B	EA	2
26	58	PAFZZ	5310-00-811-0966	NAS1329A3B80	80205	NUT, BLIND: ALUMINUM, NO. 10-32 UNF (USE WITH ROOF ASSEMBLY, P/N 5-4-2071-9 (81337), ONLY)	EA	1
26	59	PAOZZ	5305-00-054-6652	MS51957-28	96906	SCREW, MACHINE: CRES, RD HD, NO. 6-32 UNC, 3/8 IN. LG (USE WITH ROOF ASSEMBLY, P/N 5-4-2071-9 (81337), ONLY)	EA	2
26	60	XBFZZ		5-4-2023-8-31	81337	PLATE, COVER (USE WITH ROOF ASSEMBLY, P/N 5-4-2071-9 (81337), ONLY)	EA	1
26	61	PAFZZ	5320-00-274-8149	1604-0412	19738	RIVET, BLIND: CSK HD, 1/8 IN. DIA (USE WITH ROOF ASSEMBLY, P/N 5-4-2071-9 (81337), ONLY)	EA	1
26	62	PAFZZ	5320-00-932-1972	AD42H	07707	RIVET, BLIND: DOMED HD, 1/8 IN. DIA (USE WITH ROOF ASSEMBLY, P/N 5-4-2071-9 (81337), ONLY)	EA	1
26	63	PAFZZ		5-4-2034-8-33	81337	ANGLE, GROUND (USE WITH ROOF ASSEMBLY, P/N 5-4-2071-9 (81337), ONLY)	EA	1
26	64	XBFZZ		5-4-2101-8-20	81337	BOX ASSEMBLY, CONDUIT (USE WITH ROOF ASSEMBLY, P/N 5-4-2071-9 (81337), ONLY)	EA	1
26	65	PAFZZ	5310-00-188-7944	A6B160	03481	NUT, BLIND: NO. 6-32 UNC, 3/4 IN. LG (USE WITH ROOF ASSEMBLY, P/N 5-4-2071-9 (81337), ONLY)	EA	2
26	66	PAFZZ	5320-00-274-8149	1604-0412	19738	RIVET, BLIND: CSK HD, 1/8 IN. DIA	EA	129
26	67	PAFZZ	5410-00-473-9827	5-4-2065-8-11	81337	RETAINER ASSEMBLY, GASKET	EA	1
26	68	PAFZZ	5410-00-473-9817	5-4-2065-8-15	81337	RETAINER ASSEMBLY, GASKET	EA	2
26	69	PAFZZ	5410-00-564-9060	5-4-2065-8-16	81337	RETAINER ASSEMBLY, GASKET	EA	1
26	70	PAFZZ	5320-00-882-8388	AD43H	07707	RIVET, BLIND: DOMED HD, 1/8 IN. DIA	EA	4
26	71	PAFZZ	5410-00-440-9970	5-4-2151-8-76	81337	COVER ASSEMBLY, DUCT PORT	EA	1

(1) ILLUSTRATION		(2)	(3)	(4)	(5)	(6)	(7)	(8)
(a) FIG NO.	(b) ITEM NO.	SMR CODE	NATIONAL STOCK NUMBER	PART NUMBER	FSCM	DESCRIPTION USABLE ON CODE	U/M	QTY INC IN UNIT
26	72	PAFZZ	5320-00-882-8388	AD43H	07707	RIVET, BLIND: DOMED HD, 1/8 IN. DIA	EA	4
26	73	XBFZZ		11934FW2	07679	HINGE	EA	1
26	74	XBFZZ		MS35219-55	96906	SCREW, MACHINE: ALUMINUM, TRUSS HD, NO. 10-32 UNF, 1/2 IN. LG	EA	1
26	75	PAFZZ	5310-00-045-3296	AN935-10	88044	WASHER, LOCK: CD PLTD, SPLIT, NO. 10	EA	1
26	76	PAFZZ	6150-00-804-6728	MS25083-2BB8	96906	JUMPER ASSEMBLY	EA	1
26	77	PAFZZ	5310-00-167-0818	AN960-10	88044	WASHER, FLAT: CD PLTD, NO. 10	EA	1
26	78	PAFZZ	5310-00-957-6533	A10B116	03481	NUT, BLIND: NO. 10-32 UNF	EA	1
26	79	PAFZZ	5320-00-117-6950	MS20426AD4-5	96906	RIVET, SOLID: ALUMINUM CSK HD, 1/8 IN. DIA, 5/16 IN. LG	EA	8
26	80	PAFZZ	5340-01-022-8809	B1900-696	82240	PLATE, KEEPER	EA	4
26	81	MFFZZ		5-4-2151-8-83	81337	SEAL	EA	1
26		XBFZZ		MIL-S-6855	81349	MANUFACTURE FROM: RUBBER: NEOPRENE, CLASS 2, 4 30/40 SHORE 1/16 IN. X 1/2 IN. X 62 IN. LG REQUIRED		
26	82	XAFZZ		5-4-2170-8-77	81337	COVER ASSEMBLY	EA	1
26	83	PAFZZ	5320-00-882-8388	AD43H	07707	RIVET, BLIND: DOMED HD, 1/8 IN. DIA	EA	8
26	84	PAFZZ	5340-01-022-8809	B1900-696	82240	PLATE, KEEPER A	EA	4
26	84	PAFZZ		5-4-2073-8-96	81337	PLATE, KEEPER B	EA	4
26	85	PAFZZ	5320-00-932-1972	AD42H	07707	RIVET, BLIND: DOMED HD, 1/8 IN. DIA	EA	24
26	86	XAFZZ		5-4-2152-8-23	81337	ANGLE, DUCT PORT	EA	1
26	87	PAOZZ	5306-00-156-2338	AN4C6A	88044	BOLT, MACHINE: CRES, HEX HD, 1/4-28 UNF, 25/32 IN. LG	EA	4
26	88	PAOZZ	5310-00-550-1130	MS35333-40	96906	WASHER, LOCK: CD PLTD, INTL TOOTH, 1/4	EA	4
26	89	XBFZZ		5-4-2153-8-29	81337	SUPPORT STRUT, PIVOT	EA	2
26	90	PAFZZ	5340-00-042-8683	BN528-428-3-24	73197	NUT, BLIND: 1/4-28 UNF	EA	20
26	91	PAFZZ	5320-00-882-8388	AD43H	07707	RIVET, BLIND: BOMED HD, 1/8 IN. DIA A	EA	4
26	92	PAFZZ	5410-00-299-1185	A5S3B2-040	84256	RECEPTACLE A	EA	2
26	93	PAFZZ	5320-00-882-8386	AD44H	07707	RIVET, BLIND: DOMED HD, 1/8 IN. DIA	EA	4
26	94	PAFZZ	5320-00-874-4471	AD45H	07707	RIVET, BLIND: DOMED HD, 1/8 IN. DIA	EA	42
26	95	PAFZZ	5410-00-511-9727	5-4-2063-8-38	81337	STRIP, SEAL MOUNTING	EA	1
26	96	PAFZZ	5330-00-490-2070	5-4-2155-8-95	81337	SEAL	EA	1
26	97	PAFZZ	5320-00-956-7355	AD64H	07707	RIVET, BLIND: DOMED HD, 3/16 IN. DIA	EA	28
26	98	XBFZZ		5-4-2072-8-8	81337	EXTRUSION	EA	1
26	99	XBFZZ		5-4-2147-8-1	81337	PANEL ASSEMBLY	EA	1

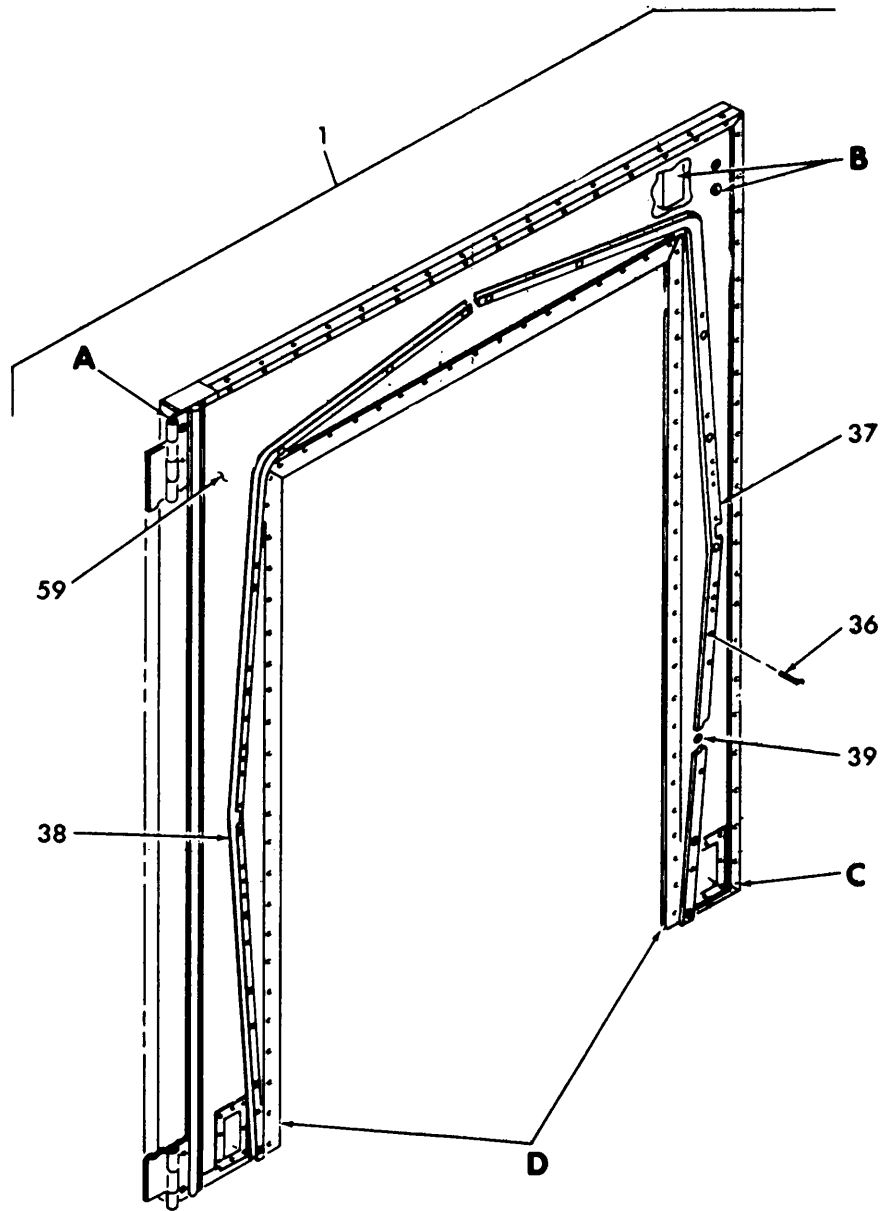


Figure 27. Right front and rear folding end panel Assemblies (Sheet 1 of 3).

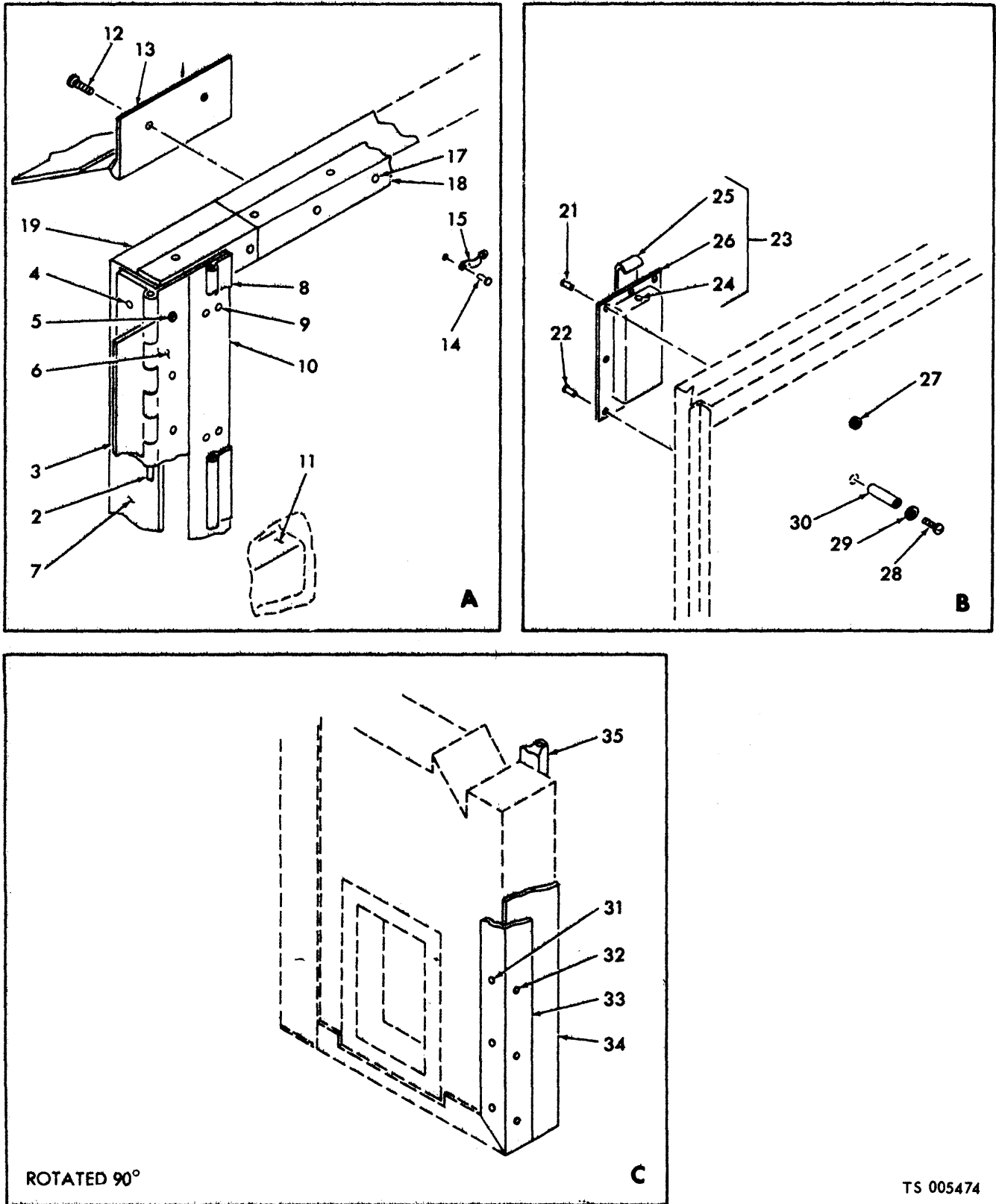
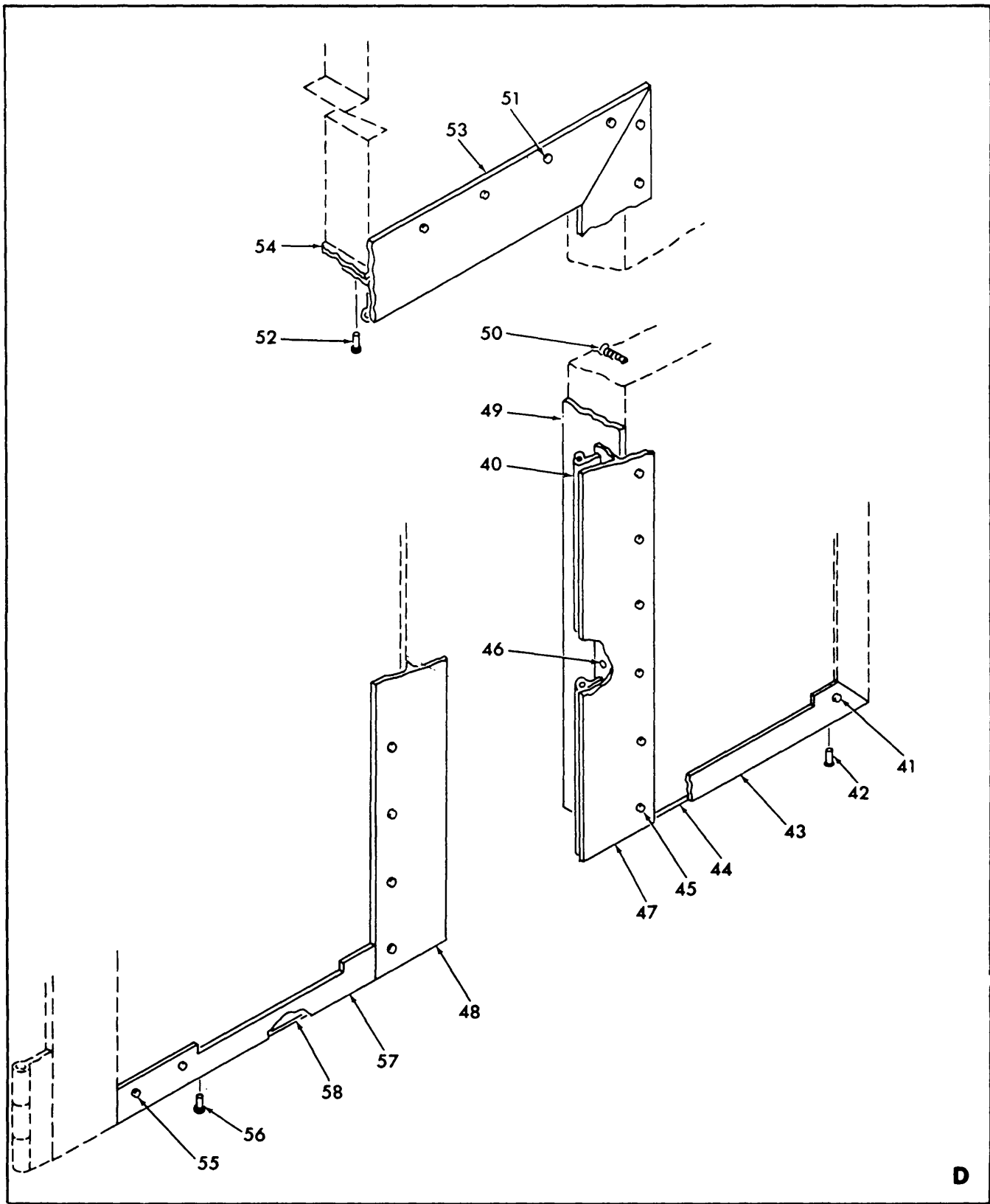


Figure 27. Right front and rear folding end panel assemblies (Sheet 2 of 3).

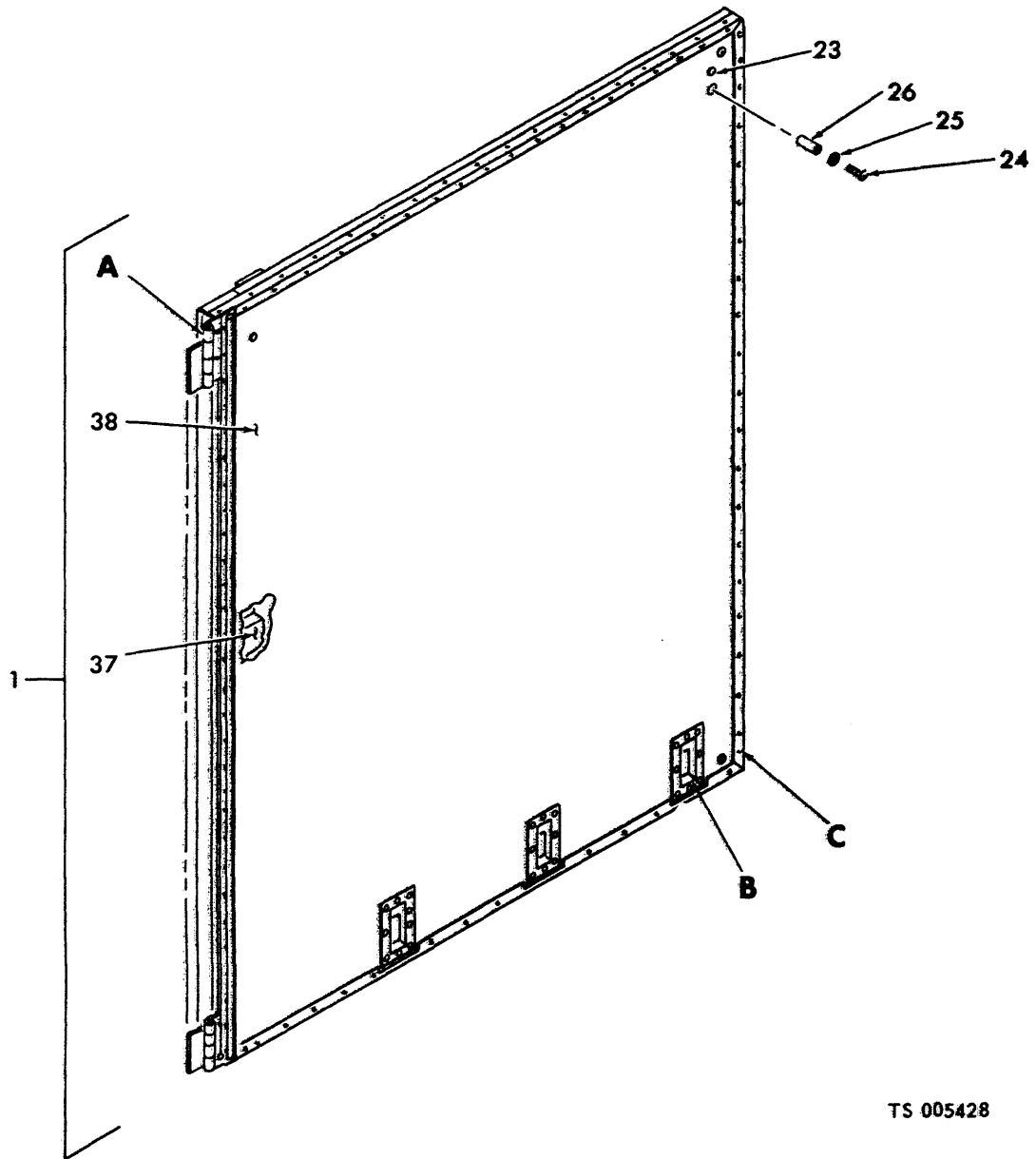


TS 005475

Figure 27. Right front and rear folding end panel assemblies (Sheet 3 of 3).

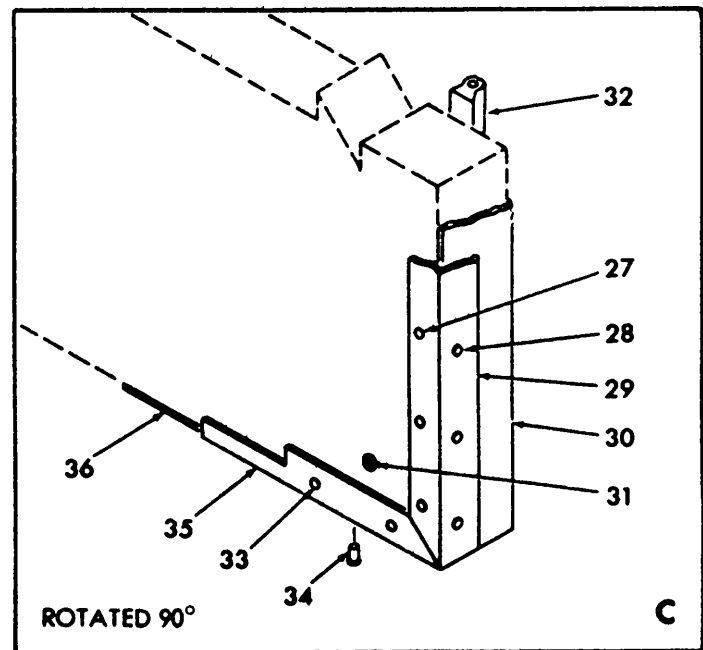
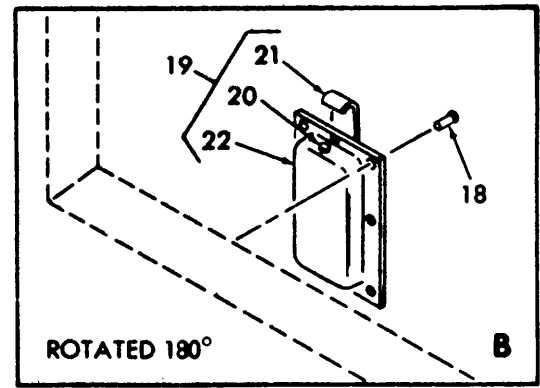
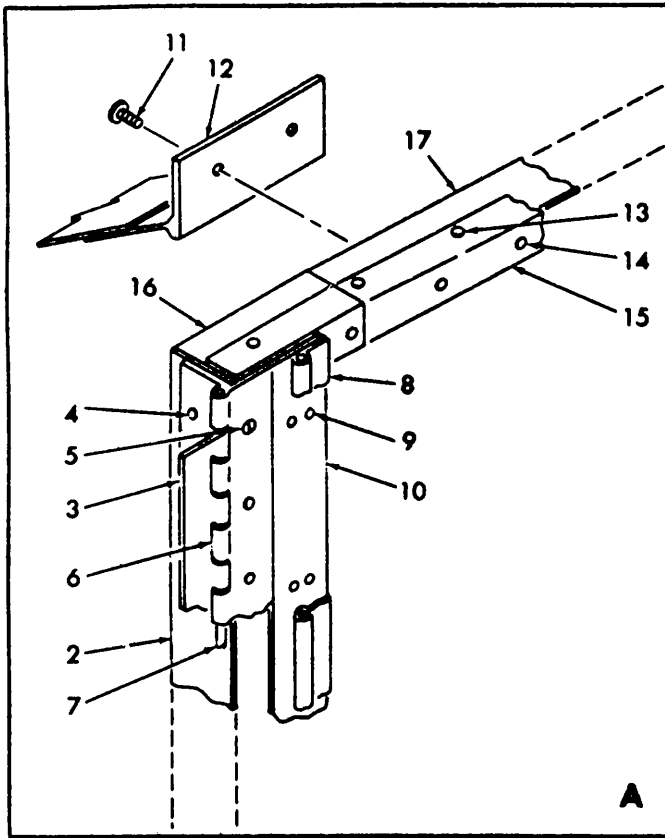
(1) ILLUSTRATION		(2)	(3)	(4)	(5)	(6)	(7)	(8)
(a) FIG NO.	(b) ITEM NO.	SMR CODE	NATIONAL STOCK NUMBER	PART NUMBER	FSCM	DESCRIPTION USABLE ON CODE	U/M	QTY INC IN UNIT
27	1	XBHHH	5	5-4-2055-10	81337	PANEL ASSEMBLY, FOLDING END, RIGHT FRONT (COMPONENTS SAME AS PANEL ASSEMBLY, P/N 5-4-2055-11 (81337), EXCEPT WHERE INDIVIDUAL COMPONENTS ARE ANNOTATED)	EA	1
27	1	XBHHH		5-4-2055-11	81337	PANEL ASSEMBLY, FOLDING END, RIGHT REAR	EA	1
27	2	PBFZZ	5340-01-029-9183	MS20253P5-8618	96906	PIN, HINGE: CRES, .129 IN. DIA	EA	1
27	3	PBFZZ	5340-00-537-8905	5-4-2158-11-30	81337	HINGE, HALF	EA	1
27	4	PAFZZ	5320-00-956-7355	AD64H	07707	RIVET, BLIND: DOMED HD, 3/16 IN. DIA	EA	53
27	5	PAFZZ	5305-00-993-2461	MS35207-281	96906	SCREW, MACHINE: CD PLTD, PAN HD, 1/4-28 UNF, 3/4 IN. LG	EA	6
27	6	PBFZZ	5340-00-537-8912	5-4-2158-11-29	81337	HINGE, HALF	EA	1
27	7	XBFZZ		5-4-2055-11-22	81337	CLOSEOUT	EA	1
27	8	PCFZZ	5330-00-490-2098	5-4-2155-11-35	81337	SEAL	EA	1
27	9	PAFZZ	5320-00-274-8149	1604-0412	19738	RIVET, BLIND: CSK HD, 1/8 IN. DIA	EA	58
27	10	MFFZZ		5-4-2055-11-32	81337	STRIP, THERMAL MANUFACTURE FROM: STRIP: PHENOLIC, 0.080 IN. X 15/16 IN. X 86 23/64 IN. LG REQUIRED	EA	1
27		PFFZZ	9330-00-180-9642	LP513	81348			
27	11	XBFZZ		Z78-104816	98376	BOX (USE WITH PANEL ASSEMBLY, P/N 5-4-2055-11 (81337), ONLY)	EA	1
27	12	PAOZZ	5305-00-088-8923	MS35207-285	96906	SCREW, MACHINE: CD PLTD, PAN HD, 1/4-28 UNF, 1 1/2 IN. LG	EA	2
27	13	PBFZZ	5340-00-485-4773	5-4-2099-11-9	81337	HINGE ASSEMBLY	EA	1
27	14	PAFZZ	5320-00-932-1972	AD42H	07707	RIVET, BLIND: DOMED HD, 1/8 IN. DIA	EA	10
27	15	PAFZZ	5340-01-029-7334	A3S3B1-040	84256	RECEPTACLE, BALL LOCK	EA	5
27	16	PAFZZ	5320-00-274-8149	1604-0412	19738	RIVET, BLIND: CSK HD, 3/16 IN. DIA	EA	18
27	17	PAFZZ	5320-00-932-1972	AD42H	07707	RIVET, BLIND: DOMED HD, 1/8 IN. DIA	EA	19
27	18	XBFZZ		5-4-2099-11-12	81337	ANGLE	EA	1
27	19	XBFZZ		5-4-2055-11-23	81337	CLOSEOUT	EA	1
27	20	MFFZZ		5-4-2055-11-16	81337	CLOSEOUT MANUFACTURE FROM:	EA	1
27		PFFZZ	9330-00-180-9642	LP513	81348	STRIP: PHENOLIC, 1/8 IN. X 2 IN. X 65 1/4 IN. LG REQUIRED		
27	21	PAFZZ	5320-00-274-8149	1604-0412	19738	RIVET, BLIND: CSK HD, 1/8 IN. DIA	EA	8
27	22	PAFZZ	5320-00-932-1972	AD42H	07707	RIVET, BLIND: DOMED HD, 1/8 IN. DIA	EA	24
27	23	XBFF	5410-00-440-9976	5-4-2159-14-43	81337	LATCH ASSEMBLY	EA	5
27	24	PAFZZ	5320-00-426-2320	AD52H	07707	RIVET, BLIND: DOMED HD, 5/32 IN. DIA	EA	4
27	25	XBFZZ		H251-695	98003	LATCH ASSEMBLY	EA	1
27	26	PAFZZ	5410-00-440-9974	5-4-2159-10-6	81337	BOX	EA	1
27	27	PAFZZ	5310-00-194-8023	A10B130	03481	NUT, BLIND: NO. 10-32 UNF	EA	4
27	28	PAFZZ	5305-00-054-6652	M551957-28	96906	SCREW, MACHINE: CRES, RD HD, NO. 6-32 UNC, 3/8 IN. LG	EA	2
27	29	PAFZZ	5310-00-638-9857	AN960C6L	88044	WASHER, FLAT: CRES, NO. 6	EA	2
27	30	XBFZZ		5-4-2099-11-36	81337	ROD, GROUNDING	EA	1
27	31	PAFZZ	5320-00-932-1972	AD42H	07707	RIVET, BLIND: DOMED HD, 1/8 IN. DIA	EA	22
27	32	PAFZZ	5320-00-882-8388	AD43H	07707	RIVET, BLIND: DOMED HD, 1/8 IN. DIA	EA	22
27	33	XBFZZ		5-4-2099-11-13	81337	ANGLE	EA	1
27	34	XBFZZ		5-4-2055-11-21	81337	CLOSEOUT	EA	1
27	35	PCFZZ	5330-00-490-2098	5-4-2155-11-35	81337	SEAL, BULB	EA	1
27	36	PAOZZ	5305-00-717-5593	MS24693C30	96906	SCREW, MACHINE: CD PLTD, FLAT CSK HD, NO. 6-32 UNC, 3/4 IN. LG	EA	20
27	37	XBFZZ		5-4-2122-16-49	81337	FRAME, BELLOWS	EA	1
27	38	XBFZZ		5-4-2122-14-51	81337	FRAME, BELLOWS	EA	1
27	39	PAFZZ	5310-00-188-7983	A6B75	03481	NUT, BLIND: NO. 6-32 UNC, 7/16 TN. LG	EA	20

(1) ILLUSTRATION		(2)	(3)	(4)	(5)	(6)	(7)	(8)
(a) FIG NO.	(b) ITEM NO.	SMR CODE	NATIONAL STOCK NUMBER	PART NUMBER	FSCM	DESCRIPTION USABLE ON CODE	U/M	QTY INC IN UNIT
27	4	MFFZZ		5-4-2155-11-34	81337	SEAL, BULB MANUFACTURE FROM:	EA	1
27		XBFZZ		ZZR765	81348	RUBBER, SILICONE CLASS 11A-50, COLOR CD, 16 FT 6 IN. LG REQUIRED		
27	41	PFZZ	5320-00-932-1972	AD42H	07707	RIVET, BLIND DOMED HD, 1/8 IN. DIA	EA	1
27	42	PAFZZ	5320-00-274-8149	1604-0412	19738	RIVET, BLIND CSK HD, 1/8 IN. DIA	EA	3
27	43	XBFZZ		5-4-2099-11-14	81337	ANGLE	EA	1
27	44	MFFZZ		5-4-2055-11-20	81337	CLOSEOUT MANUFACTURE FROM:	EA	1
27		PFFZZ	9330-00-180-9642	LP513	81348	STRIP PHENCOLIC, 1/8 IN. X 2 IN. X 7 3/32 IN. LG REQUIRED		
27	45	PAFZZ	5320-00-882-8388		07707	RIVET, BLIND DOMED HD, 1/8 IN. DIA	EA	50
27	46	PAFZZ	5320-00-274-8149	1604-0412	19738	RIVET, BLIND CSK HN, 1/8 IN. DIA	EA	38
27	47	XBFZZ		5-4-2099-11-24	81337	TEE	EA	1
27	48	XBFZZ		5-4-2099-11-25	81337	TEE	EA	1
27	49	MFFZZ		5-4-2055-11-17	81337	CLOSEOUT MANUFACTURE FROM:	EA	2
27		PFFZZ	9330-00-180-9642	LP513	81348	STRIP: PHENOLIC, 1/8 IN. X 2 IN. X 73 5/64 IN. LG REQUIRED FOR EACH CLOSEOUT		
27	50	PAFZZ	5340-00-042-8682	BN528-428-1-24	73197	NUT, BLIND	EA	26
27	51	PAFZZ	5320-00-882-8388	A3H	07707	RIVET, BLIND: DOMED HD, 1/8 IN. DIA	EA	17
27	52	PAFZZ	5320-00-274-8149	1604-0412	19738	RIVET, BLIND: DOMED, 1/8 IN. DIA	EA	16
27	53	XBFZZ		5-4-2999-11-26	81337	TEE	EA	1
27	54	MFFZZ		5-4-2055-11-18	81337	CLOSEOUT MANUFACTURE FROM:	EA	1
27		PFFZZ	9330-00-180-9642	LP13	181348	STRIP: PHENOLIC, 1/8 IN. X 2 IN. X 50 1/8 IN. LG REQUIRED		
27	55	PAFZZ	5320-00-932-1972	AD42H	07707	RIVET, BLIND: DO,ED HD, 1/8 IN. DIA	EA	2
27	56	PAFZZ	5320-00-274-8149	1604-0412	19738	RIVET, BLIND CSK , 1/8 IN. DIA	EA	3
27	57	XBFZZ		5-4-2099-11-15	81337	ANGLE	EA	1
27	58	MFFZZ		5-4-2055-11-19	81337	CLOSEOUT MANUFACTURE FROM:	EA	1
27		PFFZZ	9330-00-180-9642	LP13	81348	STRIP: PHENOLIC, 1/8 IN. X 2 IN. x 11 41/64 IN. LG REQUIRED		
27	59	XBHHH		5-4-2055-11-1	81337	PANEL ASSEMBLY	EA	1



TS 005428

Figure 28. Left front and rear folding end panel assemblies (Sheet 1 of 2).

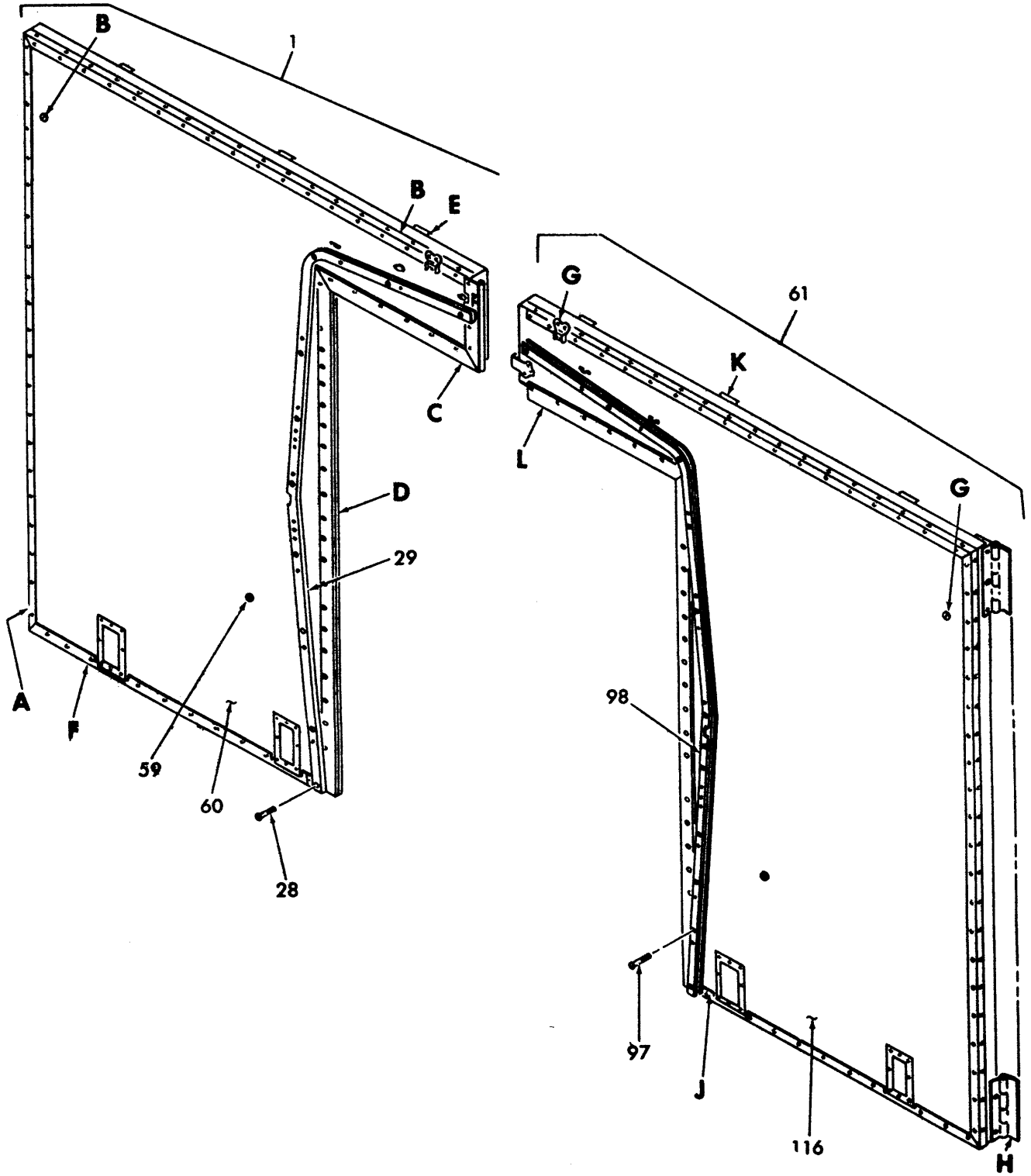


TS 005476

Figure 28. Left front and rear folding end panel assemblies (Sheet 2 of 2).

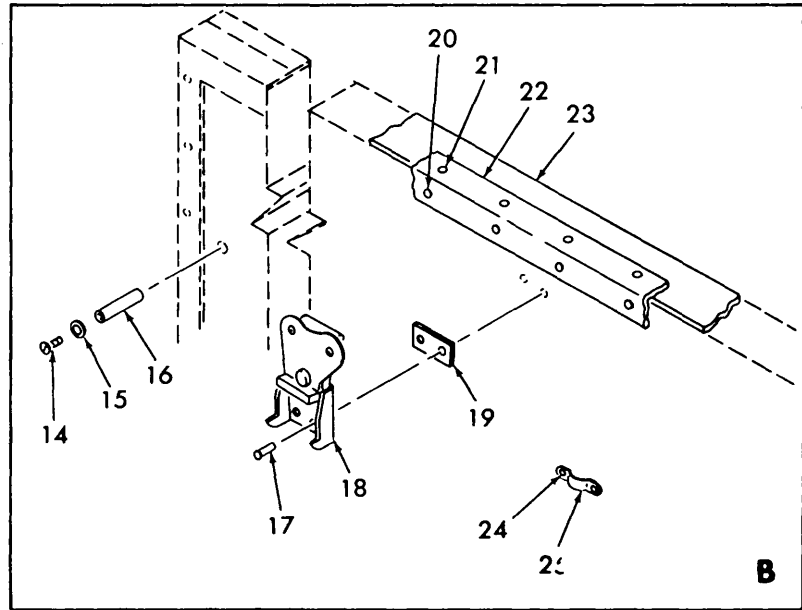
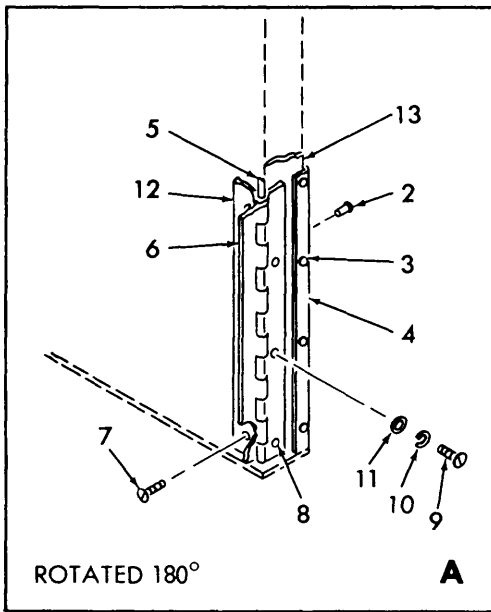
(1) ILLUSTRATION		(2)	(3)	(4)	(5)	(6)	(7)	(8)
(a) FIG NO.	(b) ITEM NO.	SMR CODE	NATIONAL STOCK NUMBER	PART NUMBER	FSCM	DESCRIPTION USABLE ON CODE	U/M	QTY INC IN UNIT
28	1	XBHHH		5-4-2057-12	81337	PANEL ASSEMBLY, FOLDING END, LEFT FRONT (COMPONENTS SAME AS PANEL ASSEMBLY, P/N 5-4-2057-13, EXCEPT WHERE INDIVIDUAL COMPONENTS ARE ANNOTATED)	EA	1
28	1	XBHHH		5-4-2057-13	81337	PANEL ASSEMBLY, FOLDING END, LEFT REAR	EA	1
28	2	PBFZZ	5340-01-029-9183	MS20253P59600	96906	PIN, HINGE: CRES, .129 IN. DIA	EA	1
28	3	PAFZZ	5340-00-537-8905	5-4-2158-11-30	81337	HINGE, HALF	EA	1
28	4	PAFZZ	5320-00-956-7355	AD64H	07707	RIVET, BLIND: DOMED HD, 3/16 IN. DIA	EA	57
28	5	PAFZZ	5305-00-993-2461	MS35207-281	96906	SCREW, MACHINE: PAN HD, 1/4-28 UNF, 3/4 IN. LG	EA	2
28	6	PBFZZ	5340-00-537-8912	5-4-2158-11-29	81337	HINGE, HALF	EA	1
28	7	MFFZZ		5-4-2057-12-9	81337	CLOSEOUT MANUFACTURE FROM:	EA	1
28		PFFZZ	9330-00-180-9642	LP513	81348	STRIP: PHENOLIC, 1/8 IN. X 2 IN. X 86 23/64 IN. LG REQUIRED		
28	8	PCFZZ	5330-00-490-2098	5-4-2155-11-35	81337	SEAL, BULB	EA	1
28	9	PAFZZ	5320-00-274-8149	1604-0412	19738	RIVET, BLIND: CSK HD, 1/8 IN. DIA	EA	58
28	10	MFFZZ		5-4-2057-12-39	81337	STRIP, THERMAL MANUFACTURE FROM:	EA	1
28		PFFZZ	9330-00-180-9642	LP513	81348	STRIP: PHENOLIC, 0.080 IN. X 1 5/6 IN. X 86 23/64 IN. LG REQUIRED		
28	11	PAOZZ	5305-00-088-8923	MS35207-285	96906	SCREW, MACHINE: PAN HD, 1/4-28 UNF, 1 1/2 IN. LG	EA	2
28	12	PAFZZ	5340-00-485-4773	5-4-2099-11-9	81337	HINGE ASSEMBLY	EA	1
28	13	PAFZZ	5330-00-274-8149	1604-0412	19738	RIVET, BLIND: CSK HD, 1/8 IN. DIA	EA	18
28	14	PAFZZ	5320-00-932-1972	AD42H	07707	RIVET, BLIND: DOMED HD, 1/8 IN. DIA	EA	19
28	15	MFFZZ		5-4-2057-12-35	81337	ANGLE MANUFACTURE FROM:	EA	1
28		BFZZ		QQ-A-200-9	81348	SHEET: ALUMINUM, TYPE 6063T5, 1/16 IN. X 3/4 IN. X 3/4 IN. X 69 27/64 IN. LG REQUIRED		
28	16	MFFZZ		5-4-2057-12-11	81337	CLOSEOUT MANUFACTURE FROM:	EA	1
28		PFFZZ	9330-00-180-9642	LP513	81348	STRIP: PHENOLIC, 1/8 IN. X 2 IN. X 3 29/32 IN. LG REQUIRED		
28	17	MFFZZ		5-4-2057-12-13	81337	CLOSEOUT MANUFACTURE FROM:	EA	1
28		PFFZZ	9330-00-180-9642	LP513	81348	STRIP: PHENOLIC, 1/8 IN. X 2 IN. X 65 1/4 IN. LG REQUIRED		
28	18	PAFZZ	5320-00-932-1972	AD42H	07707	RIVET, BLIND: DOMED HD, 1/8 IN. DIA	EA	40
28	19	PAFZZ	5410-00-440-9976	5-4-2159-14-43	81337	LATCH ASSEMBLY	EA	5
28	20	PAFZZ	5320-00-426-2320	AD52H	07707	RIVET, BLIND: DOMED HD, 5/32 IN. DIA	EA	4
28	21	XBFFZ		H251-695	98003	LATCH	EA	1
28	22	PAFZZ	5410-00-440-9974	5-4-2159-10-6	81337	BOX	EA	1
28	23	PAFZZ	5310-00-194-8023	A10B130	03481	NUT, BLIND: NO. 10-32 UNF	EA	2
28	24	PAFZZ	5305-00-054-6652	MS51957-28	96906	SCREW, MACHINE: CRES, RD HD, NO. 6-32 UNC, 3/8 IN. LG	EA	2
28	25	PAFZZ	5310-00-638-9857	AN960C6L	88044	WASHER, FLAT: CRES, NO. 6	EA	2
28	26	XBFFZ		5-4-2058-12-19	81337	ROD, GROUNDING	EA	1
28	27	PAFZZ	5320-00-932-1972	AD42H	07707	RIVET, BLIND: DOMED HD, 1/8 IN. DIA	EA	22
28	28	PAFZZ	5320-00-274-8149	1604-0412	19738	RIVET, BLIND: CSK HD, 1/8 IN. DIA	EA	22
28	29	MFFZZ		5-4-2057-12-37	81337	ANGLE MANUFACTURE FROM:	EA	1
28		XBFFZ		QQ-A-200-9	81348	SHEET: ALUMINUM, TYPE 6063T5 1/16 IN. X 3/4 IN. X 3/4 IN. X 84 11/32 IN. LG REQUIRED		
28	30	MFFZZ		5-4-2057-12-10	81337	CLOSEOUT MANUFACTURE FROM:	EA	1
28		PFFZZ	9330-00-180-9642	LP513	81348	STRIP: PHENOLIC, 1/8 IN. X 2 IN. X 84 7/32 IN. LG REQUIRED		
28	31	PAFZZ	5340-00-042-8682	BN528-428-1-24	73197	NUT, BLIND: 1/4-28 UNF	EA	5

(1) ILLUSTRATION		(2)	(3)	(4)	(5)	(6)	(7)	(8)
(a) FIG NO.	(b) ITEM NO.	SMR CODE	NATIONAL STOCK NUMBER	PART NUMBER	FSCM	DESCRIPTION USABLE ON CODE	U/M	QTY INC IN UNIT
28	32	PCFZZ	5330490-2098	5-4-2155-11-35	81337	SEAL, BULB	EA	1
28	33	PAFZZ	5320-00-93-1972	AD42H	07707	RIVET, BLIND: DOMED HD, 1/8 IN.DIA	EA	18
28	34	PAFZZ	5320-00-274-8149	16404412	19738	RIVET, BLIND: CSK HD, 1/8 IN.DIA	EA	18
28	35	MFFZZ		5-4-2067-12-36	81337	ANGLE	EA	1
28		XBFZZ		QQ-A-200-9	81348	MANUFACTURE FROM: SHEET: ALUMINUM TYPE 6063T5, 1/18 IN. X 3/4 IN.X 3/4 IN.X 89 27/64 IN.LG REQUIRED		
28	38	MFFZZ		5-4-2057-12-12	81337	CLOSEOUT	EA	1
28		PFFZZ	9330-00-180-9842	LP513	81348	MANUFACTURE FROM: STRIP: PHENOLIC, 1/8 IN.X 2 IN.X 69 7/64IN.LG REQUIRED		
28	37	XBFZZ		Z78-104818	98376	Box	EA	1
28	38	XBHHH		5-4-2166-12-1	81337	(USE WITH PANEL ASSEMBLY, P/N 6-4-2057-112 (81337), ONLY) PANEL ASSEMBLY	EA	1



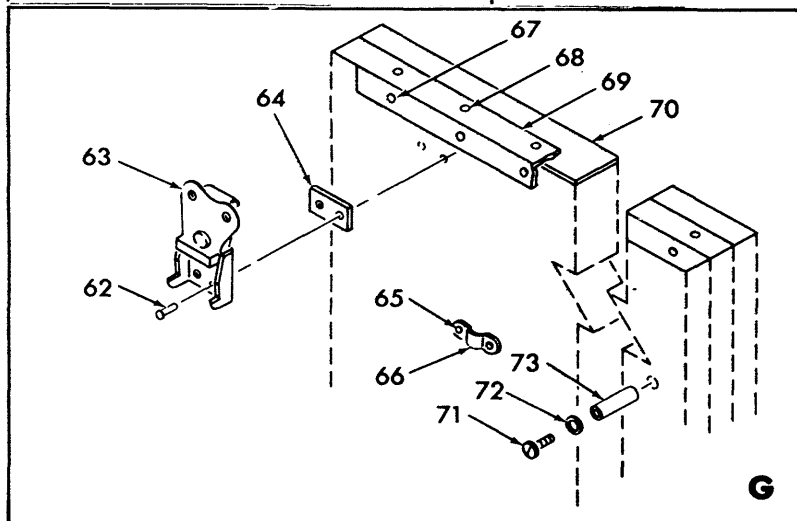
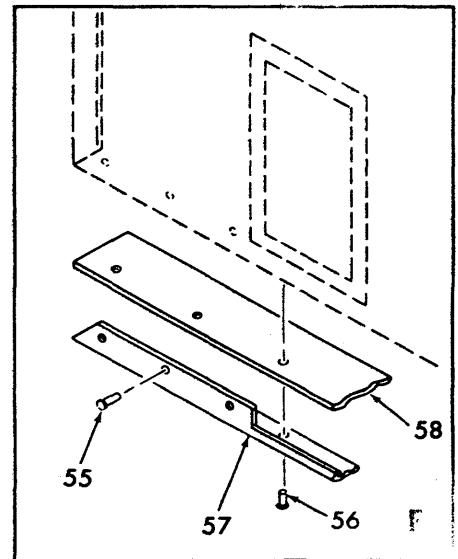
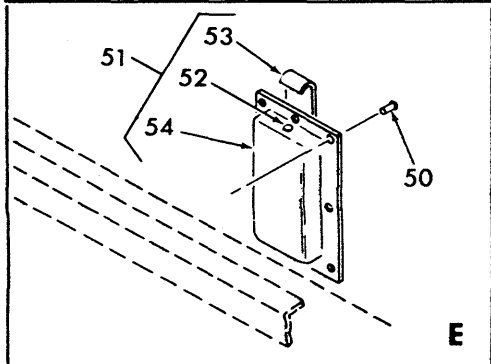
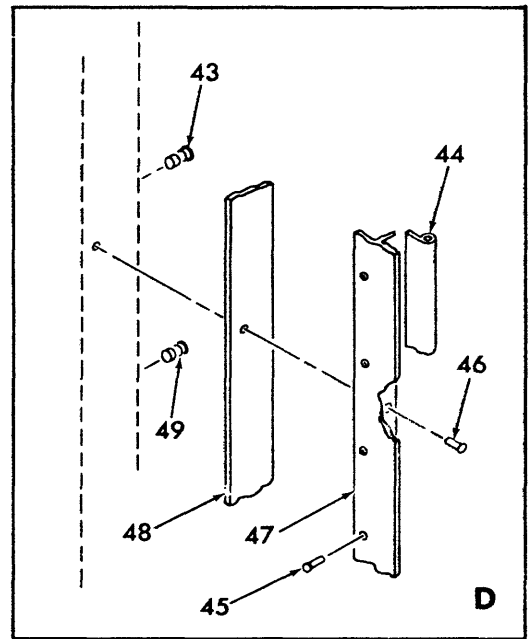
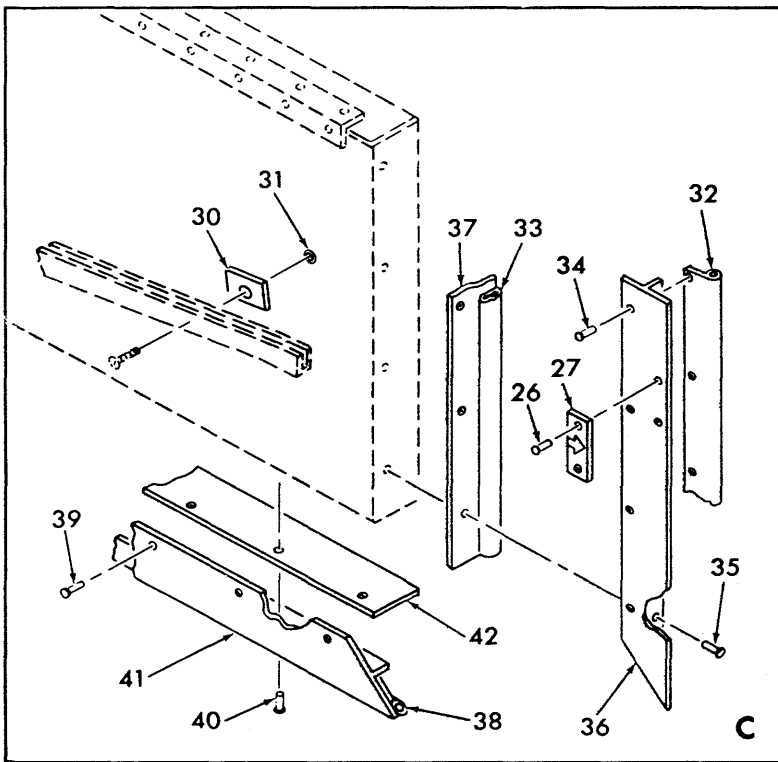
TS 005429

Figure 29. Right and left front and rear folding side assemblies (Sheet 1 of 4).



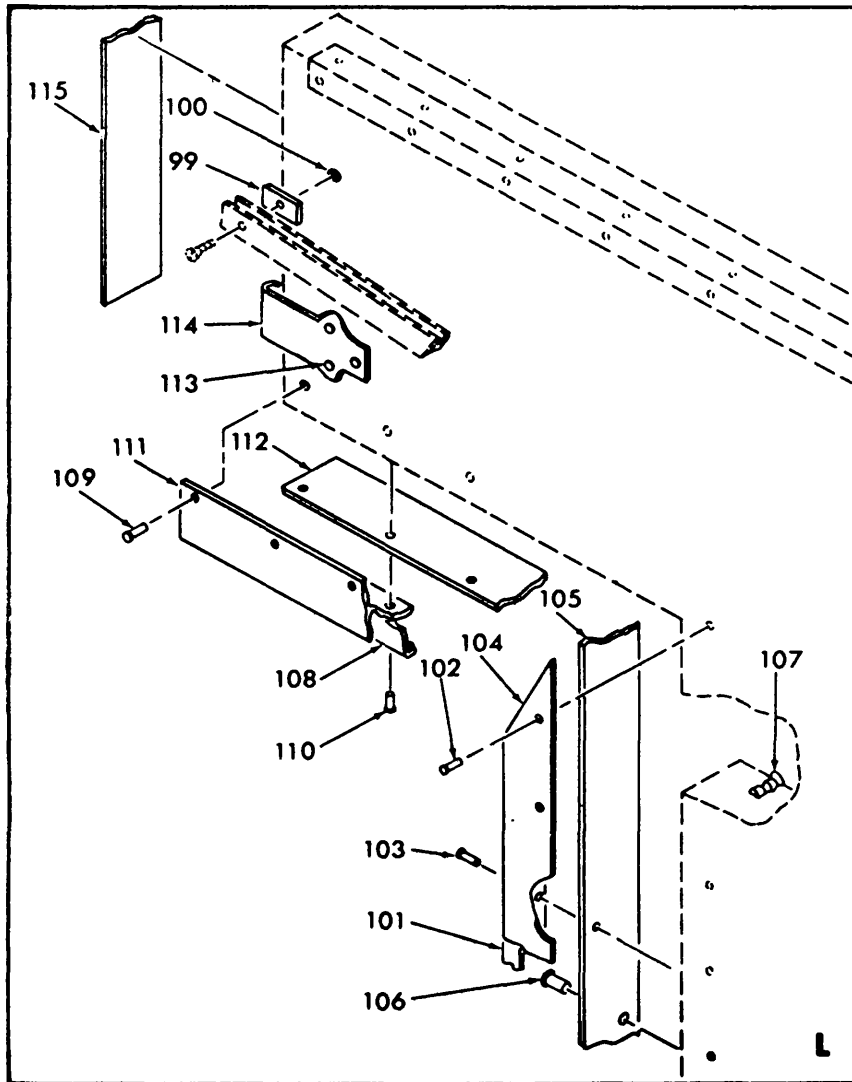
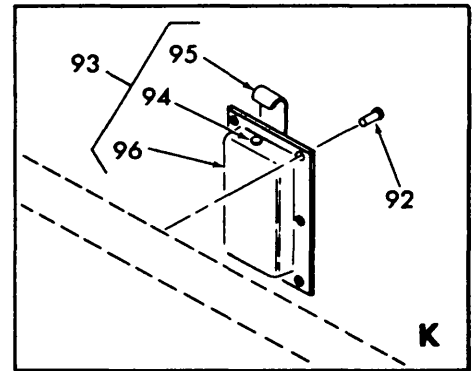
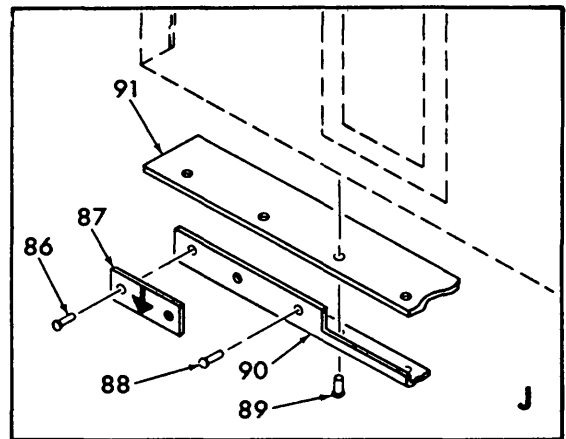
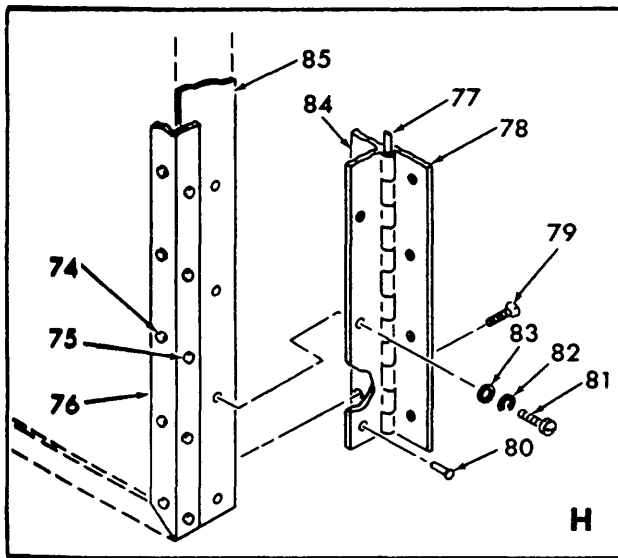
TS 005477

Figure 29. Right and left front and rear folding side assemblies (Sheet 2 of 4).



TS 005478

Figure 29. Right and left front and rear folding side assemblies (Sheet 3 of 4).



TS 005479

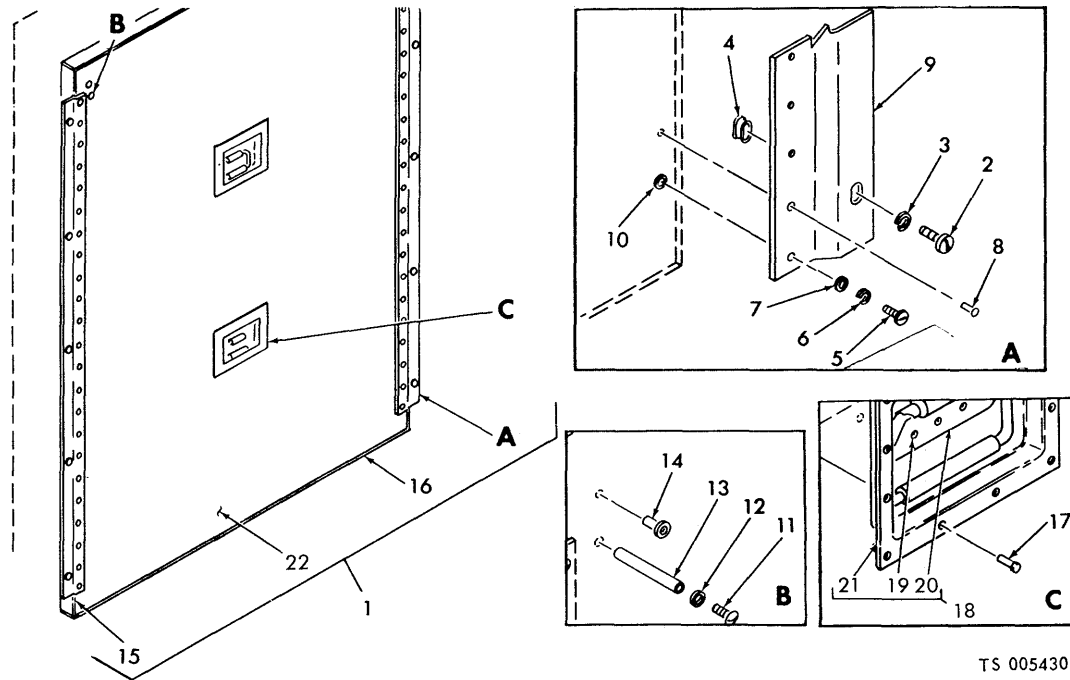
Figure 29. Right and left front and rear folding side assemblies (Sheet 4 of 4).

(1) ILLUSTRATION		(2)	(3)	(4)	(5)	(6)	(7)	(8)
(a) FIG NO.	(b) ITEM NO.	SMR CODE	NATIONAL STOCK NUMBER	PART NUMBER	FSCM	DESCRIPTION USABLE ON CODE	U/M	QTY INC IN UNIT
29	1	XBFFF		5-4-2045-14	81337	SIDE ASSEMBLY, FOLDING, RIGHT REAR (COMPONENTS SAME AS SIDE ASSEMBLY, P/N 5-4-2045-15 (81337), EXCEPT WHERE INDIVIDUAL COMPONENTS ARE ANNOTATED)	EA	1
29	1	XBFFF		5-4-2045-15	81337	SIDE ASSEMBLY, FOLDING, LEFT FRONT	EA	1
29	2	PAFZZ	5320-00-932-1972	AD42H	07707	RIVET, BLIND: DOMED HD, 1/8 IN.DIA	EA	23
29	3	PAFZZ	5320-00-882-8388	AD43H	07707	RIVET, BLIND: DOMED HD, 1/8 IN.DIA	EA	23
29	4	XDFZZ		5-4-2049-14-11	81337	ANGLE	EA	1
29	5	PBFZZ	5340-01-029-9183	MS20253P5-9600	96906	PIN, HINGE: CRES, 0.129 IN.DIA, 83 11/16 IN.LG	EA	1
29	6	PBFZZ	5340-00-537-8906	5-4-2158-14-14	81337	HINGE, HALF	EA	1
29	7	PAOZZ	5305-00-724-7847	MS24693C294	96906	SCREW, MACHINE: CRES, FLAT CSK HD, 1/4-38 UNF, 1/2 IN.LG	EA	2
29	8	PAFZZ	5320-00-956-7355	AD64H	07707	RIVET, BLIND: DOMED HD, 3/16 IN.DIA	EA	50
29	9	PAOZZ	5305-00-993-2463	MS35207-279	96906	SCREW, MACHINE: CD PLTD, PAN HD, 1/4-28 UNF, 1/2 IN.LG	EA	4
29	10	PAOZZ	5310-00-550-1130	MS35333-40	96906	WASHER, LOCK: CD PLTD, INTL TOOTH, 1/4 IN.	EA	4
29	11	PAOZZ	5310-00-809-4058	MS27183-10	96906	WASHER, FLAT: CD PLTD, .281 IN.ID	EA	4
29	12	PBFZZ	5340-00-537-8904	5-4-2158-14-13	81337	HINGE, HALF	EA	1
29	13	MFFZZ		5-4-2045-14-9	81337	CLOSEOUT	EA	1
29		PFFZZ	9330-00-180-9642	LP513	81348	MANUFACTURE FROM: STRIP: PHENOLIC, 1/8 IN.X 2 IN.X 81 31/32 IN.LG REQUIRED		
29	14	PAFZZ	5305-00-054-6652	MS51957C28	96906	SCREW, MACHINE: CRES, RD HD, NO.6-32 UNC, 3/8 IN.LG	EA	2
29	15	PAFZZ	5310-00-638-9857	AN960C6L	88044	WASHER, FLAT: CRES, NO.6	EA	2
29	16	XBFFZ		5-4-2049-14-18	81337	ROD, GROUNDING	EA	1
29	17	PAFZZ	5320-00-932-1972	AD42H	07707	RIVET, BLIND: DOMED HD, 1/8 IN.DIA	EA	3
29	18	PAFZZ	5340-00-797-9955	NO. 3	82240	LATCH	EA	1
29	19	XDFZZ		5-4-2045-14-15	81337	SHIM	EA	1
29	20	PAFZZ	5320-00-932-1972	AD42H	07707	RIVET, BLIND: DOMED HD, 1/8 IN.DIA	EA	17
29	21	PAFZZ	5320-00-274-8149	1604-0412	19738	RIVET, BLIND: CSK HD, 1/8 IN.DIA	EA	17
29	22	MFFZZ		5-4-2049-14-12	81337	ANGLE MANUFACTURE FROM:	EA	1
29		XBFFZ		QQ-A200-9	81348	SHEET: ALUMINUM, TYPE 6063T5 1/16 IN.X 3/4 IN.X 3/4 IN.X 67 1/32 IN.LG REQUIRED		
29	23	MFFZZ		5-4-2045-14-10	81337	CLOSEOUT MANUFACTURE FROM:	EA	1
29		PFFZZ	9330-00-180-9642	LP513	81348	STRIP: PHENOLIC, 1/8 IN.X 2 IN.X 66 3/4 IN.LG REQUIRED		
29	24	PAFZZ	5320-00-932-1972	AD42H	07707	RIVET, BLIND: DOMED HD, 1/8 IN.DIA	EA	6
29	25	PAFZZ	5340-01-029-7334	A3S3B1-040	84256	RECEPTACLE, BALL LOCK	EA	3
29	26	PAFZZ	5320-00-117-6826	MS20470AD4-4	96906	RIVET, SOLID: ALUMINUM, UNIVERSAL HD, 1/8 IN.DIA, 1/4 IN.LG	EA	4
29	27	XDFZZ		5-4-2049-14-52	81337	PLATE, ALIGNMENT	EA	2
29	28	PAFZZ	5305-00-066-7327	MS24693C28	96906	SCREW, MACHINE: CRES, FLAT CSK HD, NO. 6-32 UNC, 1/2 IN.LG	EA	10
29	29	XBFFZ		5-4-2122-14-51	81337	FRAME, BELLOWS	EA	1
29	30	PBFZZ	5365-00-499-1681	5-4-2046-14-16	81337	SPACER	EA	1
29	31	PAFZZ	5310-00-188-7983	A6B75	03481	NUT, BLIND	EA	10
29	32	MFFZZ		5-4-2155-14-49	81337	SEAL, BULB MANUFACTURE FROM:	EA	1
29		XBFFZ		ZZR765	81348	RUBBER, SILICONE: CLASS IIA-50, COLOR CD, 129 1/32 IN.LG REQUIRED		
29	33	PAFZZ	5330-00-369-4164	1992	83478	SEAL	A EA	1
29	33	PAFZZ		5-4-2155-14-55	81337	SEAL: RUBBER, SILICONE, 11 17/64 IN.LG	B EA	1
29	34	PAFZZ	5320-00-882-8388	AD43H	07707	RIVET, BLIND: DOMED HD, 1/8 IN.DIA	EA	4
29	35	PAFZZ	5320-00-274-8149	1604-0412	19738	RIVET, BLIND: CSK HD, 1/8 IN.DIA	EA	4
29	36	PAFZZ	5410-00-448-9827	5-4-2049-14-47	81337	TEE	EA	1

(1) ILLUSTRATION		(2)	(3)	(4)	(5)	(6)	(7)	(8)
(a) FIG NO.	(b) ITEM NO.	SMR CODE	NATIONAL STOCK NUMBER	PART NUMBER	FSCM	DESCRIPTION USABLE ON CODE	U/M	QTY INC IN UNIT
29	37	MFFZZ		5-4-2045-14-5	81337	CLOSEOUT MANUFACTURE FROM:	EA	±
29		PFFZZ	9330-00-180-9642	LP513	81349	STRIP: PHENOLIC, 1/8 IN.X 2 IN.X 11 5/32 IN.LG REQUIRED		
29	38	MFFZZ		5-4-2155-14-50	81337	SEAL, BULB MANUFACTURE FROM:	EA	1
29		XBFZZ		ZZ-R765	81348	RUBBER, SILICONE: CLASS IIA-50, COLOR CD, 26 1/8 IN.LG REQUIRED		
29	39	PAFZZ	5320-00-882-8388	AD43H	07707	RIVET, BLIND: DOMED HD, 1/8 IN.DIA	EA	8
29	40	PAFZZ	5330-00-274-8149	1604-0412	19738	RIVET, BLIND: CSK HD, 1/8 IN.DIA	EA	8
29	41	PAFZZ	5410-00-448-9840	5-4-2049-14-48	81337	TEE	EA	1
29	42	MFFZZ		5-4-2046-14-6	81337	CLOSEOUT MANUFACTURE FROM:	EA	1
29		PFFZZ	9330-00-180-9642	LP513	81348	STRIP: PHENOLIC, 1/8 IN.X 2 IN.X 24 31/32 IN.LG REQUIRED		
29	43	PAFZZ	5310-00-194-8023	A10B130	03481	NUT, BLIND: ALUMINUM, NO.10-32 UNF	EA	2
29	44	MFFZZ		5-4-2155-14-19	81337	SEAL MANUFACTURE FROM:	EA	1
29		XBFZZ		ZZ-R765	81348	RUBBER: SILICONE, CLASS IIA-50, COLOR CD, 73 IN.LG REQUIRED		
29	45	PAFZZ	5320-00-882-8388	AD43H	07707	RIVET, BLIND: DOMED HD, 1/8 IN.DIA	EA	25
29	46	PAFZZ	5330-00-274-8149	1604-0412	19738	RIVET, BLIND: CSK HD, 1/8 IN.DIA	EA	18
29	47	MFFZZ		5-4-2157-14-41	81337	TEE MANUFACTURE FROM:	EA	1
29		XBFZZ		QQ-A200-8	81348	TEE: ALUMINUM, TYPE 6061T6, 1/8 IN.X 2 IN.X 3/4 IN.X 74 1/8 IN.LG REQUIRED		
29	48	MFFZZ		5-4-2045-14-7	81337	CLOSEOUT MANUFACTURE FROM:	EA	1
29		PFFZZ	9330-00-180-9642	LP513	81348	STRIP: PHENOLIC, 1/8 IN.X 2 IN.X 73 3/32 IN.LG REQUIRED		
29	49	PAFZZ	5410-00-018-7382	BN528-428-2-24	73197	NUT, BLIND: 1/4-28 UNF	EA	13
29	50	PAFZZ	5320-00-932-1972	AD42H	07707	RIVET, BLIND: DOMED HD, 1/8 IN.DIA	EA	40
29	51	PAFZZ	5410-00-440-9976	5-4-2159-14-43	81337	LATCH ASSEMBLY	EA	5
29	52	PAFZZ	5320-00-426-2320	ADS2H	07707	RIVET, BLIND: DOMED HD, 5/32 IN.DIA	EA	4
29	53	XBFZZ		H251-695	98003	LATCH	EA	1
29	54	PAFZZ	5410-00-440-9974	5-4-2159-10-6	81337	BOX	EA	1
29	55	PAFZZ	5320-00-932-1972	AD42H	07707	RIVET, BLIND: DOMED HD, 1/8 IN.DIA	EA	8
29	56	PAFZZ	532000-274-8149	1604-0412	19738	RIVET, BLIND: CSK HD, 1/8 IN.DIA	EA	11
29	57	XBFZZ		5-4-2045-14-42	81337	ANGLE	EA	1
29	58	MFFZZ		5-4-2045-14-8	81337	CLOSEOUT MANUFACTURE FROM:	EA	1
29		PFFZZ	9330-00-180-9642	LP513	81348	STRIP: PHENOLIC, 1/8 IN.X 2 IN.X 41 25/32 IN.LG REQUIRED		
29	59	PAFZZ	5410-00-466-7455	5-4-2079-4-129	81337	INSERT	EA	1
29	60	XBFFF		5-4-2156-14-1	81337	PANEL ASSEMBLY	EA	1
29	61	XBFFF		5-4-2045-16	81337	SIDE ASSEMBLY, FOLDING, LEFT REAR (COMPONENTS SAME AS SIDE ASSEMBLY, P/N 5-4-2045-17 (81337) EXCEPT WHERE INDIVIDUAL COMPONENTS ARE ANNOTATED)	EA	1
29	61	XBHHH		5-4-2045-17	81337	SIDE ASSEMBLY, RIGHT FRONT	EA	1
29	62	PAFZZ	5320-00-882-8388	AD43H	07707	RIVET, BLIND: DOMED HD, 1/8 IN.DIA	EA	3
29	63	PAFZZ	5340-00-797-9955	NO3	82240	LATCH	EA	1
29	64	XDFZZ		5-4-2045-14-15	81337	SHIM	EA	1
29	65	PAFZZ	5320-00-932-1972	AD42H	07707	RIVET, BLIND: DOMED HD, 1/8 IN.DIA	EA	4
29	66	PAFZZ	5340-01-029-7334	A3S3B1-040	84256	RECEPTACLE, BALL LOCK	EA	2

(1) ILLUSTRATION		(2)	(3)	(4)	(5)	(6)	(7)	(8)
(a) FIG NO.	(b) ITEM NO.	SMR CODE	NATIONAL STOCK NUMBER	PART NUMBER	FSCM	DESCRIPTION USABLE ON CODE	U/M	QTY INC IN UNIT
29	67	PAFZZ	5320-00-932-1972	AD42H	07707	RIVET, BLIND: DOMED HD, 1/8 IN.DIA	EA	17
29	68	PAFZZ	5320-00-274-8149	1604-0412	19738	RIVET, BLIND: CSK HD, 1/8 IN.DIA	EA	17
29	69	MFFZZ		5-4-2049-14-12	81337	ANGLE	EA	1
29		XBFZZ		QQ-A200-9	81348	MANUFACTURE FROM: SHEET: ALUMINUM, TYPE 6063T5, 1/16 IN.X 3/4 IN.X 3/4 IN.X 67 1/32 IN.LG REQUIRED		
29	70	MFFZZ		5-4-2045-14-10	81337	CLOSEOUT	EA	1
29		PFFZZ	9330-00-180-9642	LP513	81348	MANUFACTURE FROM: STRIP: PHENOLIC, 1/8 IN.X 2 IN.X 66 3/4 IN.LG REQUIRED		
29	71	PAFZZ	5305-00-054-6652	MS51957C28	96906	SCREW, MACHINE: CRES, RD HD, NO.6-32 UNC, 3/8 IN.LG	EA	2
29	72	PAFZZ	5310-00-638-9857	AN960C6L	88044	WASHER, FLAT: CRES, NO.6	EA	2
29	73	XBFZZ		5-4-2049-14-18	81337	ROD	EA	1
29	74	PAFZZ	5320-00-932-1972	AD42H	07707	RIVET, BLIND: DOMED HD, 1/8 IN.DIA	EA	23
29	75	PAFZZ	5320-00-882-8388	AD43H	07707	RIVET, BLIND: DOMED HD, 1/8 IN.DIA	EA	23
29	76	XDFZZ		5-4-2049-14-11	81337	ANGLE	EA	1
29	77	PBFZZ	5340-01-029-9183	MS20253P5-9600	96906	PIN, HINGE: CRES, .129 IN.DIA, 8311/16 IN.LG	EA	1
29	78	PBFZZ	5340-00-537-8906	5-4-2158-14-14	81337	HINGE, HALF	EA	1
29	79	PBOZZ	5305-00-724-7847	MS24693C294	96906	SCREW, MACHINE: CRES, FLAT CSK HD, 1/4-28 UNF, 1/2 IN.LG	EA	2
29	80	PAFZZ	5320-00-956-7355	AD64H	07707	RIVET, BLIND: DOMED HD, 3/16 IN.DIA	EA	50
29	81	PAOZZ	5305-00-993-2463	MS35207-279	96906	SCREW, MACHINE: CD PLTD, PAN HD, 1/4-28 UNF, 1/2 IN.LG	EA	4
29	82	PAOZZ	5310-00-550-1130	MS35333-40	96906	WASHER, LOCK: CD PLTD, INTL TOOTH, 1/4 IN.	EA	4
29	83	PAOZZ	5310-00-809-4058	MS27183-10	96906	WASHER, FLAT: CD PLTD, .281 IN.ID	EA	4
29	84	PBFZZ	5340-00-537-8904	5-4-2158-14-13	81337	HINGE, HALF	EA	1
29	85	MFFZZ		5-4-2045-14-9	81337	CLOSEOUT	EA	1
29		PFFZZ	9330-00-180-9642	LP513	81348	MANUFACTURE FROM: STRIP: PHENOLIC, 1/8 IN.X 2 IN.X 81 31/32 IN.LG REQUIRED		
29	86	PAFZZ	5320-00-117-6826	MS20470AD44	96906	RIVET, SOLID: ALUMINUM, UNIVERSAL HD, 1/8 IN.DIA, 1/4 IN.LG	EA	2
29	87	XBFZZ		5-4-2049-16-50	81337	PLATE, ALIGNMENT	EA	1
29	88	PAFZZ	320-00-882-8388	AD43H	07707	RIVET, BLIND: DOMED HD, 1/8 IN.DIA	EA	8
29	89	PAFZZ	5320-00-274-8149	1604-0412	19738	RIVET, BLIND: CSK HD, 1/8 IN.DIA	EA	11
29	90	XBFZZ		5-4-2045-14-42	81337	ANGLE	EA	1
29	91	MFFZZ		5-4-2045-14-8	81337	CLOSEOUT	EA	1
29		PFFZZ	9330-00-180-9642	LP513	81348	MANUFACTURE FROM: STRIP: PHENOLIC, 1/8 IN.X 2 IN.X 41 25/32 IN.LG REQUIRED		
29	92	PAFZZ	5320-00-932-1972	AD42H	07707	RIVET, BLIND: DOMED HD, 1/8 IN.DIA	EA	40
29	93	PAFZZ	5410-00-440-9976	5-4-2159-14-43	81337	LATCH ASSEMBLY	EA	5
29	94	PAFZZ	5320-00-426-2320	AD52H	07707	RIVET, BLIND: DOMED HD, 5/32 IN.DIA	EA	4
29	95	XBFZZ		H251-695	98003	LATCH	EA	1
29	96	PAFZZ	5410-00-440-9974	5-4-2159-10-6	81337	BOX	EA	1
29	97	PAFZZ	5305-00-066-7327	MS24693C28	96906	SCREW, MACHINE: CRES, FLAT CSK HD, NO.6-32 UNC, 1/2 IN.LG	EA	10
29	98	XBFZZ		5-4-2122-16-49	81337	FRAME, BELLOWS	EA	1
29	99	PBFZZ	5365-00-499-1681	5-4-2046-14-16	81337	SPACER	EA	1
29	100	PAFZZ	5310-00-188-7983	A6B75	03481	NUT, BLIND: ALUMINUM, NO.6-32 UNC	EA	10
29	101	MFFZZ		5-4-2155-14-19	81337	SEAL, BULB	EA	1
29		XBFZZ		ZZ-R765	81348	MANUFACTURE FROM: RUBBER: SILICONE, CLASS IIA-50, COLOR CD, 73 IN.LG REQUIRED		

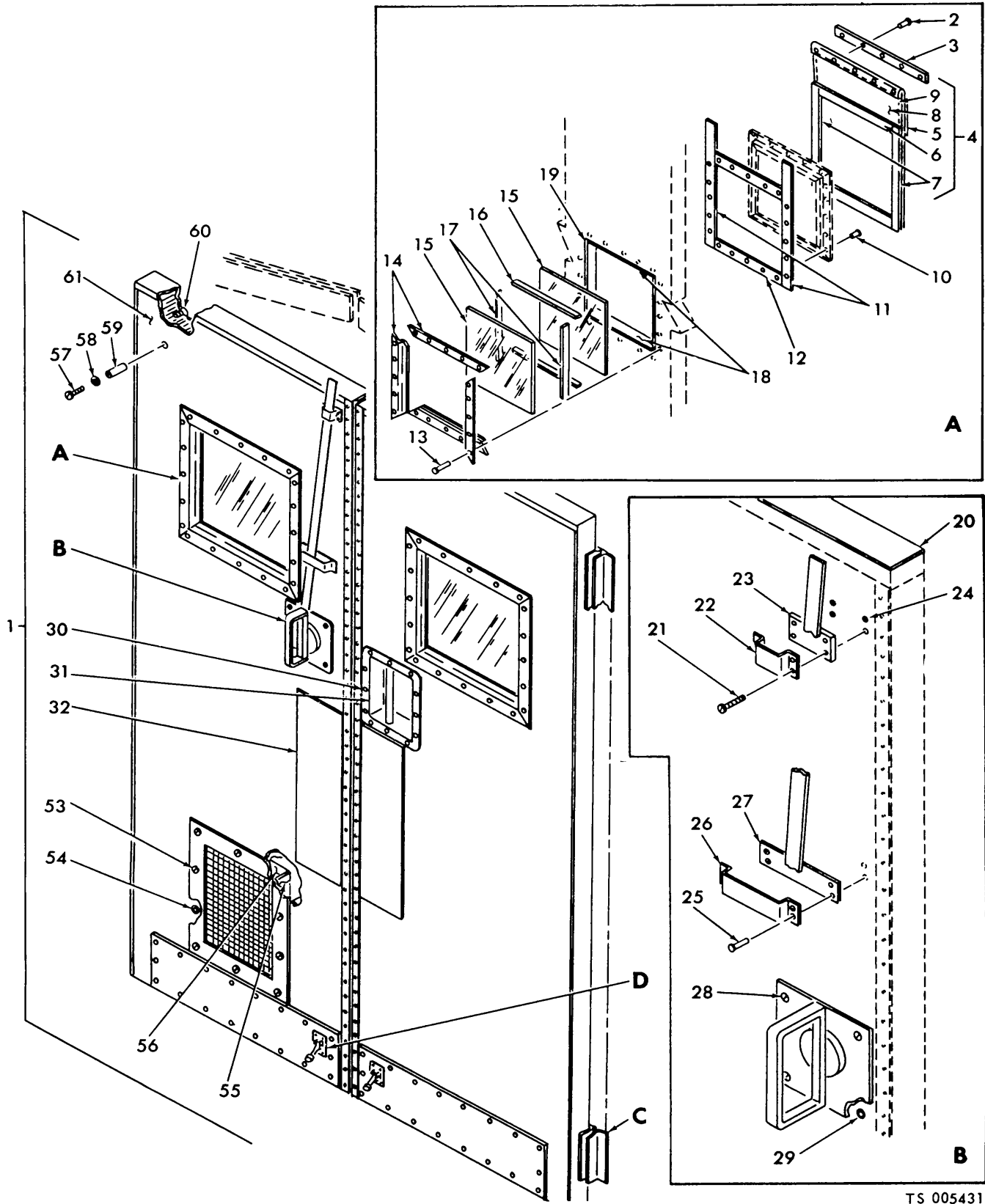
(1) ILLUSTRATION		(2)	(3)	(4)	(5)	(6)	(7)	(8)
(a) FIG NO.	(b) ITEM NO.	SMR CODE	NATIONAL STOCK NUMBER	PART NUMBER	FSCM	DESCRIPTION USABLE ON CODE	U/M	QTY INC IN UNIT
29	102	PAFFZZ	5320-00-882-8388	AD43H	01/01	RIVET, BLIND: DOMED HD, 1/8 IN.DIA	EA	25
29	103	PAFZZ	5320-00-274-8149	1604-0412	19738	RIVET, BLIND: CSK HD, 1/8 IN.DIA	EA	18
29	104	MFFZZ		5-4-2157-14-41	81337	TEE	EA	1
29		XBFZZ		QQ-A200-8	81348	MANUFACTURE FROM: TEE: ALUMINUM, TYPE 6061T6, 1/8 IN.X 2 IN.X 3/4 IN.X 74 1/6 IN.LG REQUIRED		
29	105	MFFZZ		5-4-2045-14-7	81337	CLOSEOUT	EA	1
29		PPFZZ	9330-00-180-9642	LP513	81348	MANUFACTURE FROM: STRIP: PHENOLIC, 1/8 IN.X 2 IN.X 73 3/32 IN.LG REQUIRED		
29	106	PAFZZ	5410-00-018-7382	BN528-428-2-24	73197	NUT, BLIND: 1/4-28 UNF	EA	13
29	107	PAFZZ	5310-00-194-8023	A10B130	03481	NUT, BLIND: ALUMINUM, NO.10-32 UNF	EA	2
29	108	MFFZZ		5-4-2155-16-48	81337	SEAL, BULB	EA	1
29		XBFZZ		ZZ-R765	81348	MANUFACTURE FROM: RUBBER: SILICONE, CLASS IIA-50, COLOR CD, 25 IN.LG REQUIRED		
29	109	PAFZZ	5320-00-882-8388	AD43H	07707	RIVET, BLIND: DOMED HD, 1/8 IN.LG	EA	8
29	110	PAFZZ	5320-00-274-8149	1604-0412	19738	RIVET, BLIND: CSK HD, 1/8 IN.DIA	EA	8
29	111	XBFZZ		5-4-2157-16-47	81337	TEE	EA	1
29	112	MFFZZ		5-4-2045-14-6	81337	CLOSEOUT	EA	1
29		PPFZZ	9330-00-180-9642	LP513	81348	MANUFACTURE FROM: STRIP: PHENOLIC, 1/8 IN.X 2 IN.X 24 31/32 IN.LG REQUIRED		
29	113	PAFZZ	5320-00-236-3929	1604-0615	19738	RIVET, BLIND: CSK HD, 3/16 IN.DIA	EA	4
29	114	XBFZZ	6605-00-872-2076	ZS5P2-216	98376	LATCH	EA	1
29	115	MFFZZ		5-4-2045-14-5	81337	CLOSEOUT	EA	1
29		PPFZZ	9330-00-180-9642	LP513	81348	MANUFACTURE FROM: STRIP: PHENOLIC, 1/8 IN.X 2 IN.X 11 5/32 IN.LG REQUIRED		
29	116	XBFFF		5-4-2156-14-1	81337	PANEL ASSEMBLY	EA	1
30	1	XBHHH		5-4-2059-18	81337	PANEL ASSEMBLY, REMOVABLE, FRONT AND REAR END	EA	2
30	2	PAFZZ	5305-00-499-1211	5-4-2079-19-36	81337	SCREW, CAPTIVE	EA	10
30	3	PAFZZ	5310-00-812-2106	4814-14-01	78189	WASHER, LOCK	EA	10
30	4	PAFZZ	5325-00-141-4003	GH4	72794	GROMMET	EA	10
30	5	PAFZZ	5305-00-993-2461	M535207-281	96906	SCREW, MACHINE: CD PLTD, PAN HD, 1/4-28-UNF, 3/4 IN.LG	EA	4
30	6	PAFZZ	5310-00-550-1130	MS35333-40	96906	WASHER, LOCK: CD PLTD, INT TOOTH, 1/4	EA	4
30	7	PAFZZ	5310-00-823-8804	MS27183-9	96906	WASHER, FLAT: CD PLTD, 1/4 IN.ID	EA	4
30	8	PAFZZ	5320-00-956-7362	AD62H	07707	RIVET, BLIND: DOMED HD, 3/16 IN.DIA	EA	42
30	9	XBHZZ		5-4-2059-8-17	81337	STRAP	EA	2
30	10	PAFZZ	5340-00-042-8682	BN528-428-1-24	73197	NUT, BLIND: 1/4-28 UNF	EA	4



TS 005430

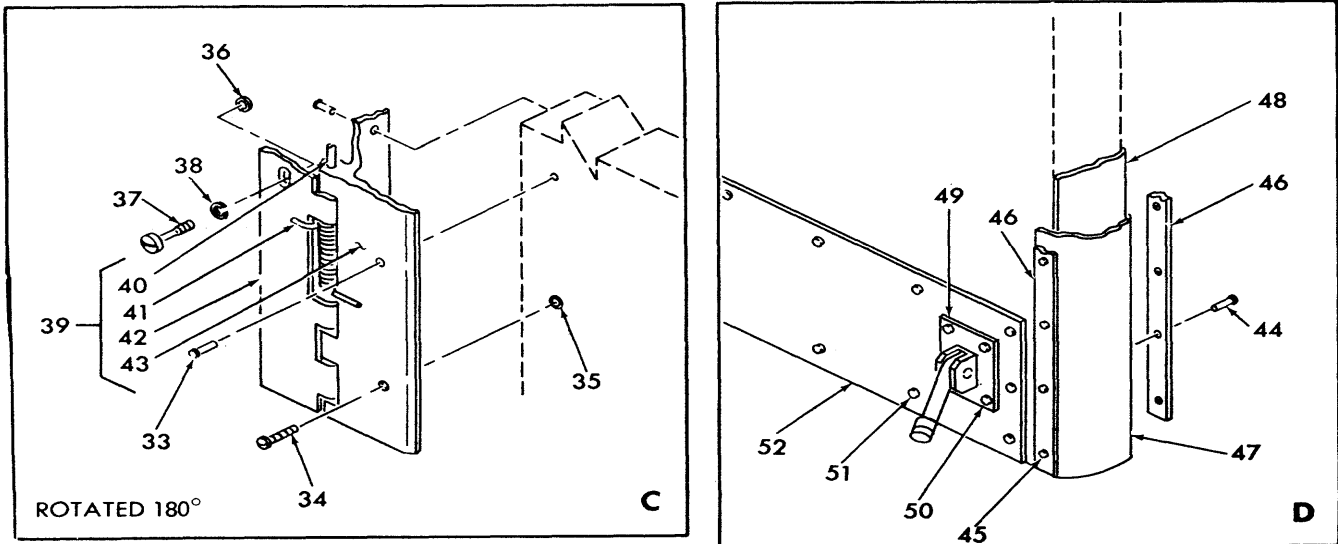
(1) ILLUSTRATION		(2)	(3)	(4)	(5)	(6)	(7)	(8)
(a) FIG NO.	(b) ITEM NO.	SMR CODE	NATIONAL STOCK NUMBER	PART NUMBER	FSCM	DESCRIPTION	USABLE ON CODE	QTY INC IN UNIT
30	11	PAFZZ	5305-00-054-6652	MS51957-28	96906	SCREW, MACHINE: CRES, ROUND HD, 6-32 UNC, 3/8 IN.LG		EA 2
30	12	PAFZZ	5310-00-638-9857	AN960C6L	88044	WASHER, FLAT: CRES, NO.6		EA 2
30	13	XBHZZ		5-4-2059-18-11	81337	ROD, GROUNDING		EA 1
30	14	PAFZZ	5310-00-194-8023	A108130	03481	NUT, BLIND: AL., NO.10-32 UNF		EA 2
30	15	MHHZZ		5-4-2059-18-5	81337	CLOSEOUT, PHENOLIC		EA 2
30		PHHZZ	9330-00-180-9642	LP513	81348	MANUFACTURE FROM: SHEET: PHENOLIC, 1/8 IN.X 2 IN.X 72 5/8 IN.LG		
30	16	MHHZZ		5-4-2059-18-6	81337	REQUIRED FOR EACH CLOSEOUT CLOSEOUT, PHENOLIC	EA	2
30		PHHZZ	9330-00-180-9642	LP513	81348	MANUFACTURE FROM: SHEET: PHENOLIC, 1/8 IN.X 2 IN.X 49 5/8 IN.LG		
30	17	PAFZZ	5320-00-932-1972	AD42H	07707	REQUIRED FOR EACH CLOSEOUT RIVET, BLIND: DOMED HD, AL, 1/8 IN.DIA		EA 24
30	18	PAFZZ	5410-00-440-9972	5-4-2171-18-8	81337	HANDLE ASSEMBLY		EA 2
30	19	PAFZZ	5320-00-117-7285	MS20426AD6-5	96906	RIVET, SOLID: ALUMINUM, CSK HD, 3/16 IN.DIA, 5/16 IN.	B	EA 5
30	20	XBFFZZ		ZSP3-003-1	98376	HANDLE	B	EA 1
30	21	XBFFZZ		5-4-2171-18-9	81337	BOX	B	EA 1
30	22	XBHHH		5-4-2059-18-1	81337	PANEL ASSEMBLY		EA 1

Figure 30. Front and rear end panel assembly.



TS 005431

Figure 31. Left and right swinging door assemblies (Sheet 1 of 2)



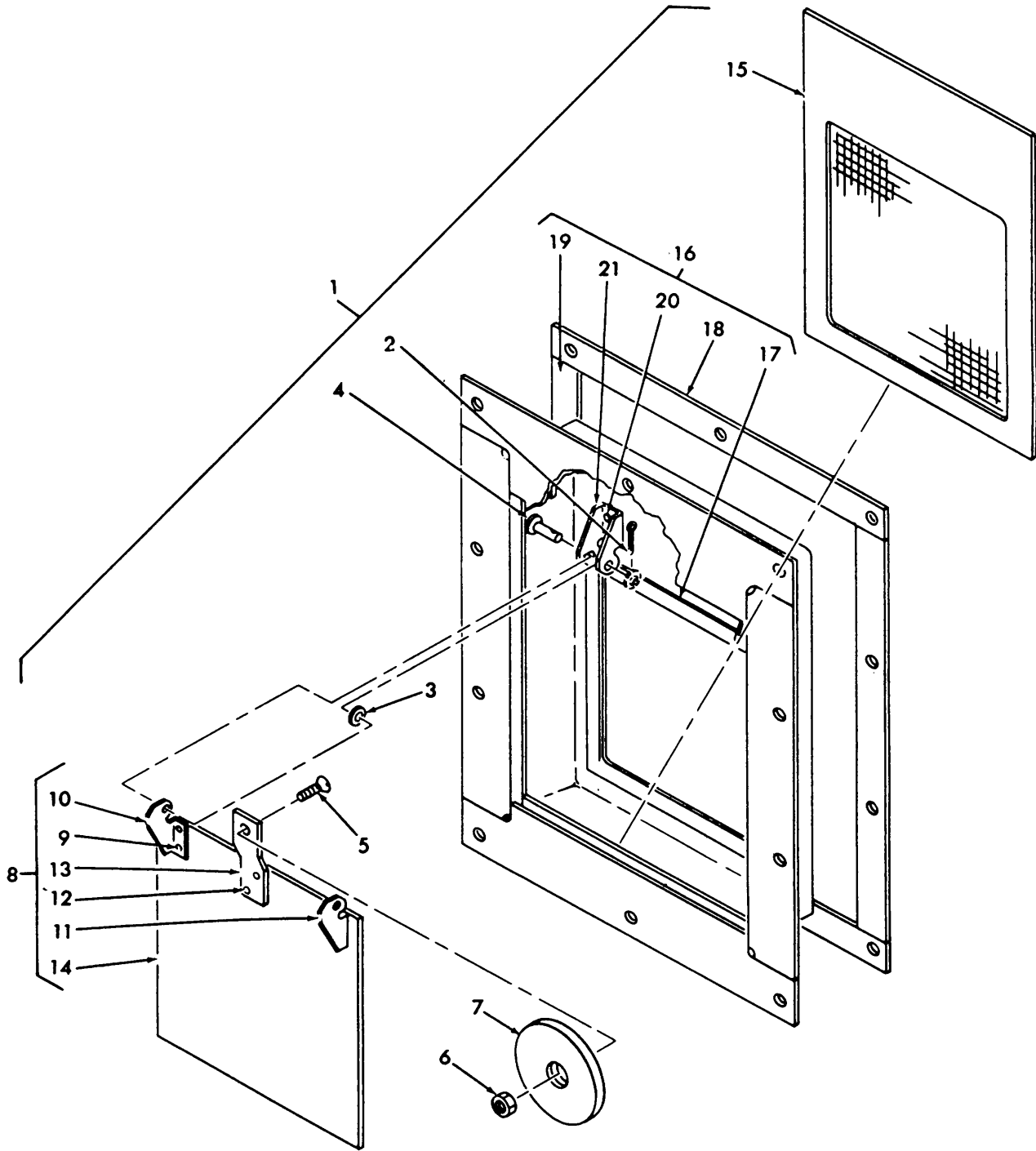
TS 005480

(1) ILLUSTRATION		(2)	(3)	(4)	(5)	(6)	(7)	(8)
(a) FIG NO.	(b) ITEM NO.	SMR CODE	NATIONAL STOCK NUMBER	PART NUMBER	FSCM	DESCRIPTION	USABLE ON CODE	QTY INC IN UNIT
31	1	XBFZZ		5-4-2053-21	81337	DOOR ASSEMBLY SWINGING, LEFT (COMPONENTS SAME AS DOOR ASSEMBLY, P/N 5-4-2053-19 EXCEPT WHERE INDIVIDUAL COMPONENTS ARE ANNOTATED)	EA	2
31	1	XBFZZ		5-4-2053-20	81337	DOOR ASSEMBLY, SWINGING, RIGHT (COMPONENTS SAME AS DOOR ASSEMBLY, P/N 5-4-2053-19 EXCEPT WHERE INDIVIDUAL COMPONENTS ARE ANNOTATED)	EA	1
31	1	XBFZZ	5320-00-882-8388	5-4-2053-19	81337	DOOR ASSEMBLY, SWINGING, RIGHT	EA	1
31	2	PAFZZ		AD43H	07707	RIVET, BLIND: DOMED HD, 1/8 IN.DIA	EA	5
31	3	XBFZZ		5-4-2006-53	81337	STRIP, BLACKOUT	EA	1
31	4	MFFZZ		5-4-2022-51	81337	CURTAIN ASSEMBLY, BLACKOUT	EA	1
MANUFACTURE FROM:								
31	5	XBFZZ		5-4-1335-61-2	81337	FASTENER, TAPE: PILE	EA	2
31	6	XBFZZ		5-4-1335-61-3	81337	FASTENER, TAPE: HOOK	EA	2
31	7	XBFZZ		5-4-1335-61-4	81337	FASTENER TAPE: HOOK	EA	2
31	8	MFFZZ		5-4-1335-61-1	81337	CLOTH, COATED	EA	1
MANUFACTURE FROM:								
31		XBFZZ		MIL-C-43285	81349	NYLON: NEOPRENE COATED, 9 OZ., COLOR OD, TYPE 1, CLASS 3		
31	9	XBFZZ		5-4-1335-61-6	81337	THREAD: POLYESTER, TYPE 1, CLASS 1, SUBCLASS B, SIZE FF, V-T-285, SHADE S-I	FT	V
31	10	PAFZZ	5320-00-932-1972	AD42H	07707	RIVET, BLIND: DOMED HD, 1/8 IN.DIA	EA	18
31	11	MFFZZ		5-4-2054-19-21	81337	FASTENER, TPAE: PILE	EA	2
MANUFACTURE FROM:								
31		XBFZZ		MIL-F-21840	81349	PILE, FASTENER TAPE: COLOR OG 106, 1 IN x 17 IN.LG REQUIRED FOR EACH FASTENER		
31	12	MFFZZ		5-4-2054-19-22	81337	FASTENER, TAPE: PILE	EA	2
MANUFACTURE FROM:								
31		XBFZZ		MIL-F-21840	81349	PILE, FASTENER TAPE, COLOR OG 106, 1 IN x 12 IN.LG REQUIRED FOR EACH FASTENER		
31	13	PAFZZ	5320-00-932-1972	AD42H	07707	RIVET, BLIND: DOMED HD, 1/8 IN.DIA	EA	20
31	14	XBFZZ		5-4-2165-19-23	81337	EXTRUSION, WINDOW FRAME	EA	8
31	15	MFFZZ		5-4-2053-19-16	81337	WINDOW	EA	2
MANUFACTURE FROM:								
31		PFFZZ	9330-01-023-2032			PLEXIGLASS: 1/8 IN x 12 IN x 12 IN. REQUIRED FOR EACH WINDOW		

Figure 31. Left and right swinging door assemblies (Sheet 2 of 2).

(1) ILLUSTRATION		(2)	(3)	(4)	(5)	(6)	(7)	(8)
(a) FIG NO.	(b) ITEM NO.	SMR CODE	NATIONAL STOCK NUMBER	PART NUMBER	FSCM	DESCRIPTION USABLE ON CODE	U/M	QTY INC IN UNIT
31	16	MFFZZ		54-2053-19-18	81337	SPACER, TOP AND BOTTOM MANUFACTURE FROM:	EA	2
31		PFFZZ	9330-00-180-9642	LP513	813481	STRIP: PHENOLIC, 1/4 IN.X 21/32 IN.X 12 1/4 IN.LG REQUIRED FOR EACH SPACER		
31	17	MFFZZ		54-2053-19-17	81337	SPACER, SIDE MANUFACTURE FROM:	EA	2
31		PFFZZ	9330-00-180-9642	LP513	81348	STRIP: APHENOLIC, 1/4 IN.X 21/32 IN.X 11 3/4 IN.LG REQUIRED FOR EACH SPACER		
31	18	MFFZZ		54-2053-19-12	81337	CLOSEOUT, DOOR: TOP AND BOTTOM MANUFACTURE FROM:	EA	2
31		PFFZZ	9330-00-180-9642	LP513	81348	STRIP: PHENOLIC, 1/8 IN.X 12 3/32 IN.LG REQUIRED FOR EACH CLOSEOUT		
31	19	MFFZZ		54-2053-19-13	81337	CLOSEOUT, DOOR: SIDE MANUFACTURE FROM:	EA	2
31		PFFZZ	9330-00-180-9642	LP513	81348	STRIP: PHENOLIC, 1/8 IN.X 2 IN.X 12 11/32 IN.LG REQUIRED FOR EACH CLOSEOUT		
32	20	MFFZZ		54-2053-19-11	81337	CLOSEOUT, DOOR: TOP AND BOTTOM MANUFACTURE FROM:	EA	2
31		PFFZZ	9330-00-180-9642	LP513	81348	STRIP: PHENOLIC, 1/8 IN.X 2 IN.X 24 3/16 IN.LG REQUIRED FOR EACH CLOSEOUT		
31	21	XBFZZ		MS35224-7	96906	SCREW, MACHINE: CD PLTD, PAN HD, NO.10-32 UNF, 1 IN.LG (USE WITH DOOR ASSEMBLIES, P/N 5-4-2053-19 (81337), AND P/N 5-4-2053-20 (81337), ONLY)	EA	4
31	22	XBFZZ		5-4-2054-19-43	81337	BAR, RETAINER: UPPER (USE WITH DOOR ASSEMBLIES, P/N 5-4-2053-19 (81337), AND P/N 5-4-2053-20 (81337), ONLY)	EA	1
31	23	XBFZZ		5-4-2054-19-45	81337	SHIM RETAINER: UPPER (USE WITH DOOR ASSEMBLIES, P/N 5-4-2053-19 (81337) AND P/N 5-4-2053-20 (81337), ONLY)	EA	1
31	24	PAFZZ	5310-00-194-8023	A108130	03481	NUT, BLIND: NO.10-32 UNF (USE WITH DOOR ASSEMBLIES, P/N 5-4-2053-19 (81337) AND P/N 5-4-2053-20 (81337), ONLY)	EA	4
31	25	PAFZZ	5320-00-822-8386	AD44H	07707	RIVET, BLIND: DOMED HD, 1/8 IN.DIA (USE WITH DOOR ASSEMBLIES, P/N 5-4-2053-19 (81337) AND P/N 5-4-2053-20 (81337), ONLY)	EA	4
31	26	XBFZZ		5-4-2054-19-42	81337	BAR, RETAINER: LOWER (USE WITH DOOR ASSEMBLIES, P/N 5-4-2053-19 (81337) AND P/N 5-4-2053-20 (81337), ONLY)	EA	1
31	27	XBFZZ		5-4-2054-19-44	81337	SHIM, RETAINER: LOWER (USE WITH DOOR ASSEMBLIES, P/N 5-4-2053-19 (81337) AND P/N 5-4-2053-20 (81337), ONLY)	EA	1
31	28	PAFZZ	5305-00-051-0227	MS24693C272	96906	SCREW, MACHINE: CRES, FLAT CSK HD, NO.10-32 UNF, 1/2 IN.LG (USE WITH DOOR ASSEMBLIES, P/N 5-4-2053-19 (81337) AND P/N 5-4-2053-20 (81337), ONLY)	EA	8
31	29	PAFZZ	5320-00-778-3352	BN360-1032-1	73197	NUT, BLIND: NO.10-32 UNF (USE WITH DOOR ASSEMBLIES, P/N 5-4-2053-19 (81337) AND P/N 564-2053-20 (81337), ONLY)	EA	8
31	30	PAFZZ	5320-00-932-1972	AD42H	07707	RIVET, BLIND: DOMED HD, 1/8 IN.DIA (USE WITH DOOR ASSEMBLY, P/N 5-42053-21 (81337), ONLY)	EA	24
31	31	XBFZZ		5-4-2167-21-42	81337	HANDLE, PULL (USE WITH DOOR ASSEMBLY, P/N 5-4-2053-21 (81337), ONLY)	EA	2
31	32	XBFZZ		5-4-2053-19-20	81337	PLATE, PUSH	EA	1
31	33	PAFZZ	5320-00-956-7355	AD64H	07707	RIVET, BLIND: DOMED HD, 3/16 IN.DIA	EA	42
31	34	PAFZZ	5305-00-993-2463	MS35207-279	96906	SCREW, MACHINE: CD PLTD, PAN HD, 1/4-28 UNF, 1/2 IN.LG	EA	2
31	35	PAFZZ	5340-00-042-8682	BN528-428-1-24	73197	NUT, BLIND: 1/4-28 UNF	EA	2
31	36	PAFZZ	5325-00-1414003	GH4	72794	GROMMET	EA	5
31	37	PAFZZ	5305-00-499-1211	5-4-2079-19-36	81337	SCREW, CAPTIVE	EA	5
31	38	PAFZZ	5310-00-812-2106	4814-14-01	78189	WASHER, LOCK	EA	5
31	39	PBFZZ	5410-00-466-7447	5-4-2166-19-5	81337	HINGE ASSEMBLY: 66 IN.LONG	EA	1
31	40	PAOZZ-	5340-00-133-1974	MS20253P5-7200	96906	PIN, HINGE: CRES., 129 IN.DIA, 66 IN.LG	EA	1
31	41	PAFZZ	5360-00-514-0068	5-4-2166-19-8	81337	SPRING, TORSION	EA	9
31	42	XBFZZ		5-4-2166-19-6	81337	HINGE, HALF	EA	1

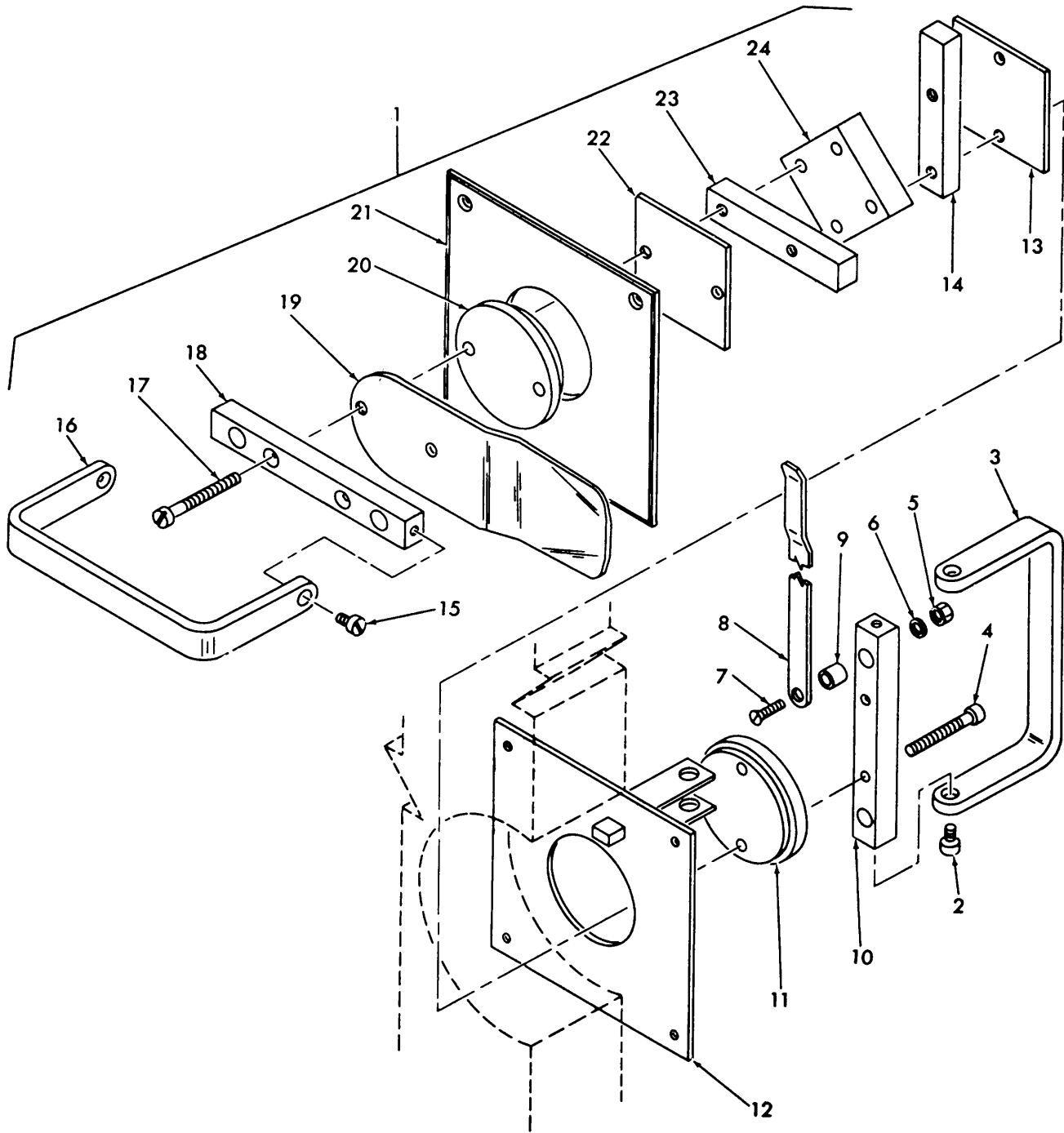
(1) ILLUSTRATION		(2)	(3)	(4)	(5)	(6)	(7)	(8)
(a) FIG NO.	(b) ITEM NO.	SMR CODE	NATIONAL STOCK NUMBER	PART NUMBER	FSCM	DESCRIPTION USABLE ON CODE	U/M	QTY INC IN UNIT
31	43	XBFZZ		5-4-2166-19-7	81337	HINGE, HALF	EA	1
31	44	PAFZZ	5320-00-932-1972	AD42H	07707	RIVET, BLIND: BOMED HD, 1/8 IN.DIA	EA	49
31	45	PAFZZ	5320-00-882-8386	AD44H	07707	RIVET, BLIND: DOMED HD, 1/8 IN.DIA	EA	49
31	46	XAFZZ		5-4-2054-19-24	81337	STRIP	EA	2
31	47	MFFZZ		5-4-2053-19-26	81337	SEAL MANUFACTURE FROM:	EA	1
31		XBFZZ		Z-Z-R-765	81348	SILICONE RUBBER: CLASS IIA-50, COLOR CD, 1/16 IN.X 4 IN.X 72 9/16 IN.REQUIRED		
31	48	MFFZZ		5-4-2053-19-10	81337	CLOSEOUT: DOOR, SEAL MANUFACTURE FROM:	EA	2
31		PFFZZ	9330-00-180-9642	LP513	81348	STRIP: PHENOLIC, 1/8 IN.X 2 IN.X 72 9/16 IN.LG REQUIRED FOR EACH CLOSEOUT		
31	49	PAOZZ	5320-00-097-6520	AD55H	07707	RIVET, BLIND, DOMED HD, 5/32 IN.DIA	EA	4
31	50	PAOZZ	5340-00-044-5235	BW871-4	28419	STOP, DOOR	EA	1
31	51	PAFZZ	5320-00-932-1972	AD42H	07707	RIVET, BLIND: DOMED HD, 1/8 IN.DIA	EA	18
31	52	XBFZZ		5-4-2053-19-19	81337	PLATE, KICK	EA	1
31	53	PAFZZ	5305-00-993-2463	MS35207-279	96906	SCREW, MACHINE: CD PLTD, PAN HD, 1/4-28 UNF, 1/2 IN.LG (USE WITH DOOR ASSEMBLY, P/N 5-4-2053-19 (81337), ONLY)	EA	10
31	54	PAFZZ	5320-00-928-6299	BN360-428-1	73197	NUT, BLIND: 1/4-28 UNF (USE WITH DOOR ASSEMBLY, P/N 5-4-2053-19 (81337), ONLY)	EA	10
31	55	MFFZZ		5-4-2053-19-95	81337	CLOSEOUT: SIDE (USE WITH DOOR ASSEMBLY, P/N 5-4-2053-19 (81337), ONLY) MANUFACTURE FROM:	EA	2
31		PFFZZ	9330-00-180-9642	LP513	81348	STRIP: PHENOLIC, 1/8 IN.X 2 IN.X 10 11/16 IN.LG REQUIRED FOR EACH CLOSEOUT		
31	56	MFFZZ		5-4-2053-19-97	81337	CLOSEOUT: TOP AND BOTTOM (USE WITH DOOR ASSEMBLY, P/N 5-4-2053-19 (81337), ONLY) MANUFACTURE FROM:	EA	2
31		PFFZZ	9330-00-180-9642	LP513	81348	STRIP: PHENOLIC, 1/8 IN.X 2 IN.X 8 3/16 IN.LG REQUIRED FOR EACH CLOSEOUT		
31	57	PAFZZ	5305-00-054-6652	MS51957-28	96906	SCREW, MACHINE: CRES, RD HD, NO.6-32 UNC, 3/8 IN.LG	EA	2
31	58	PAOZZ	5310-00-638-9857	AN960C6L	88044	WASHER, FLAT: CRES, NO.6	EA	2
31	59	XBFZZ		5-4-2053-19-15	81337	ROD, GROUNDING	EA	1
31	60	PAFZZ	5310-00-811-0966	A10B80	03481	NUT, BLIND: NO.10-32 UNF	EA	1
31	61	XBFFF		5-4-2083-19-1	81337	PANEL	EA	1



TS 005432

Figure 32. Anti-back draft valve assembly.

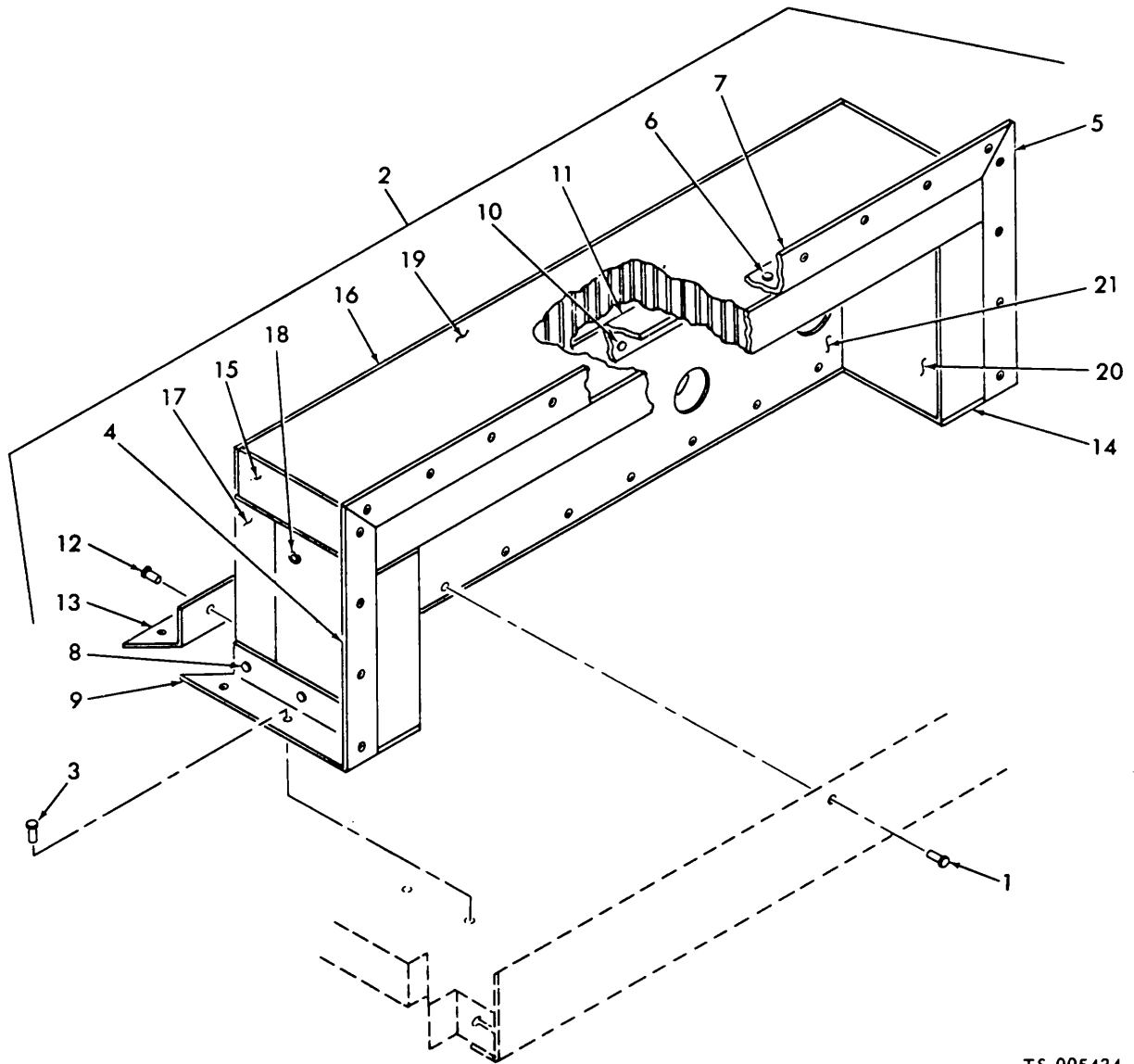
(1) ILLUSTRATION		(2)	(3)	(4)	(5)	(6)	(7)	(8)
(a) FIG NO.	(b) ITEM NO.	SMR CODE	NATIONAL STOCK NUMBER	PART NUMBER	FSCM	DESCRIPTION USABLE ON CODE	U/M	QTY INC IN UNIT
32	1	XBFFF		5-4-2016-1967	81337	VALVE ASSEMBLY, ANTI-BACK DRAFT	EA	1
32	2	PAOZZ	5315-00-234-1650	MS24665-132	96906	PIN, COTTER: CD PLTD, 1/16 IN.DIA, 1/2 IN.LG	EA	2
32	3	PBOZZ	5310-00-531-9514	AN960C6	88044	WASHER, FLAT: CRES, NO.6	EA	4
32	4	PBFZZ	5315-00-812-3775	MS20392-1C25	96906	PIN, STRAIGHT: CD PLTD, HEADED DRILLED SHANK, 1/8 IN.DIA.	EA	2
32	5	PBFZZ	5305-00-719-5121	MS51960-86	96906	SCREW, MACHINE: CD PLTD, FLAT CSK HD, 1/4-28 UNF, 1 IN.LG	EA	1
32	6	PAFZZ	5310-00-685-2631	MS25082-4	96906	NUT, HEXAGON: DC PLTD, 1/4-28 UNF	EA	2
32	7	PBFZZ	5410-00-441-0036	5-4-2018-1991	81337	COUNTERWEIGHT	EA	1
32	8	PBFZZ	5410-00-440-9989	5-4-2018-1981	81337	DAMPER ASSEMBLY	EA	1
32	9	PAFZZ	5320-00-117-6951	MS20426AD46	96906	RIVET, SOLID: ALUMINUM CSK HD, 1/8 IN.DIA, 3/8 IN.LG	EA	4
32	10	PPFZZ	5340-01-020-1944	5-4-2018-1984	81337	HINGE, LH	EA	1
32	11	XBFZZ		5-4-2018-1983	81337	HINGE, RH	EA	1
32	12	PAFZZ	5320-00-117-6953	MS20426AD48	96906	RIVET, SOLID: ALUMINUM, CSK HD, 1/8 IN.DIA. 1/2 IN.LG.	EA	2
32	13	PPFZZ	5410-01-021-0712	5-4-2018-1985	81337	SUPPORT, COUNTERWEIGHT	EA	1
32	14	XBFZZ		5-4-2018-1982	81337	PLATE, BACKING	EA	1
32	15					GRILLE ASSEMBLY (DELETED)		
32	16	XAFFF		5-4-2018-1968	81337	HOUSING ASSEMBLY	EA	1
32	17	MFFZZ		5-4-2017-1976	81337	GASKET	EA	1
32		XBFZZ		AMS3302	81343	MANUFACTURE FROM: SHEET RUBBER: 1/6 IN.x 1/2 IN.x 6 1/4 IN.LG REQUIRED FOR EACH GASKET		
32	18	MFFZZ		5-4-2017-1978	81337	GASKET	EA	2
32		XBFZZ		AMS3302	81343	MANUFACTURE FROM: SHEET RUBBER: 1/6 IN.x 9 IN.LG REQUIRED FOR EACH GASKET		
32	19	MFFZZ		5-4-2017-1977	81337	GASKET	EA	2
32		XBFZZ		AMS3302	81343	MANUFACTURE FROM: SHEET RUBBER: 1/6 IN.x 1 IN.x 11 3/4 IN.LG REQUIRED FOR EACH GASKET		
32	20	PAFZZ	5320-00-117-6951	MS20426AD46	96906	RIVET, SOLID: ALUMINUM, CSK HD, 1/8 IN.DIA., 3/8 IN.LG	EA	4
32	21	PPFZZ	5340-01-021-0737	5-4-2017-1975	81337	HINGE, DAMPER ASSEMBLY	EA	2



TS 005433

Figure 33. Swinging door and fixed end access door lock assembly.

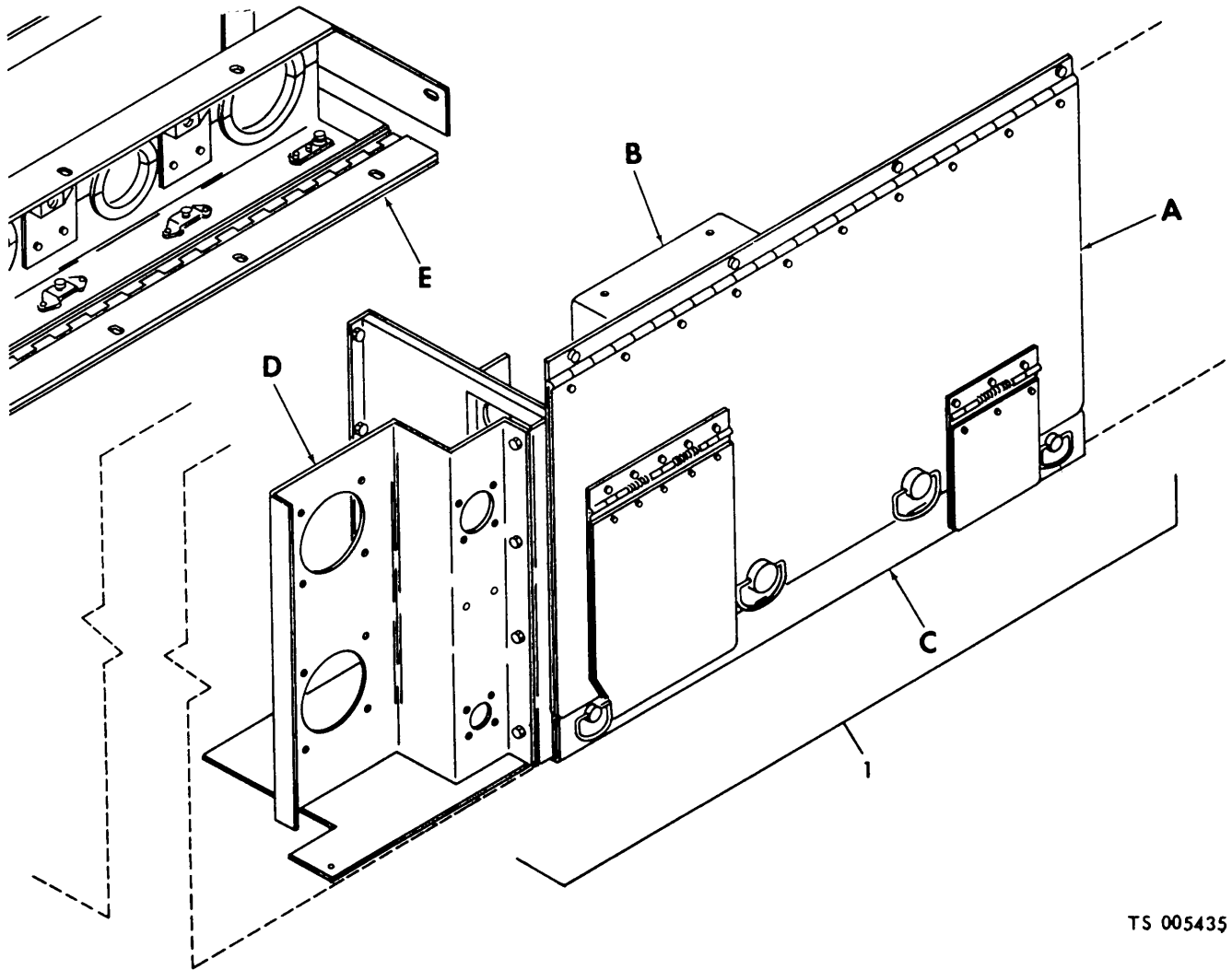
(1) ILLUSTRATION		(2)	(3)	(4)	(5)	(6)	(7)	(8)
(a) FIG NO.	(b) ITEM NO.	SMR CODE	NATIONAL STOCK NUMBER	PART NUMBER	FSCM	DESCRIPTION	USABLE ON CODE	U/M INC IN UNIT
33	1	PAFZZ	5410-00-466-7460	54-2164-1950	81337	LOCK ASSEMBLY, SWINGING DOOR (COMPONENTS SAME AS LOCK ASSEMBLY, P/N 5-4-2164-4-62 (81337) EXCEPT WHERE INDIVIDUAL COMPONENTS ARE ANNOTATED		EA 2
33	1	PAFZZ	5410-00-448-9710	5-4-2164-4-62	'81337	LOCK ASSEMBLY, FIXED END PANEL ACCESS DOOR		EA 1
33	2	PAOZZ	5305-00-988-7607	MS16995-35	96906	SCREW, CAP: CRES, HEX SOC HD, NO.10-24 UNC, 3/8 IN.LG		EA 2
33	3	XBFZZ		54-2164-1957	81337	BAIL, HANDLE		EA 1
33	4	PAOZZ	5305-00-983-6665	MS16998-48	96906	SCREW, CAP: CD PLTD, HEX SOC HD, 1/4-28 UNF, 1 3/4 IN.LG		EA 2
33	5	PAOZZ	5310-00-761-6882	MS51967-2	96906	NUT, PLAIN HEXAGON: CD PLTD, 1/4-20 UNC (USE WITH LOCK ASSEMBLY, P/N 5-4-2164-19-50 (81337), ONLY)		EA 1
33	6	PAOZZ	5310-00-531-9515	AN960C416	88044	WASHER, FLAT: CRES, 1/4 (USE WITH LOCK ASSEMBLY, P/N 5-4-2164-19-50 (81337), ONLY)		EA 1
33	7	PAOZZ	5305-00-724-7840	MS24693C99	96906	SCREW, MACHINE: CRES, FLAT CSK HD, 1/4-20 UNC, 1 1/8 IN.LG (USE WITH LOCK ASSEMBLY, P/N 5-4-2164-1950 (81337), ONLY)		EA 1
33	8	XBFZZ		54-2164-1963	81337	BAR, LOCKING (USE WITH LOCK ASSEMBLY, PIN 5-4-2164-19-50 (81337), ONLY)		EA 1
33	9	XBFZZ		54-2164-19-54	81337	BUSHING (USE WITH LOCK ASSEMBLY, P/N 54-2164-19-50 (81337), ONLY)		EA 1
33	10	XBFZZ		54-2164-1958	81337	BAR, HANDLE		EA 1
33	11	XBFZZ		54-2164-1955	81337	SPACER		EA 1
33	12	XDFZZ		54-2164-1951	81337	PLATE ASSEMBLY, ESCUTCHEON		EA 1
33	13	XBFZZ		54-2164-1956	'81337	PLATE, KEEPER		EA 1
33	14	XBFZZ		54-2164-1953	81337	ARM, STOP		EA 1
33	15	PAOZZ	5305-00-988-7607	MS16995-35	96906	SCREW, CAP: CRES, HEX SOC HD, NO.10-24 UNC, 3/8 IN.LG		EA 2
33	16	XBFZZ		54-2164-1957	81337	BAIL, HANDLE		EA 1
33	17	PAOZZ	5305-00-983-6665	MS16998-48	96906	SCREW, CAP: CD PLTD, HEX SOC HD, 1/4-28 UNF, 1 3/4 IN.LG		EA 2
33	18	XBFZZ		54-2164-1958	81337	BAR, HANDLE		EA 1
33	19	XBFZZ		54-2164-1961	81337	BLADE, LOCKING		EA 1
33	20	XBFZZ		54-2164-1955	81337	SPACER		EA 1
33	21	XBFZZ		54-2164-1952	81337	PLATE ASSEMBLY, ESCUTCHEON		EA 1
33	22	XBFZZ		54-2164-1956	81337	PLATE, KEEPER		EA 1
33	23	XBFZZ		54-2164-1953	81337	ARM STOP		EA 1
33	24	XBFZZ		54-2164-1962	81337	BLOCK, IDLER		EA 1



TS 005434

Figure 34. Power and water box assembly.

(1) ILLUSTRATION		(2)	(3)	(4)	(5)	(6)	(7)	(8)
(a) FIG NO.	(b) ITEM NO.	SMR CODE	NATIONAL STOCK NUMBER	PART NUMBER	FSCM	DESCRIPTION USABLE ON CODE	U/M	QTY INC IN UNIT
34	1	PAFZZ	5320-00-956-7355	AD64H	07707	RIVET, BLIND: DOMED HD, 3/16 IN.DIA	EA	54
34	2	XBHHH		5-4-2060-22	81337	BOX ASSEMBLY, POWER AND WATER	EA	1
34	3	PAFZZ	5320-00-956-7355	AD64H	07707	RIVET, BLIND: DOMED HD, 3/16 IN.DIA	EA	16
34	4	MHHZZ		5-4-2060-224	81337	ANGLE MANUFACTURE FROM:	EA	1
34		XBHZZ		QQ-A200-9	81348	ANGLE: ALUMINUM, TYPE 6063T5 1/8 IN.X 1 1/2 IN.X 1 1/2 IN.X 11 3/16 IN. LG REQUIRED		
34	5	MHHZZ		5-4-2060-22-3	81337	ANGLE MANUFACTURE FROM:	EA	1
34		XBHZZ		QQ-A200-9	81348	ANGLE: ALUMINUM, TYPE 6063T5, 1/8 IN.x11/2 IN x 1 1/2 IN x 11 3/16 IN. LG REQUIRED		
34	6	PAFZZ	5320-00-956-7355	AD64H	07707	RIVET, BLIND: DOMED HD, 3/16 IN.DIA	EA	11
34	7	MHHZZ		5-4-2060-22-2	81337	ANGLE MANUFACTURE FROM:	EA	1
34		XBHZZ		QQ-A200-9	81348	ANGLE: ALUMINUM, TYPE 6063T5, 1/8 IN x 1 1/2 IN x 1 1/2 IN x 32 3/4 IN. LG REQUIRED		
34	8	PAFZZ	5320-00-956-7355	AD64H	07707	RIVET, BLIND: DOMED HD, 3/16 IN.DIA	EA	6
34	9	MHHZZ		5-4-2060-22-11	81337	ANGLE MANUFACTURE FROM:	EA	1
34		XBHZZ		QQ-A200-9	81348	ANGLE: ALUMINUM, TYPE 6063T5, 1/8 IN.x 1 1/2 IN.x 1 1/2 IN.x 8 1/4 IN.LG REQUIRED		
34	10	PAFZZ	5320-00-956-7355	AD64H	07707	RIVET, BLIND: DOMED HD, 3/16 IN.DIA	EA	18
34	11	MHHZZ		5-4-2060-22-5	81337	ANGLE MANUFACTURE FROM:	EA	1
34		XBHZZ		QQ-A200-9	81348	ANGLE- ALUMINUM, TYPE 6063T5, 1/8 IN.x 1 1/2 IN.x 1 1/2 IN.x 25 11/16 IN. LG REQUIRED		
34	12	PAFZZ	5320-00-956-7355	AD64H	07707	RIVET, BLIND: DOMED HD, 3/16 IN.DIA	EA	20
34	13	MHHZZ		5-4-2060-22-26	81337	ANGLE MANUFACTURE FROM:	EA	1
34		XBHZZ		QQ-A200-9	81348	ANGLE: ALUMINUM, TYPE 6063T5, 1/8 IN.x 1 1/2 IN.x 1 1/2 IN.x 31 3/8 IN. LG REQUIRED		
34	14	MFFZZ		54-2060-22-9	81337	CLOSEOUT MANUFACTURE FROM:	EA	4
34		PFFZZ	9330-00-180-9642	LP513	81348	STRIP: PHENOLIC, 1/8 IN.x 2 IN.x 4 3/4 IN. LG REQUIRED FOR EACH CLOSEOUT		
34	15	MFFZZ		5-4-2060-22-8	81337	CLOSEOUT MANUFACTURE FROM:	EA	2
34		PFFZZ	9330-00-180-9642	LP513	81348	STRIP: PHENOLIC, 1/8 IN.x 2 IN.x 6 1/2 IN. LG REQUIRED FOR EACH CLOSEOUT		
34	16	MFFZZ		5-4-2060-22-7	81337	CLOSEOUT MANUFACTURE FROM:	EA	4
34		PFFZZ	9330-00-180-9642	LP513	81348	STRIP: PHENOLIC, 1/8 IN.x 2 IN.x 29 3/4 IN. LG REQUIRED FOR EACH CLOSEOUT		
34	17	MFFZZ		5-4-2060-22-6	81337	CLOSEOUT MANUFACTURE FROM:	EA	6
34		PFFZZ	9330-00-180-9642	LP513	81348	STRIP: PHENOLIC, 1/8 IN.x 2 IN.x 7 7/16 IN. LG REQUIRED FOR EACH CLOSEOUT		
34	18	XBFZZ		A10B130	03481	NUT, BLIND: NO.10-32 UNF	EA	4
34	19	XAHZZ		54-2156-22-14	81337	PANEL ASSEMBLY	EA	1
34	20	XAHZZ		5-4-2156-22-18	81337	PANEL ASSEMBLY	EA	2
34	21	XAHZZ		5-4-2156-22-10	81337	PANEL ASSEMBLY	EA	1



TS 005435

Figure 35. Water box cover and bracket assembly (Sheet 1 of 4).

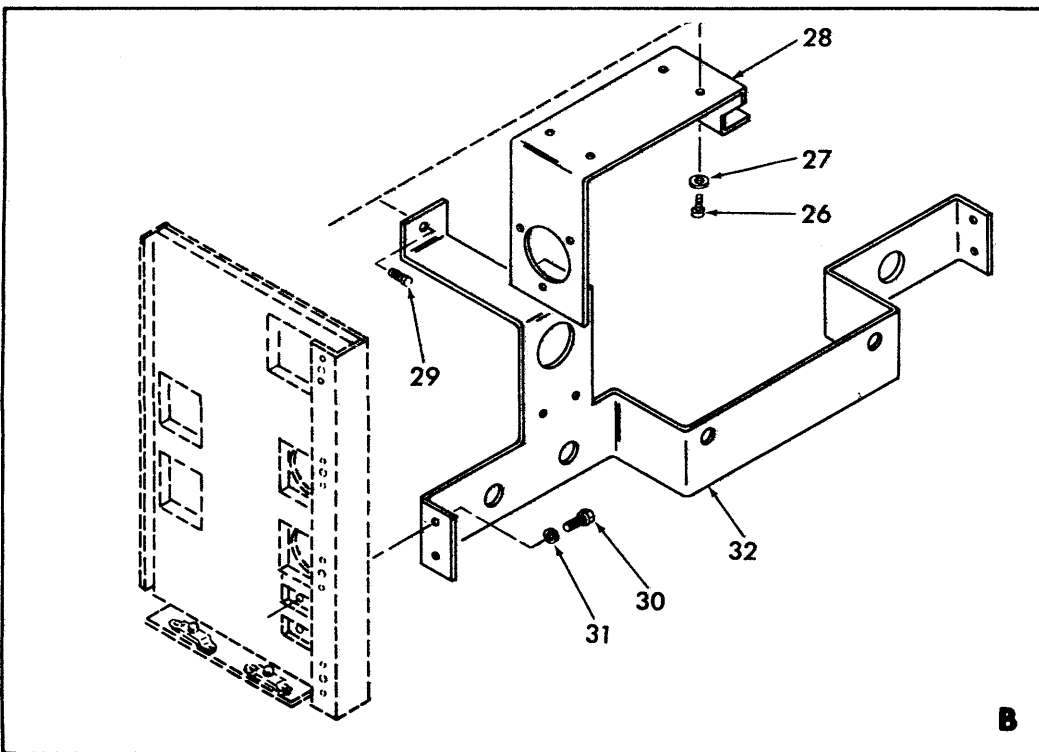
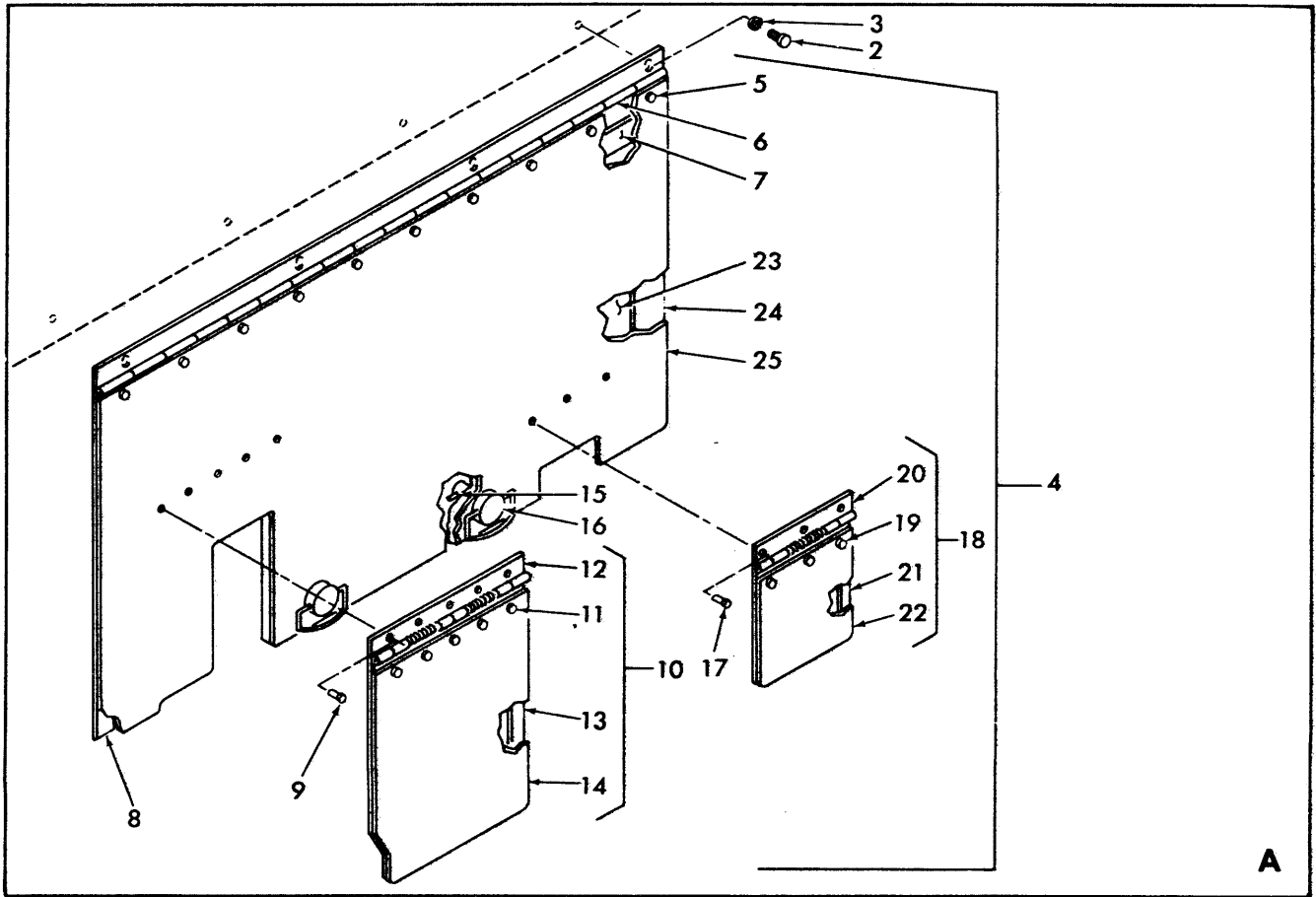


Figure 35. Water box cover and bracket assembly (Sheet 2 of 4).

TS 005481

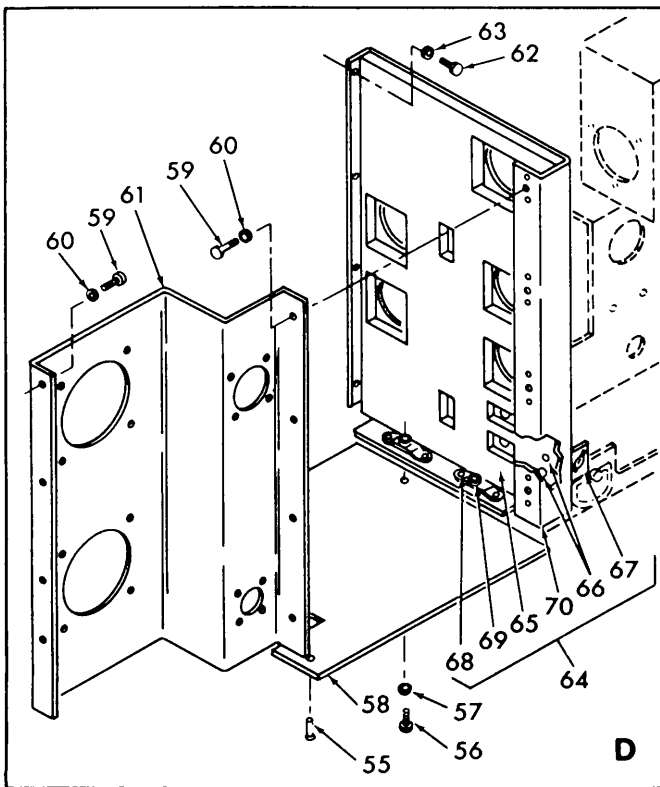
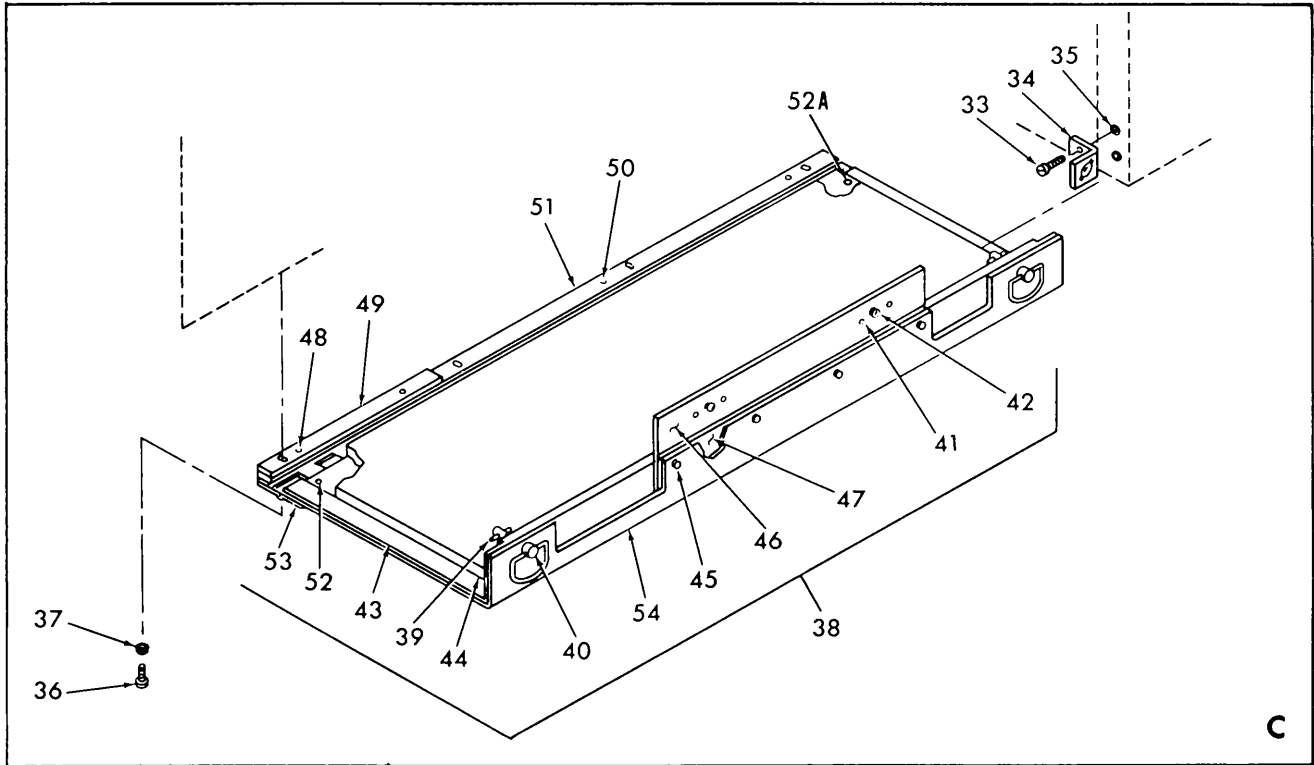
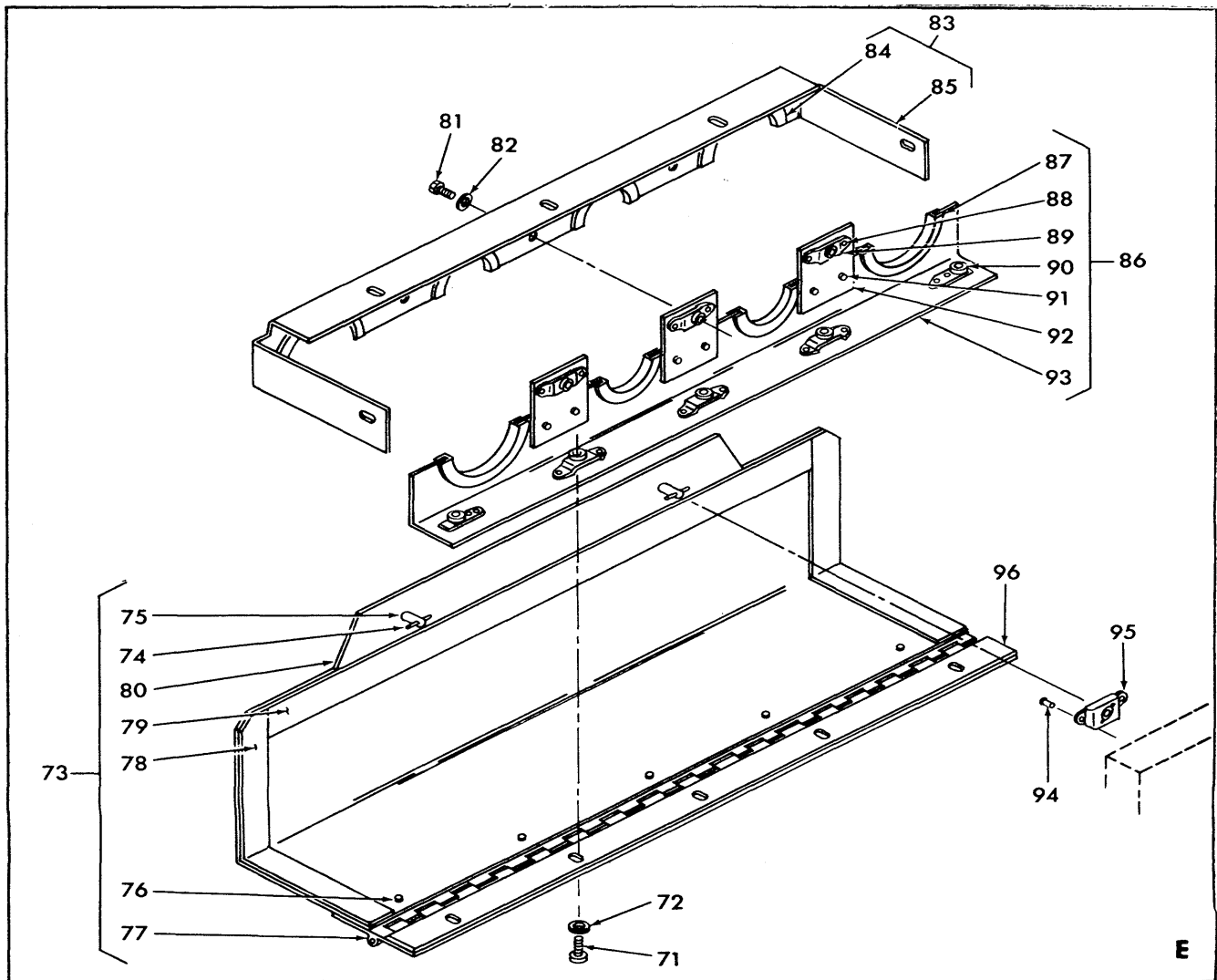


Figure 35. Water box cover and bracket assembly (Sheet 3 of 4).

TS 005482



TS 005483

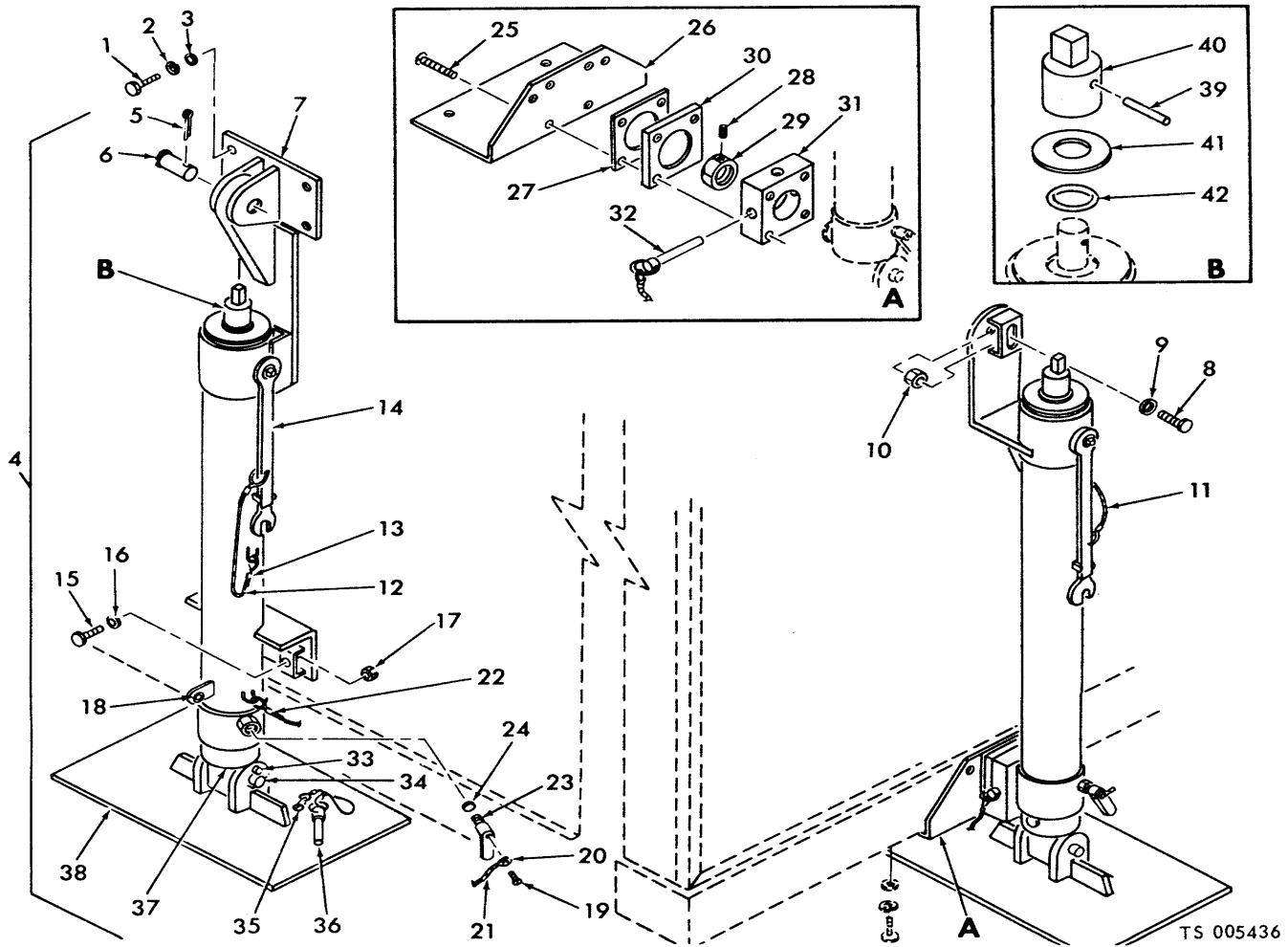
(1) ILLUSTRATION		(2)	(3)	(4)	(5)	(6)	(7)	(8)
(a) FIG NO.	(b) ITEM NO.	SMR CODE	NATIONAL STOCK NUMBER	PART NUMBER	FSCM	DESCRIPTION	USABLE ON CODE	QTY INC IN UNIT
35	1	XBHHH		5-4-2039-25	81337	COVER AND BRACKET ASSEMBLY, WATER BOX	EA	1
35	2	PAOZZ	5306-00-150-9528	AN3C4A	h8044	BOLT, MACHINE: CRES, HEX HD, NO.10-32 UNF, 17/32 IN.LG	EA	4
35	3	PAOZZ	5310-00-167-0812	AN960C10L	88044	WASHER, FLAT: CRES, NO.10	EA	4
35	4	XBHHH		5-4-2136-25-1	81337	COVER ASSEMBLY, WATER BOX: INLET END	EA	1
35	5	PAFZZ	5320-00-117-6939	MS20426AD3-5	96906	RIVET, SOLID, ALUMINUM, CSK HD, 3/32 IN.DIA, 5/16 IN.	EA	10
35	6	PBFZZ	5340-00-051-9133	MS20257P4-7200	96906	HINGE, CONTINUOUS	EA	1
35	7	MFFZZ		5-4-2136-25-10	81337	SEAL	EA	1
35		XBFZZ		AMS3302	81343	MANUFACTURE FROM: SHEET: RUBBER, 1/16 IN.x 1/2 IN.x 19 1/2 IN.LG REQUIRED		

Figure 35. Water box cover and bracket assembly (Sheet 4 of 4).

(1) ILLUSTRATION		(2)	(3)	(4)	(5)	(6)	(7)	(8)
(a) FIG NO.	(b) ITEM NO.	SMR CODE	NATIONAL STOCK NUMBER	PART NUMBER	FSCM	DESCRIPTION USABLE ON CODE	U/M	QTY INC IN UNIT
35	8	MFFZZ		5-4-2136-25-9	81337	SEAL	EA	1
35		XBFZZ		AM53302	81343	MANUFACTURE FROM: SHEET: RUBBER, 1/16 IN.X 1/2 IN.X 9 1/2 IN.LG REQUIRED		
35	9	PAFZZ	5320-00-117-6950	MS20426AD45	96906	RIVET, SOLID: ALUMINUM, CSK HD, 1/8 IN.DIA, 5/16 IN.LG	EA	5
35	10	XBFHH		5-4-2136-25-13	81337	DOOR ASSEMBLY	EA	1
35	11	PAFZZ	5320-00-117-6950	MS20426AD45	96906	RIVET, SOLID: ALUMINUM, CSK HD, 1/8 IN.DIA, 5/16 IN.LG	EA	5
32	12	XBFZZ		2013	93785	HINGE	EA	1
35	13	PAFZZ	5330-01-023-1414	5-4-2136-25-16	81337	GASKET	EA	1
35	14	XBFZZ		5-4-2136-25-14	81337	PANEL	EA	1
35	15	PBFZZ	5315-00-449-2945	99836	85735	PIN, GROOVED, HEADLESS	EA	2
35	16	XBFZZ	5325-00-089-0712	295100-3-260	85735	STUD, TURNLOCK: RING TYPE	EA	2
35	17	PAFZZ	5320-00-117-6950	MS20426AD45	96906	RIVET, SOLID: ALUMINUM, CSK HD, 1/8 IN.DIA, 5/16 IN.LG	EA	3
35	18	XBFFF		5-4-2136-25-19	81337	DOOR ASSEMBLY: RH	EA	1
35	19	PAFZZ	5320-00-117-6950	MS20426AD45	96906	RIVET, SOLID: ALUMINUM, CSK HD, 1/8 IN.DIA, 5/16 IN. LG	EA	3
35	20	XBFZZ		2013A	93785	HINGE	EA	1
35	21	MFFZZ		5-4-2136-25-22	81337	GASKET	EA	1
35		XBFZZ		AMS3302	81343	MANUFACTURE FROM: SHEET: RUBBER, 1/16 IN.X 2 3/4 IN. X 3 1/4 IN.LG REQUIRED		
35	22	XBFZZ		5-4-2136-25-20	81337	PANEL	EA	1
35	23	MFFZZ		5-4-2136-25-12	81337	INSULATION	EA	1
35		XBFZZ		9002	07124	MANUFACTURE FROM: INSULATION: 1/2 IN.X 9 13/32 IN. X 17 3/4 IN.LG REQUIRED		
35	24	MFFZZ		5-4-2136-25-8	81337	SEAL	EA	1
35		XBFZZ		AMS3302	81343	MANUFACTURE FROM: SHEET: RUBBER, 1/16 IN.X 1 IN. X 9 1/2 IN.LG REQUIRED		
35	25	XBHZZ		5-4-2136-25-2	81337	PANEL	EA	1
35	26	PAOZZ	5306-00-150-9528	AN3C4A	88044	BOLT, MACHINE: CRES, HEX HD, NO.10-32 UNF, 17/32 IN.LG	EA	4
35	27	PAOZZ	5310-00-167-0812	AN960C10L	88044	WASHER, FLAT: CRES, NO.10	EA	4
35	28	XBFZZ		5-4-2138-25-74	81337	BRACKET, PUMP MOUNTING	EA	1
35	29	PAOZZ	5305-00-925-4777	M535275-231	96906	SCREW, MACHINE: CRES, FIL HD, NO.6-32 UNC, 5/8 IN.LG	EA	1
35	30	PAOZZ	5306-00-150-9528	AN3C4A	88044	BOLT, MACHINE: CRES, HEX HD, NO.10-32 UNC, 17/32 IN.LG	EA	4
35	31	PAOZZ	5310-00-167-0812	AN960C10L	88044	WASHER, FLAT: CRES, NO.10	EA	4
35	32	XBFZZ	5-4-2132-25-72	81337	81337	BRACKET, MOUNTING, DISCONNECT	EA	1
35	33	PAOZZ	5305-00-925-4777	MS35275-231	96906	SCREW, MACHINE: CRES, FIL HD, NO.6-32 UNC, 5/8 IN.LG	EA	2
35	34	PAFZZ		295168	85735	RECEPTACLE, TURNLOCK FASTENER	EA	1
35	35	PAOZZ	5310-01-042-5059	NAS1329A06B2418	0205	NUT, BLIND: ALUMINUM, NO.6-32 UNF, 3/4 IN.LG	EA	2
35	36	PAOZZ	5306-00-150-9528	AN3C4A	88044	BOLT, MACHINE: CRES, HEX HD, NO.10-32 UNF, 17/32 IN.LG	EA	4
35	37	PAOZZ	5310-00-167-0812	AN960C10L	88044	WASHER, FLAT: CRES, NO.10	EA	4
35	38	XBFZZ		5-4-2137-25-25	81337	COVER ASSEMBLY, WATER BOX: LOWFR	EA	1
35	39	PBFZZ	5315-00-449-2945	99836	85735	PIN, GROOVED, HEADLESS	EA	2
35	40	PAFZZ	5325-00-097-9084	295100-4-420	85735	STUD, TURNLOCK: RING TYPE	EA	2
35	41	PAFZZ	5320-00-117-6939	MS20426AD3-5	96906	RIVET, SOLID: ALUMINUM, CSK HD, 3/32 IN.DIA, 5/16 IN.LG	A EA	4
35	41	PAFZZ	5320-00-117-6938	MS24026AD3-4	96906	RIVET, SOLID: ALUMINUM, CSK HD, 3/32 IN.DIA, 1/4 IN.LG	B EA	4

(1) ILLUSTRATION		(2)	(3)	(4)	(5)	(6)	(7)	(8)
(a) FIG NO.	(b) ITEM NO.	SMR CODE	NATIONAL STOCK NUMBER	PART NUMBER	FSCM	DESCRIPTION USABLE ON CODE	U/M	QTY INC IN UNIT
35	42	PBFZZ	5325-00-449-2972	99833P098	85735	RECEPTACLE, TURNLOCK FASTENER	EA	2
35	43	MFFZZ		5-4-2137-25-33	81337	GASKET	EA	2
35		XBFZZ		AM3302	81343	MANUFACTURE FROM: SHEET: RUBBER, SPONGE, SYNTHETIC, 1/16 IN.X 1/2 IN. X 8 9/16 IN.LG REQUIRED FOR EACH GASKET		
35	44	MFFZZ		5-4-2136-25-34	81337	INSULATION	EA	1
35		XBFZZ		9002	07124	MANUFACTURE FROM: INSULATION: 1/2 IN.X 9 13/32 IN. X 17 3/4 IN.LG REQUIRED		
35	45	PAFZZ	5320-00-117-6818	MS20470AD3-7	96906	RIVET, SOLID: ALUMINUM, UNIVERSAL HD, 3/32 IN.DIA, 7/16 IN.LG	EA	4
35	46	XBFZZ		5-4-2137-25-27	81337	PLATE	EA	1
35	47	XBFZZ		5-4-2137-25-26	81337	PLATE	EA	1
35	48	PAFZZ	5320-00-584-0672	MS20426AD3-6	96906	RIVET, SOLID: ALUMINUM, CSK HD, 3/32 IN.DIA, 3/8 IN.LG	A	EA 2
35	48	PAFZZ	5320-00-117-6941	MS20426AD3-7	96906	RIVET, SOLID: ALUMINUM, CSK HD, 3/32 IN.DIA, 7/16 IN.LG	B	EA 2
35	49	XBFZZ		5-4-2137-25-30	81337	SPACER	EA	1
35	50	PAFZZ	5320-00-117-6939	MS20426AD3-5	96906	RIVET, SOLID: ALUMINUM, CSK HD, 3/32 IN.DIA, 5/16 IN.LG	EA	3
35	51	XBFZZ		5-4-2137-25-28	81337	SPACER	EA	1
35	52	PAFZZ	5320-00-117-6816	MS20470AD3-5	96906	RIVET, SOLID: ALUMINUM, UNIVERSAL HD, 3/32 IN.DIA, 5/16 IN.LG	A	EA 10
35	52	PAFZZ	5320-00-117-6816	MS20470AD3-5	96906	RIVET, SOLID: ALUMINUM, UNIVERSALHD, 3/32 IN.DIA, 5/16 IN.LG	B	EA 8
35	52A	PAFZZ	5320-00-117-6939	MS20426AD3-5	96906	RIVET, SOLID: ALUMINUM, CSK HD, 3/32 IN.DIA, 5/16 IN.LG	B	EA 1
35	53	PAFZZ	5340-00-282-3753	MS20257C4-4800	96906	HINGE, CONTINUOUS: CRES	EA	1
35	54	XBFZZ		5-4-2137-25-36	81337	COVER	EA	1
35	55	PAFZZ	5320-00-236-3929	1604-0615	19738	RIVET, BLIND: CSK HD, 3/16 IN.DIA	EA	1
35	56	PAOZZ	5306-00-150-9528	AN3C4A	88044	BOLT, MACHINE: CRES, HEX HD, NO.10-32 UNF, 17/32 IN.LG	EA	2
35	57	PAOZZ	5310-00-167-0812	AN960C10L	88044	WASHER, FLAT: CRES, NO.10	EA	2
35	58	XBFZZ	5410-00-499-0689	5-4-2133-25-75	81337	PLATE, POWER IN	EA	1
35	59	PAOZZ	5306-00-150-9528	AN3C4A	88044	BOLT, MACHINE: CRES, HEX HD, NO.10-32 UNF, 17/32 IN.LG	EA	8
35	60	PAOZZ	5310-00-167-0812	AN960C10L	88044	WASHER, FLAT: CRES, NO.10	EA	8
35	61	XBFZZ		5-4-2134-25-73	81337	BRACKET, MOUNTING, RECEPTACLE	EA	1
35	62	PAOZZ	5306-00-150-9528	AN3C4A	88044	BOLT, MACHINE: CRES, HEX HD, NO.10-32 UNF, 17/32 IN.LG	EA	4
35	63	PAOZZ	5310-00-167-0812	AN960C010L	88044	WASHER, FLAT: CRES, NO.10	EA	4
35	64	XBFZZ		5-4-2133-25-52	81337	BRACKET ASSEMBLY, RECEPTACLE MOUNTING	EA	1
35	65	MFFZZ		5-4-2133-25-54	81337	INSULATION	EA	1
35		XBFZZ		9002	07124	MANUFACTURE FROM: INSULATION: 1/2 IN.X 6 11/16 IN.X 10 17/32 IN.LG REQUIRED		
35	66	PAFZZ	5320-00-754-0822	MS20470AD4-5	96906	RIVET, SOLID: ALUMINUM, UNIVERSAL HD, 1/8 IN.DIA, 5/16 IN.LG	EA	2
35	67	PAFZZ		295168	85735	RECEPTACLE, TURNLOCK FASTENER	EA	1
35	68	PAFZZ	5320-00-117-6939	MS20426AD3-6	96906	RIVET, SOLID: ALUMINUM, CSK HD, 3/32 IN.DIA, 5/16 IN.LG	EA	20
35	69	PAFZZ	5310-00-623-5989	NAS1031A3	80205	NUT, SELF-LOCKING, PLATE: NO.10-32 UNF	EA	10
35	70	XBHZZ		5-4-2133-25-53	81337	PANEL	EA	1
35	71	PAOZZ	5306-00-150-9527	AN3C5A	88044	BOLT, MACHINE: CRES, HEX HD, NO.10-32 UNF, 25/32 IN.LG	EA	5
35	72	PAOZZ	5310-00-167-0812	AN960CO10L	88044	WASHER, FLAT: CRES, NO.10	EA	5
35	73	XBFZZ		5-4-2139-25-43	81337	COVER ASSEMBLY, WATER OUTLET	EA	1

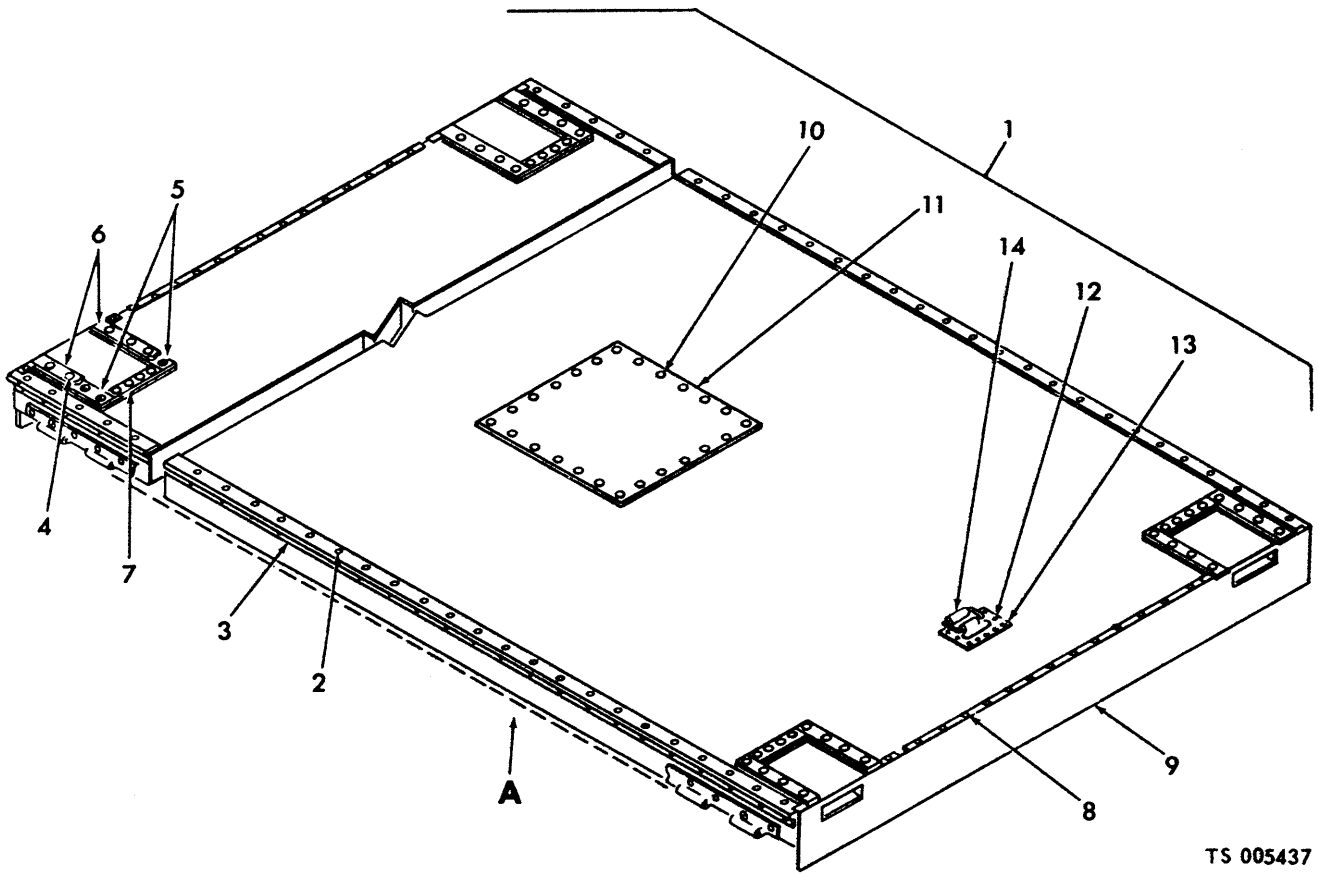
(1) ILLUSTRATION		(2)	(3)	(4)	(5)	(6)	(7)	(8)
(a) FIG NO.	(b) ITEM NO.	SMR CODE	NATIONAL STOCK NUMBER	PART NUMBER	FSCM	DESCRIPTION USABLE ON CODE	U/M	QTY INC IN UNIT
35	74	PAFZZ	5315-00-449-2945	99836	85735	PIN, GROOVED, HEADLESS	EA	2
35	75	PAFZZ	5325-00-097-9084	295100-4-420	85735	STUD, TURNLOCK: RING TYPE	EA	2
35	76	PAFZZ	5320-00-117-6816	MS20470AD3-5	96906	RIVET, SOLID: ALUMINUM, UNIVERSAL HD, 3/32 IN.DIA X 5/16 IN.LG	EA	5
35	77	PBFZZ	5340-00-839-3749	M520257C5-7200	96906	HINGE, CONTINUOUS: CRES, 2 IN.X 11 IN.LG	EA	1
35	78	MFFZZ		5-4-2139-25-49	81337	GASKET	EA	2
35		XBFZZ		AMS3302	81343	MANUFACTURE FROM: SHEET: RUBBER, SYNTHETIC, 1/16 IN.X 1/2 IN.X 5 IN.LG REQUIRED FOR EACH GASKET		
35	79	MFFZZ		5-4-2139-25-48	81337	GASKET	EA	1
35		XBFZZ		AMS3302	81348	MANUFACTURE FROM: SHEET: RUBBER, SYNTHETIC, 1/16 IN.X 1/2 IN.X 10 IN.LG REQUIRED		
35	80	XBFZZ		5-4-2139-25-51	81337	COVER	EA	1
35	81	PAOZZ	5306-00-150-9528	AN3C4A	88044	BOLT, MACHINE: CRES, HEX HD, NO.10-32 UNF, 17/32 IN.LG	EA	5
35	82	PAOZZ	5310-00-167-0812	AN960C10L	88044	WASHER, FLAT: CRES, NO.10	EA	5
35	83	XBFFF		5-4-2140-25-68	81337	BULKHEAD ASSEMBLY: UPPER	EA	1
35	84	MFFZZ		5-4-2140-25-70	81337	SEAL	A IN	V
35		PFFZZ	9390-00-105-6350	1252	77969	MANUFACTURE FROM: EXTRUSION: RUBBER HALF MOON, MIL-S-6855, CLASS 11, GRADE 60	A	
35	84	MFFZZ		5-4-2155-25-66	81337	SEAL	B IN	V
35		PFFZZ		50/60		MANUFACTURE FROM: EXTRUSION: RUBBER, NEOPRENE, HALF MOON, 50/60 DUROMETER, BLACK	B	
35	85	XBFZZ		5-4-2140-25-69	81337	PLATE	EA	1
35	86	XBFZZ		5-4-2140-25-59	81337	BULKHEAD ASSEMBLY: LOWER	EA	1
35	87	MFFZZ		5-4-2140-25-66	81337	SEAL	A IN	V
35		PFFZZ	9390-00-105-6350	1252	77969	MANUFACTURE FROM: EXTRUSION: RUBBER, HALF MOON, MIL-S-6855, CLASS 11, GRADE 60	A	
35	87	MFFZZ		5-4-2155-25-66	81337	SEAL	B IN	V
35		PFFZZ		50/60		MANUFACTURE FROM: EXTRUSION: RUBBER, NEOPRENE, HALF MOON, 50/60 DUROMETER, BLACK	B	
35	88	PAFZZ	5320-00-117-6938	MS20426AD3-4	96906	RIVET, SOLID: ALUMINUM, CSK HD, 3/32 IN.DIA, 1/4 IN.LG	EA	16
35	89	PAFZZ	5310-00-623-5989	NAS1031A3	80205	NUT, SELF-LOCKING, PLATE, NO. 10-32 UNF	EA	6
35	90	PAFZZ	5310-00-680-6275	NAS1032A3	80205	NUT, SELF-LOCKING, PLATE NO. 10-32 UNF	EA	2
35	91	PAFZZ	5320-00-117-6939	MS20426AD3-5	96906	RIVET, SOLID: ALUMINUM, CSK HD, 3/32 IN.DIA, 5/16 IN.LG	EA	6
35	92	XBFZZ		5-4-2140-25-61	81337	PLATE	EA	3
35	93	XBFZZ		5-4-2140-25-60	81337	PLATE	EA	1
35	94	PAOZZ	5320-00-582-3501	MS20601AD4W2	96906	RIVET, BLIND: ALUMINUM, CSKHD, 1/8 IN.DIA, 15/64 IN.LG	EA	4
35	95	XBFZZ		99947C130	85735	RECEPTACLE, TURNLOCK FASTENER	EA	2
35	96	XBFZZ		701080	05699	DOUBLER	EA	1



(1) ILLUSTRATION		(2)	(3)	(4)	(5)	(6)	(7)	(8)
(a) FIG NO.	(b) ITEM NO.	SMR CODE	NATIONAL STOCK NUMBER	PART NUMBER	FSCM	DESCRIPTION	USABLE ON CODE	QTY INC IN UNIT
36	1	PAOZZ	5305-00-269-3240	MS90727-64	96906	SCREW, CAP: HEX HD, 3/624 UNF 1 1/21N.LG		EA 32
36	2	PAOZZ	5310-00-595-7237	MS35333-42	96906	WASHER, LOCK: INTERNAL TOOTH, 3/8 IN.ID		EA 32
36	3	PAOZZ	5310-00-080-6004	MS27183-14	96906	WASHER, FLAT: .406 IN.ID, .812 IN.OD		EA 32
36	4	PAOFF	5410-00-022-2671	5-4-2047-27	81337	JACK ASSEMBLY, LEVELING: SIDE (COMPONENTS SAME AS JACK ASSEMBLY, P/N 54-2047-26 (81337) EXCEPT WHERE INDIVIDUAL COMPONENTS ARE ANNOTATED)		EA 4
36	4	PAOFF	5410-00-434-6279	5-4-2047-26	81337	JACK ASSEMBLY, LEVELING: FIXED END		EA 4
36	5	PAOZZ	5315-00-816-1794	MS24665-285	96906	PIN, CUTTER: CD PLTD, 3/32 IN.DIA, 1 IN.LG (USE WITH JACK ASSEMBLY, P/N 5-4-2047-26 (81337), ONLY)		EA 1
36	6	PAOZZ	5315-01-019-3849	MS20392-10C39	96906	PIN, STRAIGHT: CD PLTD, HEADED, DRILLED SHANK, 3/4 IN.DIA (USE WITH JACK ASSEMBLY, P/N 5-4-2047-26 (81337), ONLY)		EA 1
36	7	XBFZZ	5410-00-434-6297	5-4-2048-26-36	81337	BRACKET, PIVOT (USE WITH JACK ASSEMBLY, P/N 5-4-2047-26 (81337), ONLY)		EA 1
36	8	PAFZZ	5305-00-269-2806	MS90726-65	96906	SCREW, CAP: HEX HD, 3/8-24 UNF, 1 3/4IN.LG (USE WITH JACK ASSEMBLY, P/N 5-4-2047-27 (81337), ONLY)		EA 1
36	9	PAFZZ	5310-00-167-0804	AN960C616	88044	WASHER, FLAT: CRES, 3/8 IN.ID (USE WITH JACK ASSEMBLY, P/N 5-4-2047-27 (81337), ONLY)		EA 1

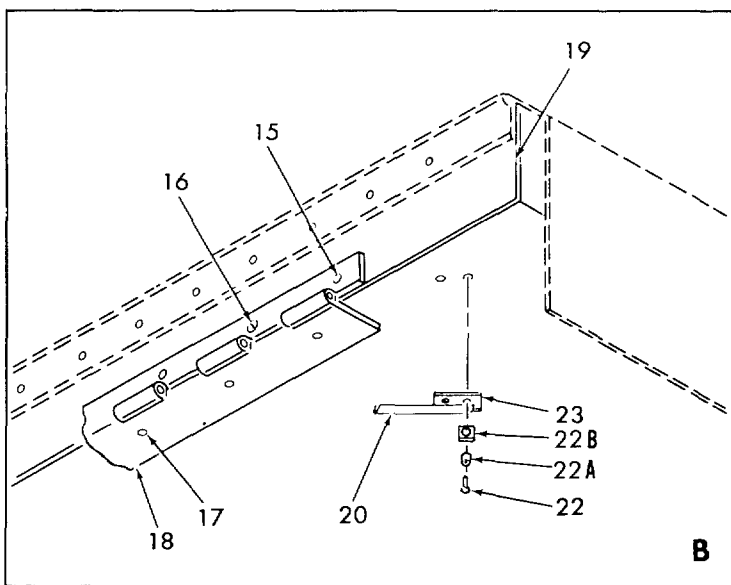
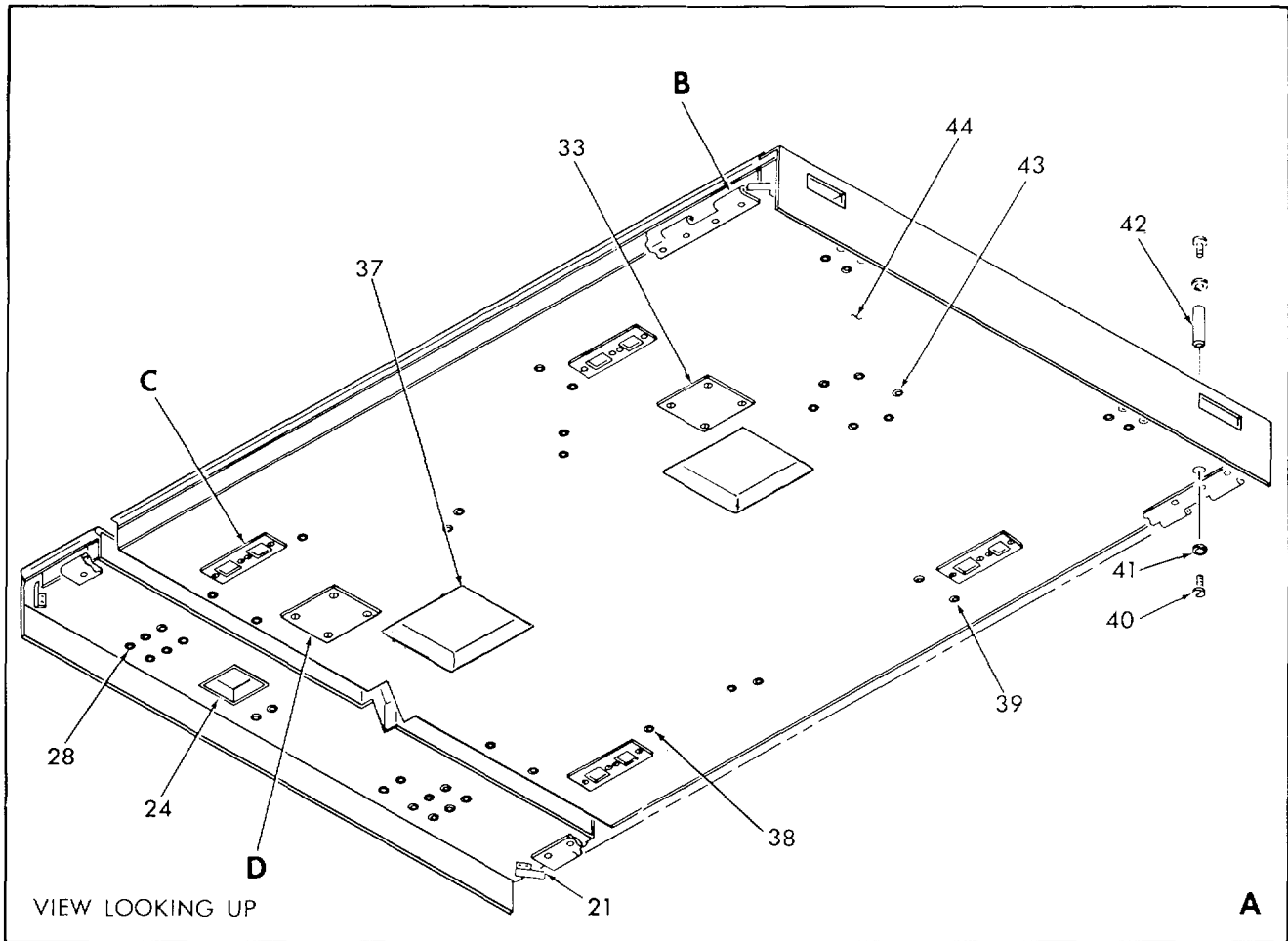
Figure 36. Side and fixed end leveling jack assemblies.

(1) ILLUSTRATION		(2)	(3)	(4)	(5)	(6)	(7)	(8)
(a) FIG NO.	(b) ITEM NO.	SMR CODE	NATIONAL STOCK NUMBER	PART NUMBER	FSCM	DESCRIPTION USABLE ON CODE	U/M	QTY INC IN UNIT
36	10	PBFZZ	5310-00-515-8716	AN316C6R	88044	NUT, CHECK CRES, 3/8-24 UNF (USE WITH JACK ASSEMBLY, P/N 5-4-2047-27 (81337), ONLY)	EA	1
36	11	MFOZZ		5-4-2047-27-38	81337	WIRE ROPE (USE WITH JACK ASSEMBLY, PIN 5-4-2047-27 (81337), ONLY)	EA	1
36		XBOZZ		MIL-C-5454	81349	MANUFACTURE FROM: WIRE ROPE: CRES, 1/16 IN.DIA, 7 x 7, 12 IN.LG PVC COVERING PER MIL-1-631 REQUIRED		
36	12	MFOZZ		5-4-2047-26-30	81337	WIRE ROPE (USE WITH JACK ASSEMBLY, P/N 5-4-2047-26 (81337), ONLY)	EA	1
36		XBOZZ		MIL-C-5454	81349	MANUFACTURE FROM: WIRE ROPE PVC COVERING PER MIL-1-631 REQUIRED		
36	13	PAOZZ	4030-00-431-5536	28-1C	76691	FERRULE, WIRE ROPE	EA	2
36	14	PAOZZ	5120-01-029-6328	100124-1	41913	RATCHET, JACK HANDLE	EA	1
36	15	PAFZZ	5305-00-269-2808	MS90726-65	96906	SCREW, CAP: CD PLT, HEX HD, 3/8-24 UNF, 1 3/4 IN.LG (USE WITH JACK ASSEMBLY, PIN 5-4-2047-26 (81337), ONLY)	EA	2
36	16	PAFZZ	5310-00-167-0804	AN960C616	88044	WASHER, FLAT CRES, 3/8 IN.ID	EA	2
36	17	PBFZZ	5310-00-515-8716	AN316C6R	88044	NUT, CHECK: CRES, 3/8-24 UNF (USE WITH JACK ASSEMBLY, P/N 5-4-2047-26 (81337), ONLY)	EA	2
36	18	PBFZZ	5325-00-276-6073	MS35489-96	96906	GROMMET, RUBBER: 5/16 IN.ID, 13/16 IN.OD (USE WITH JACK ASSEMBLY, P/N 5-4-2047-26 (81337), ONLY)	EA	1
36	19	PAOZZ	5305-00-837-3343	MS24693S28	96906	SCREW, DRIVE: CRES, NO.4 3/16 IN.LG	EA	1
36	20	PAOZZ	4030-01-058-6349	HI-17352-1	26590	TERMINAL, END	EA	1
36	21	MFOZZ		5-4-2047-26-28	81337	WIRE ROPE MANUFACTURE FROM:	EA	1
36		XBOZZ		MIL-C-5454	81349	WIRE ROPE: CRES, 1/16 IN.DIA, 7 x 7, 8 IN.LG PVC COVERING PER MIL-1-631 REQUIRED		
36	22	PAOZZ	4030-00-431-5536	28-1C	76691	FERRULE, WIRE ROPE	EA	1
36	23	PAFZZ	5306-00-507-7242	5-4-2048-26-20	81337	SCREW, LOCKING	EA	1
36	24	PFFZZ	5340-00-537-8877	5-4-2048-26-25	81337	PLUG, SCREW	EA	1
36	25	PAOZZ	5305-00-733-3042	MS24693S300	96906	SCREW, MACHINE: CD PLTD, FLAT HD, CSK 100 DEG, 1/4-28 UNF (USE WITH JACK ASSEMBLY, P/N 5-4-2047-27 (81337), ONLY)	EA	4
36	26	XBFZZ		5-4-2048-27-43	81337	PLATE MOUNTING (USE WITH JACK ASSEMBLY, P/N 5-4-2047-27 (81337), ONLY)	EA	1
36	27	XBFZZ		5-4-2048-27-30	81337	SPACER (USE WITH JACK ASSEMBLY, P/N 5-4-2047-27 (81337), ONLY)	EA	1
36	28	PAOZZ	5305-00-724-6794	MS51964-48	96906	SETSCREW: CD PLTD, HEX SOC HD, CUP POINT, 1/4-28 UNF, 3/16 IN.LG (USE WITH JACK ASSEMBLY, P/N 5-4-2047-26 (81337), ONLY)	EA	1
36	29	XBFZZ		5-4-2048-27-46	81337	NUT (USE WITH JACK ASSEMBLY, P/N 5-4-2047-27-46 (81337), ONLY)	EA	1
36	30	XBFZZ		5-4-2048-27-44	81337	BLOCK, SPACER (USE WITH JACK ASSEMBLY, P/N 5-4-2047-27-646 (81337), ONLY)	EA	1
36	31	XBFZZ		5-4-2048-27-45	81337	BLOCK, RETAINER (USE WITH JACK ASSEMBLY, P/N 5-4-2047-27-46 (81337), ONLY)	EA	1
36	32	PAOZZ	5410-01-024-0193	50603C6R27L12	84256	PIN ASSEMBLY, DETENT (USE WITH JACK ASSEMBLY, P/N 5-4-2047-27-46 (81337), ONLY)	EA	1
36	33	PAOZZ	5315-00-842-3044	MS24665-283	96906	PIN, COTTER: CD PLTD, 3/32 IN.DIA, 3/4 IN.LG	EA	2
36	34	PAFZZ	5315-00-812-7427	MS20392-7C73	96906	PIN, STRAIGHT: CD PLTD, HEADED, DRILLED SHANK, 1/2 IN.DIA, 2.562 IN.LG	EA	2
36	35	PAOZZ	5305-00-253-5617	MS21318-23	96906	SCREW, DRIVE: CD PLTD, NO.4, 3/8 IN.LG	EA	1
36	36	XBOZZ		50603C6R24L7	84256	PIN ASSEMBLY, DETENT: 3/8 IN.DIA (USE WITH JACK ASSEMBLY, P/N 5-4-2047-26 (81337), ONLY)	EA	1
36	36	XBOZZ		50603C8R24L7	84256	PIN ASSEMBLY, DETENT: 1/2 IN.DIA (USE WITH JACK ASSEMBLY, P/N 5-4-2047-27 (81337), ONLY)	EA	1
36	37	XBFZZ		5-4-2048-26-21	81337	BLOCK, PIVOT	EA	1
36	38	XBFZZ		5-4-2048-26-19	81337	PLATE, BASE	EA	1
36	39	PAOZZ	5315-00-753-3894	MS16562-238	96906	PIN, SPRING	EA	1
36	40	PAOZZ	5307-00-467-2523	5-4-2048-26-10	81337	STUD, WRENCHING	EA	1
36	41	PAOZZ	3120-01-003-1236	SLT567-2	02254	WASHER, THRUST	EA	1
36	42	PAOZZ	5330-01-019-6343	12500562	02697	SEAL	EA	1



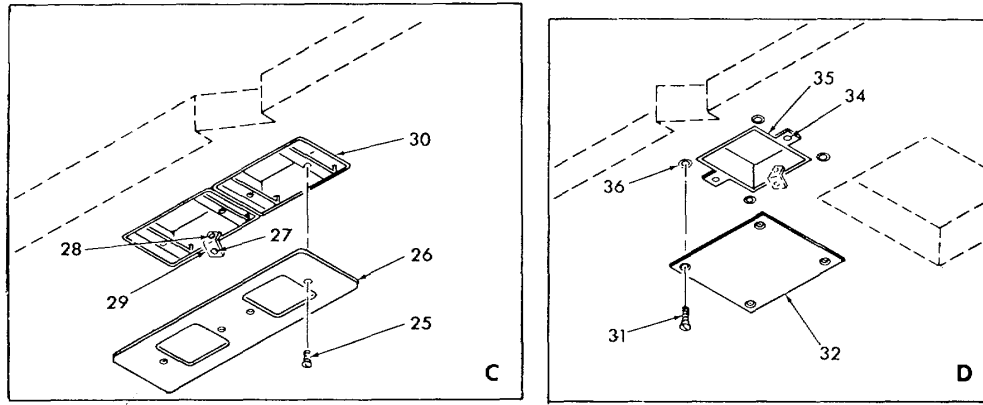
TS 005437

Figure 37. Fixed roof assembly (Sheet 1 of 3).



TS 005484

Figure 37. Fixed roof assembly (Sheet 2 of 3)

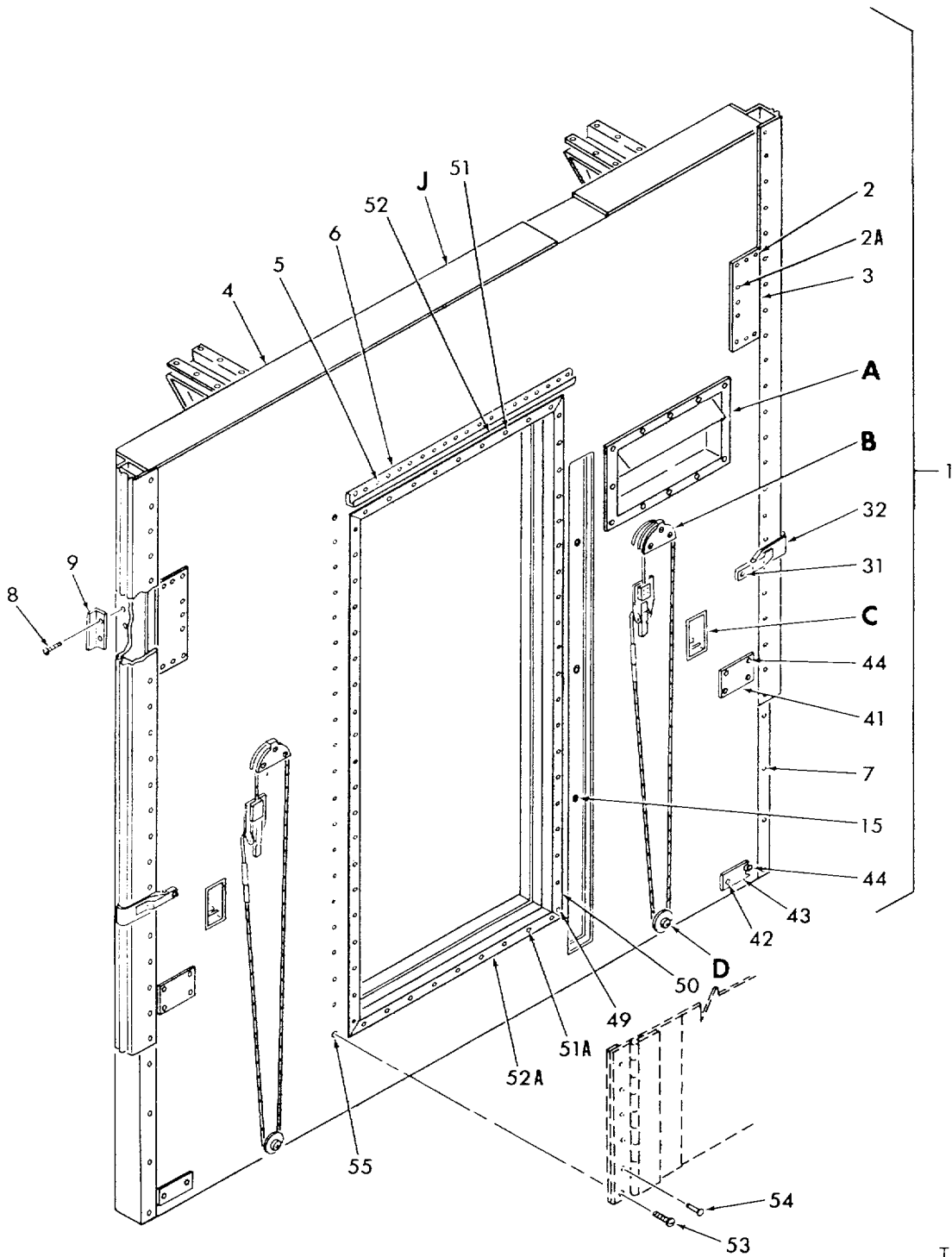


TS 005485

(1) ILLUSTRATION		(2)	(3)	(4)	(5)	(6)	(7)	(8)
(a) FIG NO.	(b) ITEM NO.	SMR CODE	NATIONAL STOCK NUMBER	PART NUMBER	FSCM	DESCRIPTION	USABLE ON CODE	QTY INC IN UNIT
37	1	XBHHH		5-4-2033-3	81337	FOOF ASSEMBLY, FIXED		1
37	2	PAFZZ	5320-03-882-8388	AD43H	07707	RIVET,BLINDDOMED HD,1/8 1'1.DIAA		144
37	2	PAFZZ	5303-00 882-8388	AD43H	07707	RIVET, BLIND.DOMED HD, 1/8 IN.DIA6		152
37	3	XBFZZ		5-4-2157-3-14	81337	ANGLE, EXTRUDED		2
37	4	XBFZZ	5320-00--882-8385	AD66H	07707	RIVET, BLIND:DOMED HD, 5/16 IN.DIA		56
37	5	XBFZZ		5-4-2119-3-53	81337	PLATE, CUTOUT, SIDE		8
37	6	XBFZZ		5-4-2119-3-28	81337	PLATE, CUTOUT, SIDE		8
37	7	XBFZZ		5-4-2119-3-29	81337	PLATE,CUTOUT, END		8
37	8	PAFZZ	5320-00-882-8386E	AD44H	07707	RIVET, BLINDDOMED HD,1/8 IN.DIA		104
37	9	KBFZZ		5-4-2157-3-12	81337	EXTRUSION		2
37	10	PAFZZ	5320-00-956-7355	AD64H	07707	RIVET, BLIND' DOOMED HD.,3/16 IN.DIA		24
37	11	XBFZZ		5-4-20;4-3-17	81377	PLATE		1
37	12	PAFZZ	5320-00-956-7355	AD64H	07707	RIVET,BLIND DOMED HD, 3/16 IN.DIA		12
37	13	PBFZZ	5410-00-448-9709	5-4-203-3-16	81337	PLATE,HANDLE		1
37	14	PAFZZ	5340-00-152-0662,	ZSP3-003-1	98376	HANDLE		1
37	15	PAFZZ	5320-00-236-3929	1604-0615	19738	RIVET,BLIND.CSK HD, 3/16 IN.DIAA		136
37	15	PAFZZ	5320-00-420-2165	AK64H	07707	RIVET, BLIND.CSK HD, 3/16 IN.DIAB		136
37	16	PAFZZ	5305-00-499-1138	5-4-2079-8-58	81377	SCREW, MACHINE.CD PLTD,FLAT CSK HD, 5/16-18 UNC,I IN.LG		70

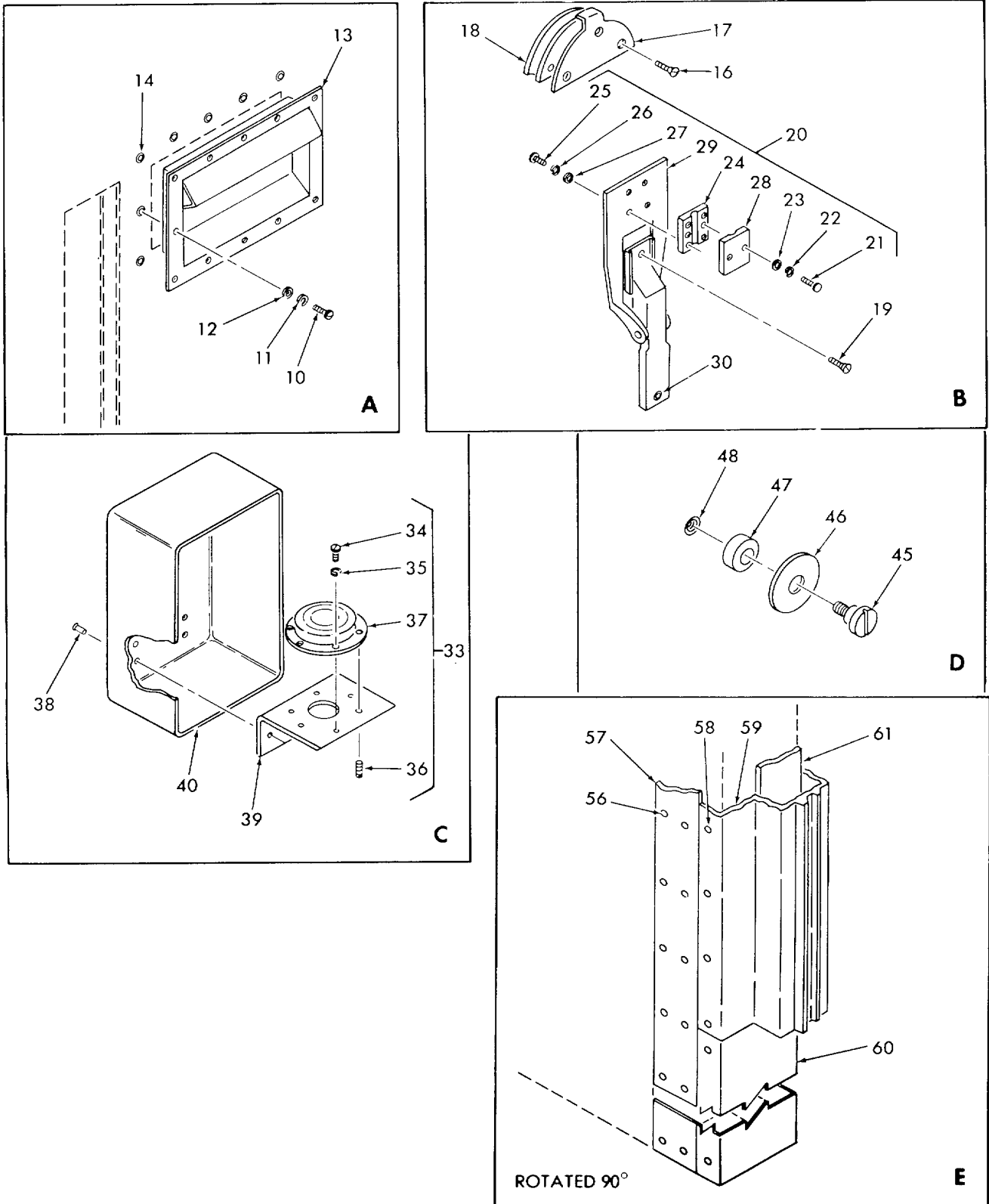
Figure 37. Fixed roof assembly (Sheet 3 of 3)

(1) ILLUSTRATION		(2)	(3)	(4)	(5)	(6)	(7)	(8)	
(a) FIG NO.	(b) ITEM NO.	SMR CODE	NATIONAL STOCK NUMBER	PART NUMBER	FSCM	DESCRIPTION	USABLE ON CODE	U/M	QTY INC IN UNIT
37	17	PAFZZ	5320-01-023-1752	1604-0615	13778	RIVET, BLIND: CSK, HD, 3/16 IN DIA		A	EA 178
37	17	PAFZZ	5320-00-486-8251	AK62H	37707	RIVET, BLIND: CSK, HD, 3/16 IN DIA		B	EA 278
37	18	XBFZZ		5-4-2113-8-27	81337	HINGE HALF			EA 2
37	19	MHHZZ		5-4-2033-3-11	81337	CLOSEOUT, PHENOLIC MANUFACTURE FROM			EA 2
37		PFHZZ	9330-00-480-9642	LP513	81348	STRIP: PHENOLIC, 1/8 IN. X 2 IN. X 143 3/4 IN. LG REQUIRED FOR EACH CLOSEOUT			EA
37	20	PCFZZ	5330-01-021-9375	5-4-2033-3-35	81337	SEAL, EXTRUDED, LEFT HAND		A	EA 2
37	20	PCFZZ		5-4-2155-3-57	81337	SEAL, EXTRUDED		B	EA 2
37	21	PCFZZ	5330-01-021-9375	5-4-2033-3-36	81337	SEAL, EXTRUDED, RIGHT HAND		A	EA 2
37	21	PCFZZ		5-4-2155-3 58	81337	SEAL, EXTRUDED		B	EA 2
37	22	PAFZZ	5320-00-882-8386	AD44H	07707	RIVET, BLIND: DOMED HD, i/8 IN. DIA		A	EA 8
37	22	PAFZZ	5320-00-874-4470	AD68H	07707	RIVET, BLIND: DOMED HD, 3/16 IN. DIA		B	EA 4
37	22A	XBFZZ		5-4-2033-3-60	81337	SPACER		B	EA 4
37	22B	PAFZZ		5-4-2033-3-59	81337	WASHER, SQUARE		B	EA 4
37	23	PBFZZ	5410-00-552-7645	5-4-2033-3-15	81337	PLATE		A	EA 4
37	24	XBFZZ		5-4-2101-3-24	81337	BOX, CONDUIT			EA 1
37	25	PAOZZ	5305-00-054-6652	MS51957-28	96906	SCREW, MACHINE. CRES, ROUND HD, NO. 6-32 UNC, 3/8 IN. LG		A	EA 12
37	25	PAOZZ	5305-00-837-3343	MS24633528	96906	SCREW, MACHINE:: CD PLTD, FLAT CS, HD, NO. 6-32 UNC, 1/2 IN. LG		B	EA 16
37	26	XBFZZ		5-4-2023-3-31	81337	PLATE, COVER			EA 4
37	27	PAFZZ		1604-0412	19738	RIVET, BLIND CSK HD, 1/8 IN. DIA		A	EA 7
37	27	PAFZZ	5320-00-274-8149	AK42H	07707	RIVET, BLIND CSK HD, 1/8 IN. DIA		B	EA 7
37	28	PAFZZ	5320-00-932-1972	AD42H	07707	RIVET, BLIND DOMED HD. 1/8 IN. DIA			EA 7
37	29	XBFZZ		5-4-2034-3-27	81337	ANGLE, GROUNDING			EA 7
37	30	XBFZZ		5-4-2100-3-18	81337	BOX ASSEMBLY, CONDUIT			EA 4
37	31	PAOZZ	5305-00-957-7819	MS24693530	96936	SCREW, MACHINE CD PLTD, FLAT CSK HD, NO. 6-32 UNC. 3/4 IN. LG			EA 8
37	32	XBFZZ		5-4-2023-3-33	81337	PLATE, COVER			EA 1
37	33	XBFZZ		5-4-2023-3-32	81337	PLATE, COVER			EA 1
37	34	PAFZZ		1604-0412	19738	RIVET, BLIND: CSK HD, 1/8 IN. DIA		A	EA 8
37	34	PAFZZ	5320-00-274-8149	AK42H	07707	RIVET, BLIND: CSK HD, 1/8 IN. DIA		B	EA 8
37	35	XBFZZ		5-4-2101-3-23	81337	BOX, CONDUIT			EA 2
37	36	PAFZZ	5310-00-188-7987	A8B106	03481	NUT, BLIND. ND. 6-32 UNC, 1/2 IN. LG			EA 24
37	37	XBFZZ		5-4-2116-3-26	81337	BOX, FIBERGLASS			EA 2
37	38	XBFZZ		2061-4590	95900	INSERT		A	EA 4
37	38	XBFZZ		5-4-2079-3-45	81337	INSERT		B	EA 4
37	39	PAFZZ	5310-00-194-8023	A10B130	03481	NUT, BLIND: NO. 10-32 UNC,			EA 2
37	40	PAOZZ	5305-00-054 6652	MS51957-28	96906	SCREW, MACHINE, CRES, ROUND HD, NO. 6-32 UNC, 3/8 IN. LG		A	EA 2
37	40	PAOZZ	5305-00-837-3343	MS24693528	96906	SCREW, MACHINE., CD PLTD, FLAT CSK HD, NO. 6-32 UNC, 1/2 IN. LG		B	EA 2
37	41	PAOZZ	5310-00-638-9857	AN960C6L	88044	WASHER, FLAT CRES, NO. 6			EA 2
37	42	XBFZZ		5-4-2034-3-47	81337	ROD, GROUNDING			EA 1
37	43	PAFZZ	5340-00-042-8682	BN528-428-1-24	73197	NUT, BLIND 1/4-28 UNC			EA 59
37	44	XBFFF		5-4-2112-3-1	81337	PANEL ASSEMBLY			EA 1



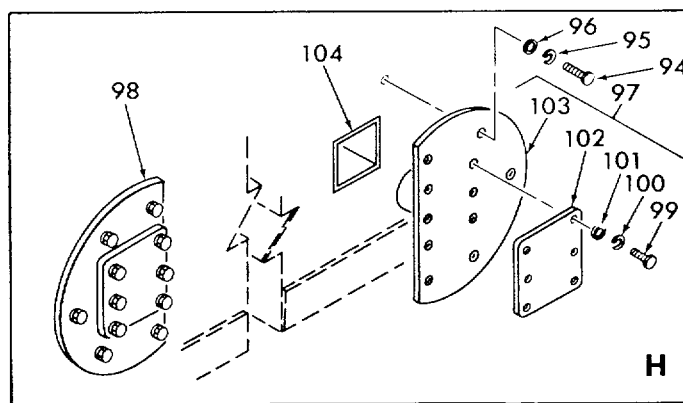
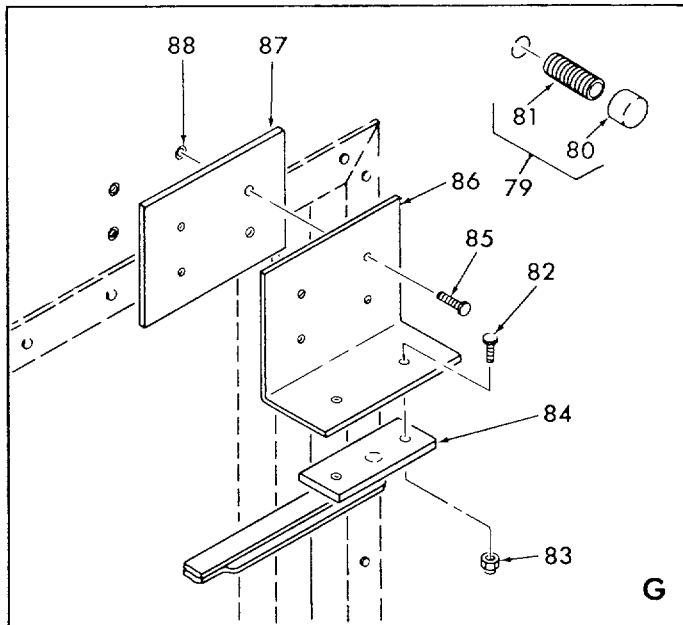
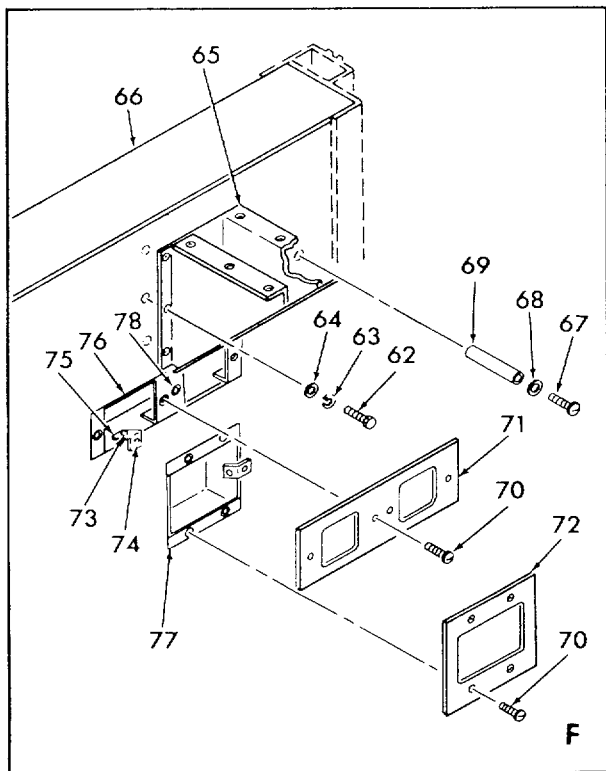
TS 005438

Figure 38. Access door fixed end panel assembly (Sheet 1 of 4)



TS 005486

Figure 38. Access door fixed end panel assembly (Sheet 2 of 4)



TS 005487

Figure 38. Access door fixed end panel assembly (Sheet 3 of 4)

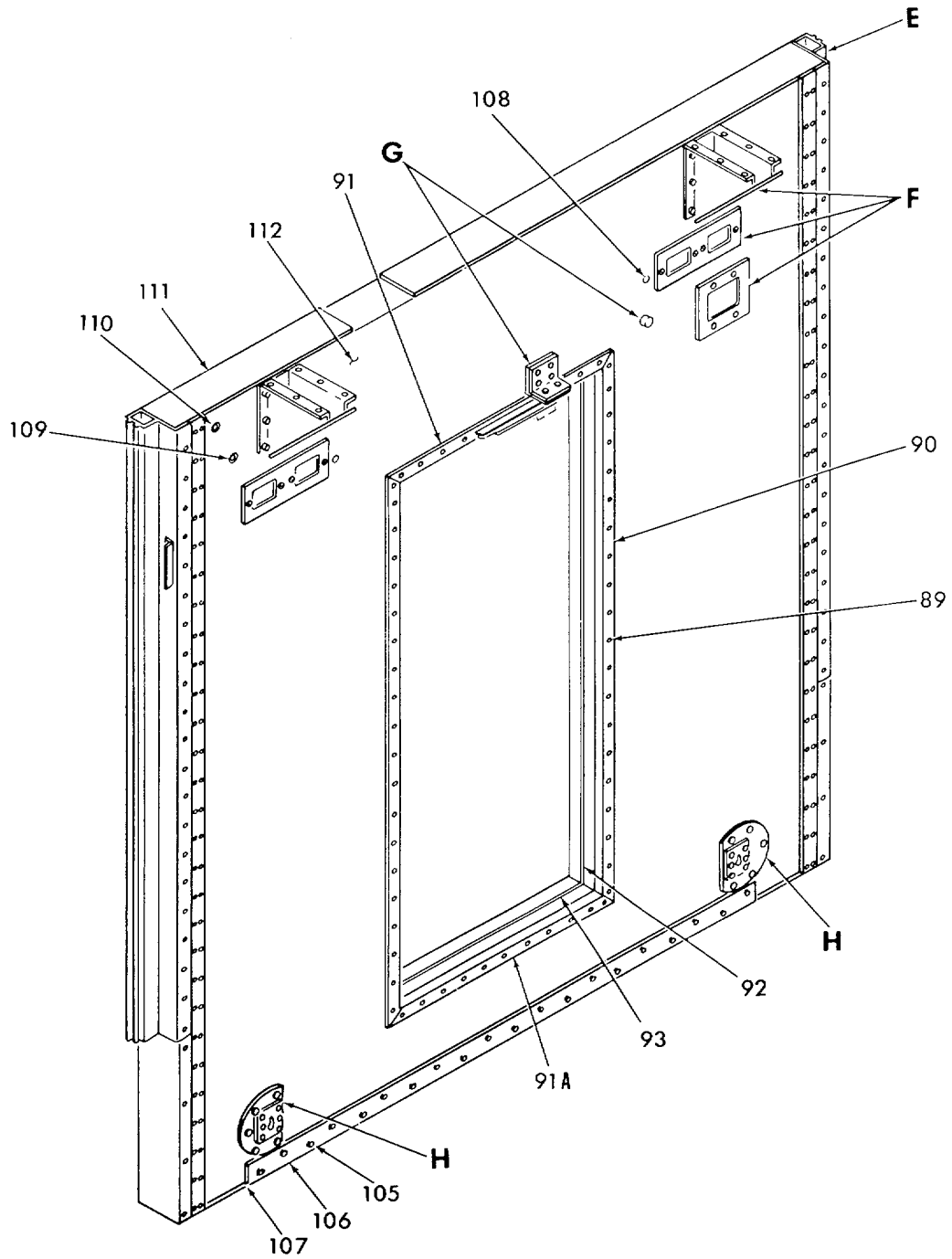


Figure 38. Access door fixed end panel assembly (Sheet 4 of 4).

(1) ILLUSTRATION		(2)	(3)	(4)	(5)	(6)	(7)	(8)
(a) FIG NO.	(b) ITEM NO.	SMR CODE	NATIONAL STOCK NUMBER	PART NUMBER	FSCM	DESCRIPTION USABLE ON CODE	U/M	QTY INC IN UNIT
38	1	XBHZZ		5-4-2050-4	81337	PANEL ASSEMBLY, FIXED END, ACCESS DOOR	EA	1
38	2	PAFZZ	5320-00-382-8388	AD434	07708	RIVET, BLIND: DOMED HD, 1/8 IN. DIA	A	EA 22
38	2	PAFZZ	5320-00-382-8388	AD434	07708	RIVET, BLIND: DOMED HD, 1/8 IN. DIA	B	EA 12
38	2A	PAFZZ	5320-00-148-6149	AK434	07707	RIVET, BLIND: CSK MD, 1/8 IN. DIA	B	EA 6
38	3	XBFZZ		5-4-2066-4-106	81337	PLATE, DOUBLER		EA 2
38	4	MFFZZ		5-4-2050-4-23	81337	CLOSEOUT		
						MANUFACTURE FROM:		EA 1
38		PFFZZ	9380-00-180-9642	IP513	81348	STRIP: PHENOLIC, 1/8 IN. X 2 IN. X 54 1/2 IN. LG		EA
						REQUIRED		
38	5	PAFZZ	5320-00-882-8388	AD434	07707	RIVET, BLIND: DOMED HD, 1/8 IN. DIA		EA 20
38	6	XBHZZ		5-4-2050-4-41	81337	GUTTER		EA 1
38	7	PAFZZ	5320-00-956-7355	AD64H	07707	RIVET, BLIND: DOMED HD, 3/16 IN. DIA		EA 54
38	8	XBOZZ		MS246935236	96906	SCREW, MACHINE: CD PLTD, FLAT CSK HD, 1/4-28 UNF, 3/8	EA	6
						IN. LG.		
38	9	XBFZZ		5-4-2066-4-176	81337	PLATE, STRIKER		EA 2
38	10	PAFZZ	5805-00-993-2461	MS35207-281	96906	SCREW, MACHINE: CD PLTD, PAN HD, 1/4-28 UNF, 3/4 IN LG		EA 11
38	11	PAOZZ	5310-00-550-1130-	MS35333-40	96906	WASHER, LOCK: CD, PLTD, INTL TOOTH, 1/4		EA 11
38	12	PAOZZ	5310-00-809-4058	MS27183-10	96906	WASHER, FLAT: CD PLTD, .281 ID		EA 11
38	13	XBHZZ		5-4-2160-4-32	81337	POWER OUT BOX		EA 1
38	14	PAFZZ	5320-00-106-4910	BN527-428-3	73197	NUT, BLIND: 1/4-28 UNF		EA 3
38	15	PAFZZ	5320-00-717-5547	A10K156	03481	NUT, BLIND: NO. 10-32 UNF		EA 6
38	16	PAFZZ	5305-00-957-7812	MS246935276	96906	SCREW, MACHINE: CD PLTD, FLAT CSK HD, NO. 10-32 UNF, IN. LG		EA 6
38	17	XBFZZ		5-4-2127-4-178	81337	CLIP, CAPSTAN		EA 2
38	18	XBFZZ		5-4-2127-4-151	81337	CAPSTAN		EA 2
38	19	PAOZZ	5805-00-957-7811	MS245935272	96906	SCREW MACHINE: CD PLTD, FLAT CSK HD, NO. 10-32 UNF, 1/2 IN. LG		EA 8
38	20	PAFZZ	5410-00-513-9788	5-4-2126-4-95	81337	CABLE LATCH AND CLAMP ASSEMBLY		EA 2
38	21	PAOZZ	5305-00-068-0504	MS90726-3	96906	SCREW CAP: CD PLTD, HEX HD, 1/4-28 UNF, 1/2 IN. LG		EA 2
38	22	PAOZZ	5310-00-550-1130	MS35333-40	96906	WASHER, LOCK: CD PLTD, INTL TOOTH, 1/4		EA 2
38	23	PAOZZ	5310-00-809-4058	MS27183-10	96906	WASHER, FLAT: CD PLTD, .281 ID		EA 2
38	24	XBFZZ		5-4-2126-4-26	81337	HALF CLAMP		EA 1
38	25	PAFZZ	5103-00-989-6265	MS35207262	96906	SCREW, MACHINE, CD PLTD, PAN HD, NO/ 10-32 UNF, 7/16		EA 4
						IN. LG.		
38	26	PAOZZ	5810-00-570-5752	MS35333-39	96906	WASHER, LOCK: CD PLTD, INTL TOOTH, NO. 10		EA 4
38	27	PAOZZ	5410-00-809-8546	MS27183-8	96906	WASHER, FLAT: CD PLTD, NO. 10		EA 4
38	28	XBFZZ		5-4-2126-4-25	81337	HALF CLAMP		EA 4
38	29	XBFZZ		5-4-2126-4-21	81337	LATCH ASSEMBLY		EA 1
38	30	XBFZZ		5-4-2079-4-130	81337	INSERT: NO. 10-32 UNF		EA 14
38	31	PAFZZ	5320-00-236-3929	1604-0615	19738	RIVET, BLIND: CSK HD, 3/16 IN. DIA		EA 8
38	32	PBFZZ	6605-00-872-2076	ZSP2-216	98376	LATCH ASSEMBLY		EA 2
38	33	XBFF		5-4-2077-4-121	81337	LEVEL BOX ASSEMBLY		EA 2
38	34	PAOZZ	5305-00-984-6191	MS35206-243	96906	SCREW, MACHINE: CD PLTD, PAN HD, NO 8-32 UNC, 3/8 IN. LG		EA 3
38	35	PAOZZ	5310-00-045-3299	MS35338-42	96906	WASHER, LOCK: CD PLTD, SPLIT, NO. 8		EA 3
38	36	PAOZZ	5105-00-981-5312	MS10864-10	96906	SETSCREW: CD PLTD, HEX SOCK HD, SELF-LOCKING, CUP POINT		EA 3
						NO. 4-40 UNC, 1/4 IN. LG		
38	37	PAFZZ	5410-01-028-8656	2-160AS	28420	LEVEL INDICATOR		EA 1
38	38	PAFZZ	5320-00-882-8386	AD434	07707	RIVET, BLIND: DOMED HD, 1/8 IN. DIA		EA 4
38	39	XFAZZ		5-4-2077-4-123	81337	ANGLE		EA 1

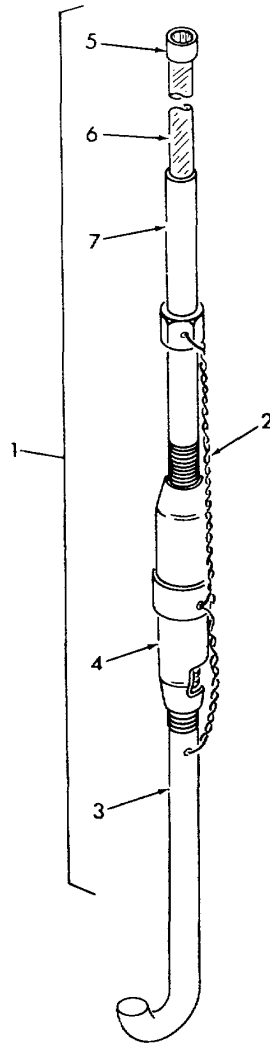
(1) ILLUSTRATION		(2)	(3)	(4)	(5)	(6)	(7)	(8)
(a) FIG NO.	(b) ITEM NO.	SMR CODE	NATIONAL STOCK NUMBER	PART NUMBER	FSCM	DESCRIPTION USABLE ON CODE	U/M	QTY INC IN UNIT
38	40	XBFZZ		248-72-30	98376	BOX	EA	1
38	41	XBFZZ		5-4-2050-4-33	81337	SPACER, JACK: TOP	EA	2
38	42			1604-0412	19738	RIVET, BLIND: CSK HD, 1/8 IN. DIA	EA	4
38	43	XBFZZ		5-4-203-4-34	81337	SPACER	EA	2
38	44	PAFZZ	5430-00-466-7455	5-4-2079-4-129	81337	INSERT: 3/8-24 UNF	EA	16
38	45	PAFZZ	5305-00-499-1711	5-4-2079-4-132	81337	SCREW, CAP: CRES, SOC HD, SHOULDERS, 3/8-16 UNC, 1/2 IN LG	EA	2
38	46	XBFZZ		5-4-2050-4-36	81337	WASHER, FLAT: ALUMINUM TYPE 6061T6, 1/8 IN. X 17/32 IN. ID X 2 1/2 IN. OD	EA	2
38	47	XBFZZ		5-4-2050-4-35	81337	SPACER	EA	2
38	48	PAFZZ	5310-00-097-6388	A37B200	03481	BUT, BLIND: 3/8-16 UNC	EA	2
38	49	PAFZZ	5320-00-274-8149	1604-0412	19738	RIVET, BLIND: CSK HD, 1/8 IN. DIA	EA	42
38	50	MFFZZ		5-4-2050-4-30	81337	ANGLE	EA	2
38		XBFZZ		QQ-A250-11	81348	MANUFACTURE FROM: SHEET: ALUMINUM, TYPE 6061T6, 3/32 IN. X 3/4 IN X 3/4 IN 61 1/16 IN. LG REQUIRED FOR EACH ANGLE	EA	
38	51	PAFZZ	5320-00-882-8388	AD34H	07707	RIVET, BLIND: DOMED HD, 1/8 IN. DIA	A	EA 22
38	51	PAFZZ	5320-00-932-1972	AD42H	07707	RIVET, BLIND: DOMED HD, 1/8 IN. DIA	B	EA 11
38	51A	PAFZZ	5320-00-874-4477	AK42H	07707	RIVET, BLIND: SCK HD, 1/8 IN. DIA	B	EA 13
38	52	MFFZZ		5-4-2050-4-29	81337	ANGLE A	EA	2
38		XBFZZ		QQ-A250-11	81348	MANUFACTURE FROM: SHEET: ALUMINUM, TYPE 6061T6, 3/32 IN. X 3/4 IN. X 3/4 IN. X 25 1/4 IN. LG REQUIRED FOR EACH ANGLE	A	EA
38	52	MFFZZ		5-4-2050-4-29	81337	ANGLE B	EA	2
38		XBFZZ		QQ-A250-11	81348	MANUFACTURE FROM: SHEET: ALUMINUM, TYPE 6061T6, 3/32 IN. X 3/4 IN. X 3/4 IN. X 25 1/4 IN. LG REQUIRED FOR EACH ANGLE	B	EA
38	52A	MFFZZ		5-4-2051-4-181	81337	ANGLE:	B	EA 1
38		XBFZZ		QQ-A200-8	81348	MANUFACTURE FROM: SHEET: ALUMINUM, TYPE 6061T6, 3/32 IN. X 3/4 IN. X 3/4 IN. X 25 1/4 IN. LG REQUIRED FOR EACH ANGLE		
38	53	PAFZZ	5305-00-993-2461	MS35207-281	96909	SCREW, MACHINE: CD PLTD, PAN HD, 1/4-28 UNF, 3/4 IN LG	EA	2
38	54	PAFZZ	5320-00-882-8385	AD66H	07707	RIVET, BLIND: DOMED HD, 3/16 IN DIA	EA	20
38	55	PAFZZ	5340-00-042-8682	BN528-428-1-24	73197	NUT, BLIND: 1/4-28 UNF	EA	16
38	56	XBFZZ		AK43H	19738	RIVET, BLIND: CSK HD, 1/8 IN DIA	EA	120
38	57	MFFZZ		5-4-2051-4-27	81337	STRIP, THERMAL	EA	2
38		PFFZZ	9330-00-180-9642	LP513	81348	MANUFACTURE FROM: STRIP, PHENOLIC, 080 IN X 1 5/16 IN X 86 23/32 IN LG REQUIRED FOR EACH STRIP	EA	
38	58	PAFZZ	5320-00-236-3929	1604-0615	19738	RIVET, BLIND: CSK HD, 3/16 IN DIA	EA	54
38	59	MHHZZ		5-4-2051-4-37	81337	EXTRUSION:		
38		XBHZZ		QQ-A200-9	81348	MANUFACTURE FROM: EXTRUSION: ALUMINUM, TYPE 6063T6, 67 21/32 IN LG REQUIRED FOR EACH EXTRUSION	EA	
38	60	XBHZZ		5-4-2157-4-179	81337	EXTRUSION, CHANNEL	EA	2
38	61	MFFZZ		6-4-2050-4-21	81337	CLOSEOUT	EA	2
38		PFFZZ	9330-00-180-9642	LP513	81348	MANUFACTURE FROM: STRIP, PHENOLIC, 080 IN X 1 5/16 IN X 86 23/32 IN LG REQUIRED FOR EACH STRIP	EA	
38	62	PAOZZ	5305-00-068-0506	MS90726	96906	WASHER, CAP: CD PLTD, HEX HD, 1/4-28 UNF, 3/4 IN. LG	EA	12
38	63	PAOZZ	5310-00-550-1130	MS35333-40	96906	WASHER, LOCK: CD PLTD, INTL TOOTH, 1/4	EA	12
38	64	PAOZZ	5310-00-809-4058	MS27183-10	96906	WASHER, FLAT: CD PLTD, .2841 ID	EA	12
38	65	XBFZZ		5-4-2129-4-50	81337	GUSSET	EA	2

(1) ILLUSTRATION		(2)	(3)	(4)	(5)	(6)	(7)	(8)
(a) FIG NO.	(b) ITEM NO.	SMR CODE	NATIONAL STOCK NUMBER	PART NUMBER	FSCM	DESCRIPTION USABLE ON CODE	U/M	QTY INC IN UNIT
38	65	MFFZZ		5-4-2050-4-23	81337	CLOSEOUT MANUFACTURE FROM:	EA	1
38		PFFZZ	9330-00-180-9642	HP13	81348	STRIP: PHENOLIC, 1/8 IN. X 2 IN. X 54 IN. LG REQUIRED	EA	
38	67	PAOZZ	5305-00-054-6652	MS51057-28	96906	SCREW, MACHINE: CRES, RD HD, NO. 6-32 UNC, 3/8 IN. LG	A EA	2
38	67	PAOZZ	5305-00-837-3343	MS24596S28	96906	SCREW, MACHINE: CD PLTD, FLAT CSK HD, NO. 6-32 UNC, 1/2 IN LG.	B EA	2
38	68	PAOZZ	5310-00-6389857	AN960C6L	88044	WASHER, FLAT: CRES, NO. 6	A EA	2
38	69	XBFZZ		5-4-2050-4-162	81337	ROD, GROUNDING	EA	1
38	70	PAOZZ	5305-00-054-6652	MS51957-28	96906	SCREW, MACHINE: CRES, RD HD, NO. 6-32 UNC, 3/8 IN. LG	A EA	12
38	70	PAOZZ	5305-00-837-3343	MS24693S28	96906	SCREW, MACHINE: CD PLTD, FLAT CSK HD, NO. 6-32 UNC, 1/2 IN. LG	B EA	12
38	71	XBFZZ		5-4-2023-3-31	81337	PLATE, COVER	EA	2
38	72	PBFZZ	5430-00-466-7454	5-4-2023-4-111	81337	PLATE, COVER	EA	1
38	73	PAFZZ	5320-00-932-1972	AD42H	07707	RIVET, BLIND: DOMED HD, 1/8 IN. DIA	EA	3
38	74	PAFZZ	5320-00-274-8149	1604-0412	19738	RIVET, BLIND: CSK HD, 1/8 IN. DIA	EA	3
38	75	PAFZZ	5410-00-483-4418	5-4-2034-8-33	81337	ANGLE, GROUNDING	EA	3
38	76	XBFZZ		5-4-2100-4-112	81337	BOX ASSEMBLY, CONDUIT	EA	2
38	77	XBFZZ		5-4-2101-4-117	81337	BOX ASSEMBLY, CONDUIT	EA	1
38	78	PAFZZ	5310-00-188-7944	AB160	03481	NUT, BLIND: NO. 6-32 UNC	EA	12
38	79	PAOOO	5410-00-466-7453	5-4-2079-4-159	81337	STERLIZER VENT ASSEMBLY	EA	1
38	80	XBOZZ		01032007	11159	CAP, PIPE	EA	1
38	81	PAOZZ	4710-00-136-7812	32000007	11159	PIPE	EA	1
38	82	PAOZZ	5305-00-068-0506	MS90726-6	96906	SCREW, CAP: CD PLTD, HEX HD, 1/4-28 UNF, 3/4 IN. LG	EA	3
38	83	PAOZZ	5310-00-877-5796	MS21044N4	96906	NUT, SELF-LOCKING, HEXAGON: CD PLTD, 1/4-28 UNF	EA	2
38	84	XBFZZ		446RH	14557	BRACE	EA	1
38	85	PAOZZ	5305-00-068-0506	MS90726-6	96906	SCREW, CAP: CDPLTD, HEX HD, 1/4-28 UNF, 3/4 IN. LG	EA	4
38	86	MFFZZ		5-4-2050-4-31	81337	ANGLE MANUFACTURE FROM:	EA	1
38		XBFZZ		QQA250-11	81348	SHEET: ALUMINUM, TYPE 6061T6, 3/16 IN. X 1 3/8 IN. X 3 IN. X 3 IN. LG REQUIRED	EA	
38	87	XBFZZ		5-4-2050-4-38	81337	DOUBLER	EA	1
38	88	PAFZZ	5340-00-042-8683	BN528-428-3-24	73197	NUT, BLIND: 1/4-28 UNF	EA	7

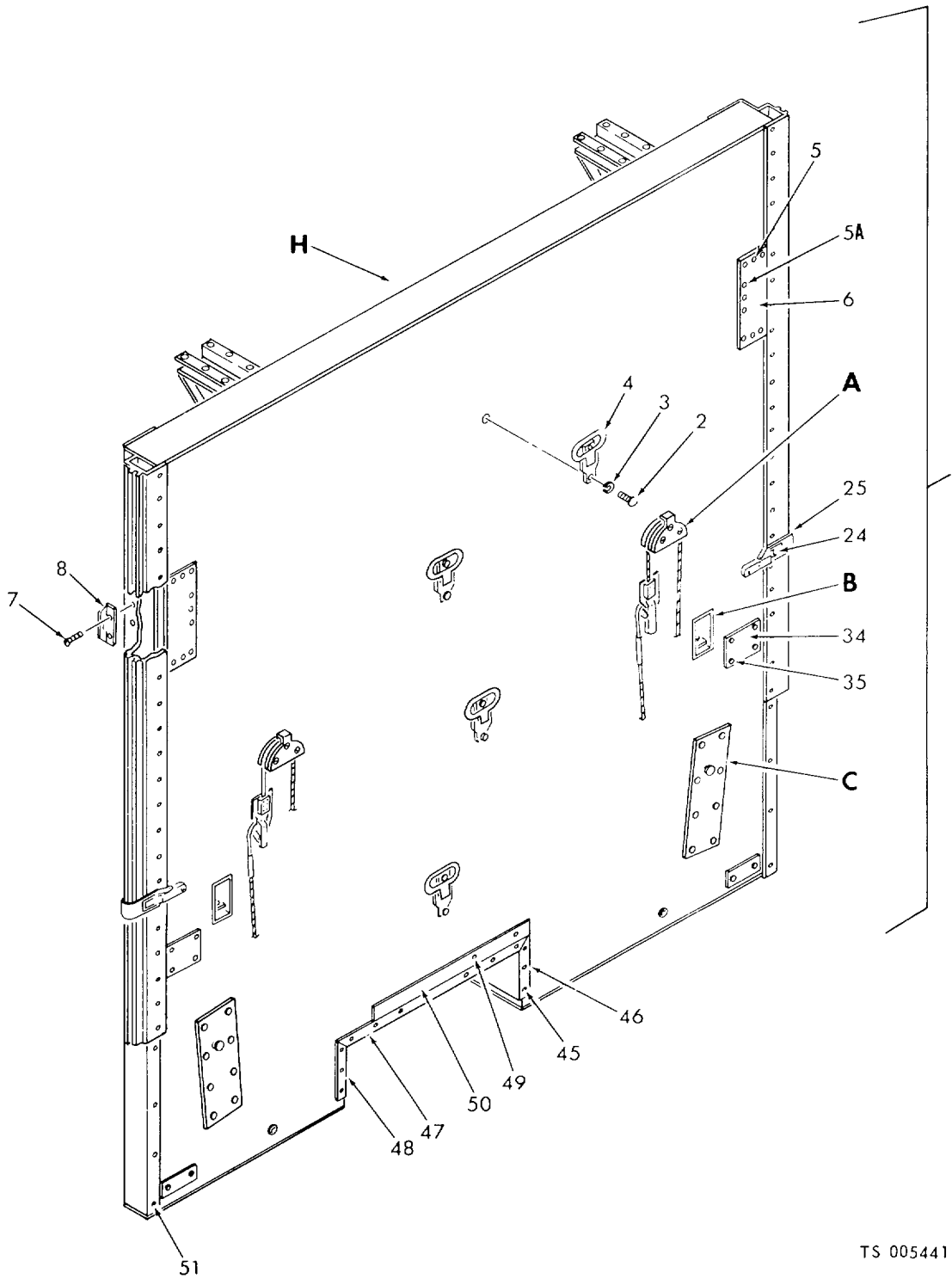
TM 10-5410-221-34P-1

(1) ILLUSTRATION		(2)	(3)	(4)	(5)	(6)	(7)	(8)
(a) FIG NO	(b) ITEM NO	SMR CODE	NATIONAL STOCK NUMBER	PART NUMBER	FSCM	DESCRIPTION USABLE ON CODE	U/M	QTY INC IN UNIT
38	89	PAFZZ	5320-00-932-1972	AD42H	07737	RIVET, BLIND: DOMED HD, 1/8 IN. DIA	EA	65
38	90	MFFZZ		5-4-2050-4-30	81337	ANGLE MANUFACTURE FROM	A EA	2
38		XBFZZ		QQ-A250-11	81348	SHEET: ALUMINUM, TYPE 6061T6, 3/32 IN. X 3/4 IN. X 3/4 IN. X 1/16 IN. REQUIRED FOR EACH ANGLE	A EA	
38	90	MFFZZ		5-4-2051-4-182	81337	ANGLE MANUFACTURE FROM.	B EA	2
38		XBFZZ		QQ-A250-11	81348	SHEET: ALUMINUM, TYPE 6061T6, 3/32 IN. X 3/4 IN. X 3/4 IN. X 25 1/4 IN. LG REQUIRED FOR EACH ANGLE	B EA	
38	91	MFFZZ		5-4-2050-4-29	81337	ANGLE MANUFACTURE FROM:	A EA	2
38		XBFZZ		QQ-A250-11	813/8	SHEET: ALUMINUM, TYPE 6061T6. 3/32 IN. X 3/4 IN. X 3/4 IN. X 25 1/4 IN. LG REQUIRED FOR EACH ANGLE	A EA	
38	91	MFFZZ		5-4-2050-4-29	81337	ANGLE MANUFACTURE FROM:	B EA	1
38		XBFZZ		QQ-A250-8:	81348	SHEET: ALUMINUM, TYPE 6061T6, 3/32 IN. X 3/4 IN. X 3/4 IN. X 61 1/16 IN. LG REQUIRED FOR EACH ANGLE	B EA	
38	91A	MFFZZ		5-4-2051-4-183	81337	ANGLE MANUFACTURE FROM:	B EA	1
38		XBFZZ		QQ-A200-8	81348	SHEET: ALUMINUM, TYPE 6061T60. 3/32 IN. X 3/4 IN. X 3/4 IN. X 25 1/6 IN. LG REQUIRED FOR EACH ANGLE	B EA	
38	92	MFFZZ		5-4-2050-4-26	81337	CLOSEOUT MANUFACTURE FROM.	EA	2
38		PFFZZ	9330-00-180-9142	LP513	81348	STRIP: PHENOLIC, 1/8 IN. X 2 IN. X 59 3/4 IN. LG REQUIRED FOR EACH CLOSEOUT	EA	
38	93	MFFZZ		5-4-2050-4-22	81337	CLOSEOUT MANUFACTURE FROM:	EA	2
38		PFFZZ	9330-00-180-9642	LP513	81348	STRIP: PHENOLIC, 1/8 IN. X 2 IN. X 23 15/16 IN. LG REQUIRED FOR EACH CLOSEOUT	EA	
38	94	PAOZZ	5305-00-068-0506	M59076-6	95906	SCREW, CAP: CD PLTD, HEX HD, 1/7-28 UNF, 3/4 IN. LG	EA	10
38	95	PAOZZ	3310 00550 1130	M535333-40	96906	WASHER, LOCK: CD PLTD, INTL TOOTH, 1/4	EA	10
38	96	PAFFF	5310-00-809-4058	MS27183-10	96906	WASHER, FLAT: CD PLTD, .281 ID	EA	10
38	97	XBFFF		5-4-2128-4-170	81337	TIE DOWN ASSEMBLY: RH (COMPONENTS SAME AS TIE DOWN, P/N 2-4-2128-4-164 (81337))	EA	1
38	98	PBFFF	5410-105-513-9789	5-4-2128-4-164	81337	TIE DOWN ASSEMBLY: LH	EA	1
38	99	PAOZZ	5305-0068-0504	MS90726-3	96906	SCREW, CAP: CD PLTD, HEX HD, 1/4-28 UNF, 1/2 IN, LG	EA	6
38	100	PAOZZ	5310-00-50-1130	M535333-40	96906	WASHER, LOCK: CD PLTD, INTL TOOTH, 1/4	EA	6
38	101	PAOZZ	5310-00-167-0835	AN960-416L	88044	WASHER, FLAT: 1/4	EA	6
38	102	PAFZZ	1670-00-885-0885	SP2158-3	96603	FITTING, FLOOR	EA	1
38	103	PAOZZ	9410-01-033-1272	5-4-2128-5-31	81337	PLATE, TIE DOWN	EA	1
38	104	XBFZZ	Z24-30-24	98376		BOX	EA	2
38	105	PAFZZ	5320-00-956-7355	AD64H	07707	RIVET, BLIND: DOMED HD, 3/16 IN. DIA	EA	44
38	106	XBFZZ		5-4-2051-4-28	81337	ANGLE	EA	1
38	107	MFFZZ		5-4-2050-4-25	81337	CLOSEOUT MANUFACTURE FROM:	EA	1
38		PFFZZ	9330-00-180-9642	LP513	81348	STRIP: PHENOLIC, 1/8 IN. X 2 IN. X 82 31/32 IN. REQUIRED	LG EA	
38	108	PAFZZ	532000-274-8149	1604-0412	19738	RIVET, BLIND: CSK HD, 1/8 IN. DIA	EA	9
38	109	PAFZZ	5310-00-194-8023	A18130	03481	NUT, BLIND: NO. 10-32 UNF	EA	3
38	110	PAFZZ	5340-00-042-8682	BN528-428-1-24	73197	NUT, BLIND: 1/4-28 UNF	EA	32
38	111	MFFZZ		5-4-2050-4-24	81337	CLOSEOUT MANUFACTURE FROM'	EA	1
38		PFFZZ	9330-00-180-9642	LP513	81348	STRIP: PHENOLIC, 1/8 X 2 IN. X 22IN. LG REQUIRED	EA	
38	112	XBFFF		5-4-2162-4-1	81337	PANEL ASSEMBLY	EA	1

(1) ILLUSTRATION		(2)	(3)	(4)	(5)	(6)	(7)	(8)
(a) FIG NO.	(b) ITEM NO.	SMR CODE	FEDERAL STOCK NUMBER	PART NUMBER	FSCM	DESCRIPTION USABLE ON CODE	U/M	QTY INC IN UNIT
39	1	XBFF		5-4 2161-4-51	81337	DOOR ASSEMBLY , ACCESS, FIXED END PANEL	EA	1
39	1A	PAFZZ	5320-00-117-7287	MS20426AD6-7	96906	RIVET, SOLID: ALUMINUM, CSK HD, 3/16 IN. DIA 7/16 IN. LG	B EA	21
39	2	PBFZZ	5340-00-558-3003	54340-00-558-3003	96906	HINGE	A EA	1
39	2	PBFZZ		MS2001P8-6112	96906	HINGE	B EA	1
39	3	MFFZZ		5-4-2161-4-76	81337	SPACER	EA	1
39		XBFZZ		QQ-A250-11	81348	MANUFACTURE FROM: SHEET, ALUMINUM TYPE 6061T6, , 3/16 IN. X 7/8 IN. X 61 1/8 IN. LG REQUIRED	EA	
39	4	PAFZZ	5320-00-956-7355	AD64H	07707	RIVET. BLIND. DOMED HD, 3/16 IN. DIA	EA	34
39	5	PAFZZ	5320-00-274-8149	1604-0412	19738	RIVET, BLIND :FLAT CSK HD, 1/8 IN. DIA	EA	28
39	6	MFFZZ		5-4-2161-4-58	81337	EXTRUSION, TEE MANUFACTURE FROM.	EA	2
39		XBFZZ		QQ-A200-8	81348	TEE, ALUMINUM TYPE 6061T6, 1/8 IN. X 2 IN. X 3/4 IN. X 61 1/8 IN. LG REQUIRED FOR EACH TEE	EA	
39	7	XBFZZ		5-4-2155-4-79	81337	SEAL. BULB	EA	2
39	8	PAOZZ	5305-00-054-6652	M551957-28	96906	SCREW, MACHINE: CRES, PAN HD, NO.. 6-32 UNC, 3/8 IN. LG	EA	2
39	9	PAOZZ	5310-00-638-897	AN9606L	88044	WASHER, FLAT CRES, NO. 6	EA	2
39	10	XBFZZ		5-4-2161-4-77	81337	ROD, GROUNDING	EA	1
39	11	PAOZZ	5305-00-052-9802	MS24694C50	96906	SCREW. MACHINE: CRES, FLAT CSK 4D, NO..10-32 UNF, 27/32 IN. LG	EA	8
39	12	PAFZZ	5323-00-778-3352	BN360-1032-1	73197	NUT, BLIND: NO. 10-32 UNF	EA	8
39	13	PAFZZ	5323-00-932-1972	AD42H	07707	RIVET, BLIND : DOMED HD, 1/8 IN. DIA	EA	30
39	14	MFFZZ		5-4-2161-4-60	81337	ANGLE MANUFACTURE FROM.	EA	2
39		XBFZZ		QQ-A200-9	81348	SHEET. ALUMINUM: TYPE 6063T5, 1/16 IN. X 5/4 IN. X 3/4 IN. X 59 1/8 IN. LG REQUIRED FOR EACH ANGLE	EA	
39	15	MFFZZ		5-4-2161-4-56	81337	CLOSEOUT MANUFACTURE FROM'	EA	2
39		PFFZZ	9330-180-9642	LP-13	81348	STRIP PHENOLIC, 1/8 IN. X 2 IN. X 59 7/32 IN. LG REQUIRED FOR EACH CLOSEOUT	EA	
39	16	PAFZZ	5320-00-932-1972	AD42H	07707	RIVET, BLIND: DOMED HD, 1/8 IN. DIA	EA	8
39	17	XBFZZ		5-4-2161-4-93	81337	CONTAINER, HANDBOOK	EA	1
39	18	PAFZZ	5320-00-956-7355	AD64H	07707	RIVET, BLIND: DOMED 4D, 3/16 IN. DIA	EA	6
39	19	MFFZZ		5-4-2161-4-75	81337	DOUBLER MANUFACTURE FROM	EA	1
39				QQ-A250-11	81348	SHEET, ALUMINUM: TYPE 6061T6, 3/32 IN. X 2 1/4IN. X 5 IN. REQUIRED	EA	
39	20	XBFZZ		BN524-428-3-24	73197	NUT, BLIND: 1/4-28 UNF	EA	3
39	21	XBFZZ	5310-00-194-8023	A188150	03481	NUT, BLIND: NO. 10-32 UNF	EA	1
39	22	PAFZZ	5320-00-956-7355	AD64H	07707	RIVET, BLIND: DOMED HD. 3/16 IN. DIA	EA	16
39	23	PAFZZ	5320 00-274-8149	1604-0412	19738	RIVET, BLIND: FLAT CSK HD, 1/8 IN. DIA	EA	12
39	24	MFFZZ		5-4-2161-4-59	81337	EXTRUSION, TEE MANUFACTURE FROM'	EA	2
39		XBFZZ		QQ-A200-8	81348	TEE, ALUMINUM: TYPE 6061T6, 1/8 IN. X 2 IN. X 3/4 IN. X 25 5/16 IN. LG REQUIRED FOR EACH TEE	EA	
39	25	XBFZZ		5-4-2161-4-94	81337	SEAL	EA	2
39	26	PAFZZ	5320-00-932-1972	AD42H	07707	RIVET, BLIND: DOMED HD, 1/8 IN. DIA	EA	12
39	27	MFFZZ		5-4-2161-4-61	81337	ANGLE MANUFACTURE FROM:	EA	2
39		XBFZZ		QQ-A200-9	81348	SHEET, ALUMINUM: TYPE 6063T5, 1/16 IN. X 3/4 IN, X 3/4 IN. X 23 5/16 IN. LG REQUIRED FOR EACH ANGLE	EA	
39	28	MFFZZ		5-4-2161-4-57	81337	CLOSEOUT MANUFACTURE FROM:	EA	2
39		PFFZZ	933000-180-9642	LP513	81343	STRIP: PHENOLIC, 1/8 IN. X 2 IN. X 23 5/32 IN. LG REQUIRED FOR EACH CLOSEOUT	EA	
39	29	PBFZZ	5410-00-511-9728	5-4-2147-4-52	81337	PANEL ASSEMBLY	EA	1

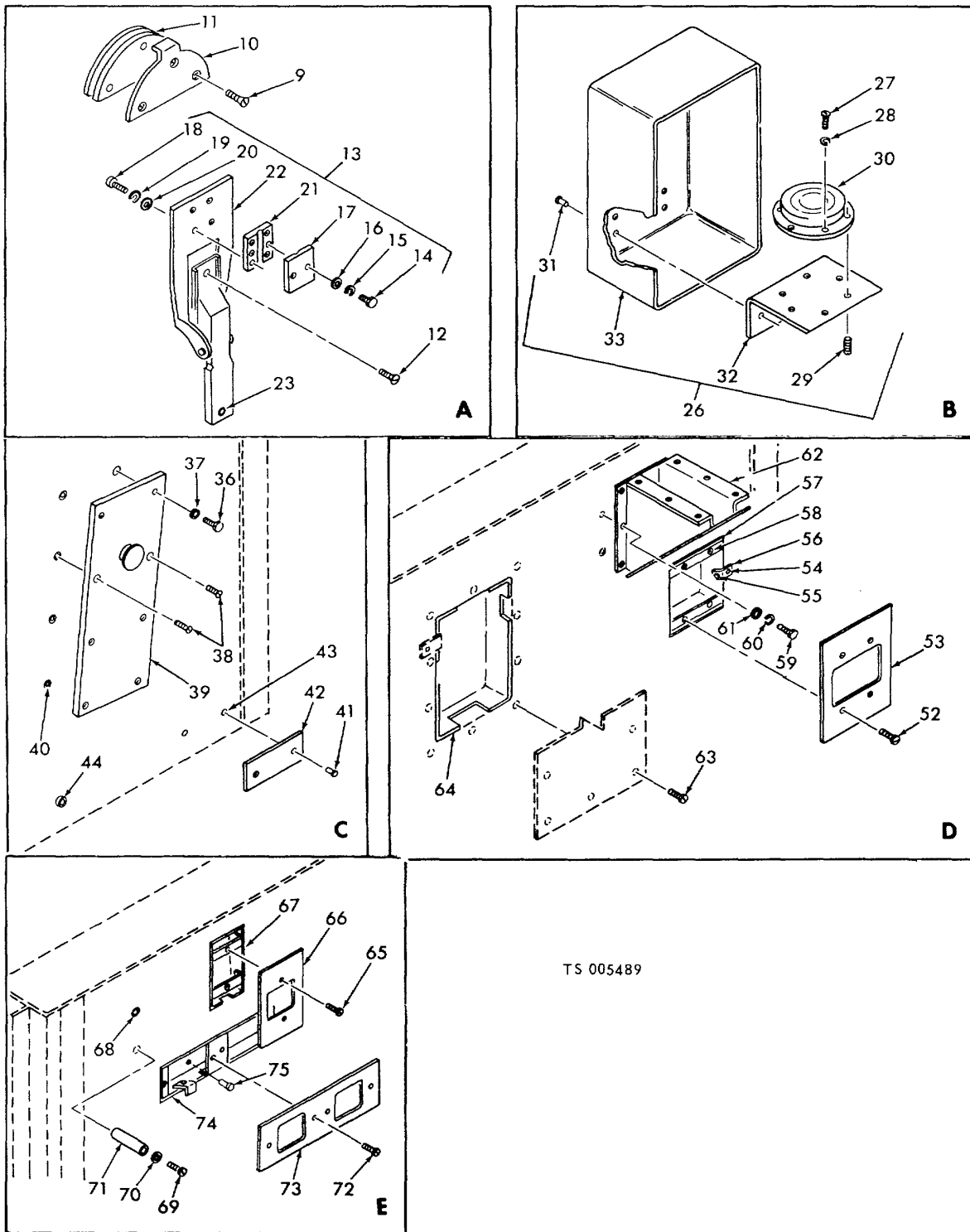


(1) ILLUSTRATION		(2)	(3)	(4)	(5)	(6)	(7)	(8)
(a) FIG NO.	(b) ITEM NO.	SMR CODE	NATIONAL STOCK NUMBER	PART NUMBER	FSCM	DESCRIPTION USABLE ON CODE	U/M	QTY INC IN UNIT
40	1	PAOZZ	5410-00-466-7452	5-4-2125-4-43	81337	CABLE ASSEMBLY, SUPPORT	EA	4
40	2	MFFZZ		5-4-2125-4-49	81337	LOCK WIRE	LB	V
40		PFFZZ	9505-00-293-4208	MS2099C32	96906	MANUFACTURE FROM:		
40	3	XAOZZ		5-4-2125-4-44	81337	LOCK WIRE: CRES 301-302, 0.032 IN. DIA REQUESTED		
40	4	PAOZZ	5340-00-067-9884	MS21251-8L	96906	HOOK	EA	1
40	5	XAFZZ		5-4-2125-4-46	81337	TURNBUCKLE	EA	1
40	6	XAFZZ				SLEEVE	EA	1
5-4-2125-4-45	7	81337	CABLE	EA	1			
40		PAFZZ	4030-00-580-6778	MS21260-7LH	96906	TERMINAL STUD	EA	1



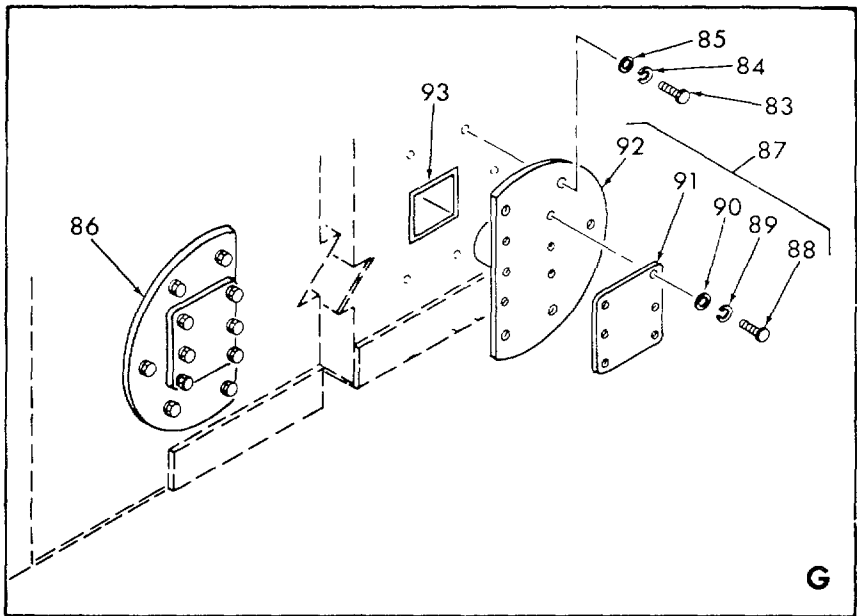
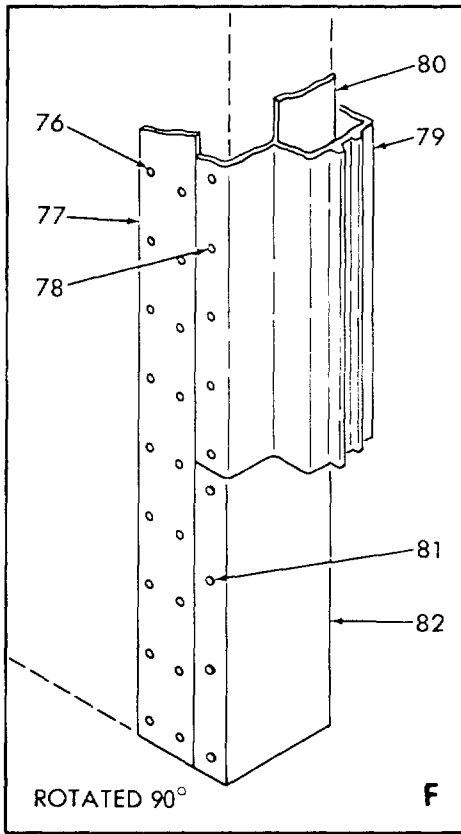
TS 005441

Figure 41. Water box fixed end panel assembly (Sheet 1 of 4).



TS 005489

Figure 41. Water box fixed end panel assembly (Sheet 2 of 4).



TS 005490

Figure 41. Water box fixed end panel assembly (Sheet 3 of 4).

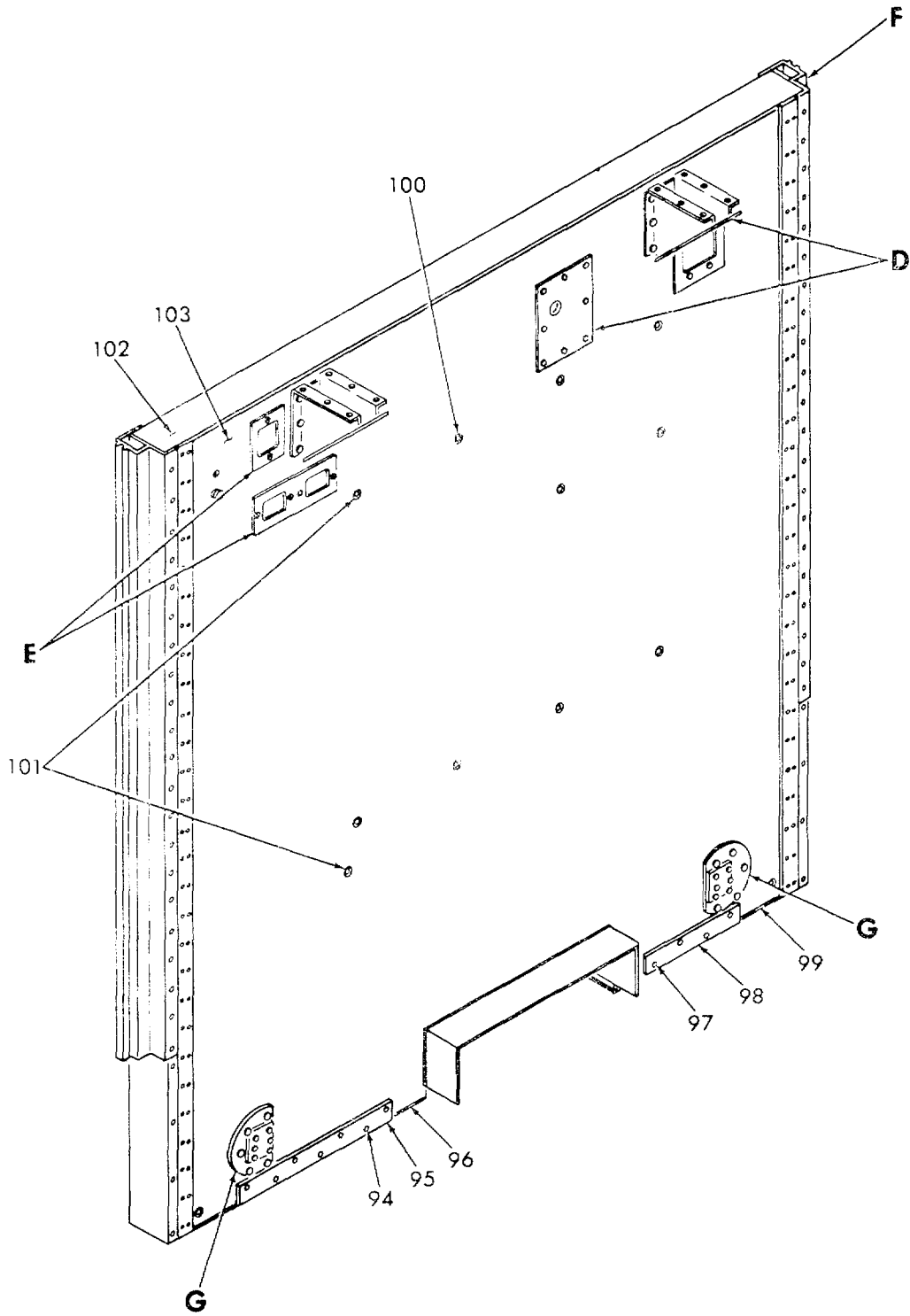
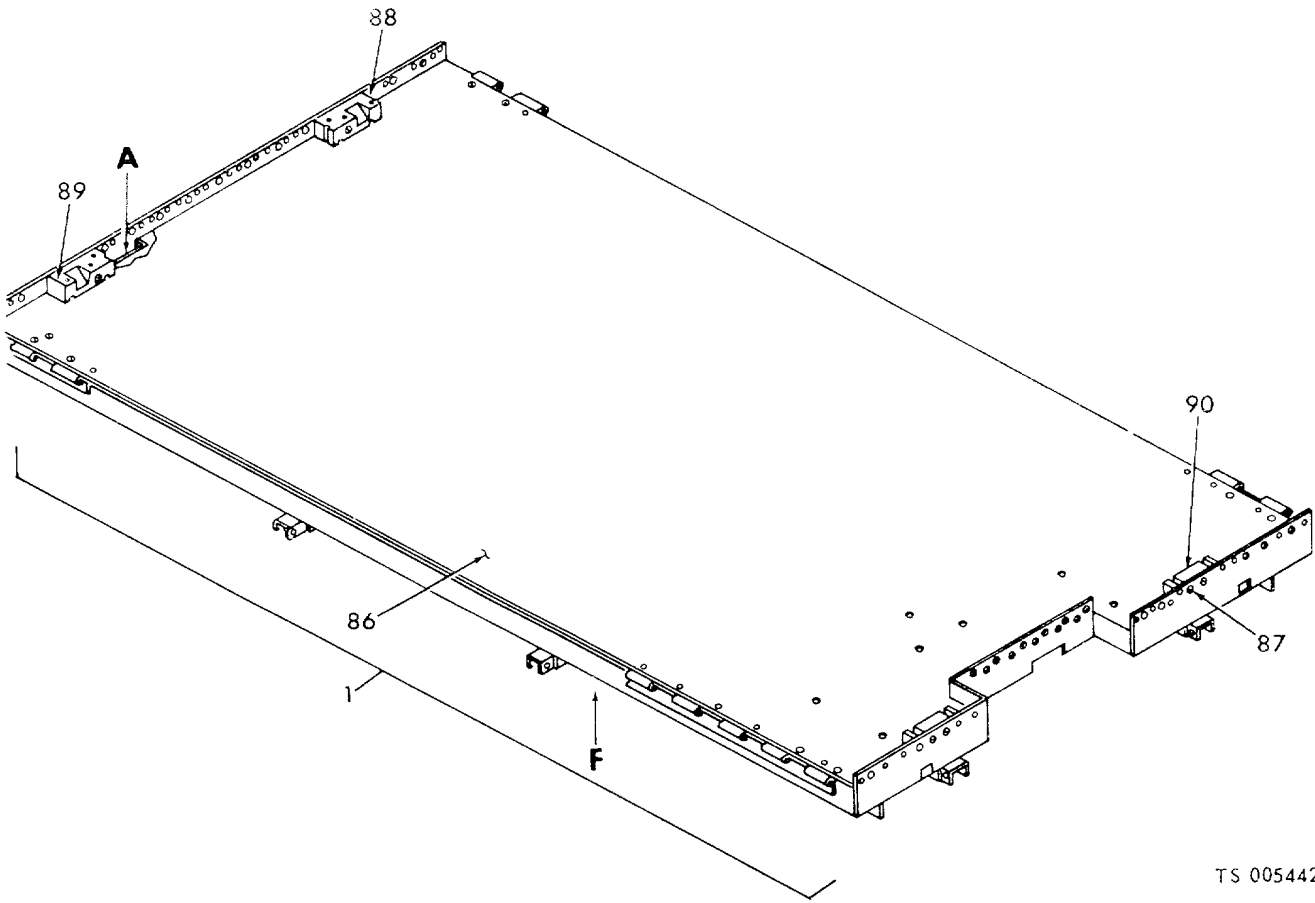


Figure 41. Water box fixed end panel assembly (Sheet 4 of 4).

(1) ILLUSTRATION		(2)	(3)	(4)	(5)	(6)	(7)	(8)
(a) FIG NO.	(b) ITEM NO.	SMR CODE	FEDERAL STOCK NUMBER	PART NUMBER	FSCM	DESCRIPTION USABLE ON CODE	U/M	QTY INC IN UNIT
41	1	XBFHH		5-4-2037-5	81337	PANEL ASSEMBLY, FIXED END, WATER BOX	EA	1
41	2	PAFZZ	5305-00-068-0506	MS90726-6	96906	SCREW, CAP. CD PLTD; HEX HD 1/4 28 UNF, 3/4 IN. LG	EA	8
41	3	PAFZZ	5310-00-582-5965	MS35338-44	96906	WASHER. LOCK CD PLTD, SPLIT, 1/4 ID	EA	8
41	4	PAFZZ	5820-00-990-5354	575709	19223	STEP	EA	4
41	5	PAFZZ	5320-00-882-8388	AD43H	07707	RIVET, BLIND: DOMED HD, 1/8 IN. DIA A	EA	22
41	5	PAFZZ	5320-00-882-8388	AD43H	07707	RIVET, BLIND DOMED HEAD, 1/8 IN. DIA B	EA	12
41	5A	PAFZZ	5320-00-143-6149	AK43H	07707	RIVET, BLIND FLAT CSK HD, 1/8 IN. DIA B	EA	6
41	6	XBFZZ		5-4-2066-4-106	81337	PLATE, DOUBLER	EA	2
41	7	XBOZZ		MS24R93S296	96906	SCREW, MACHINE: CD PLTD, FLAT CSK HD, 1/4-28 UNF, 3/4 IN. LG	EA	6
41	9	XBFZZ		5-4-2066-4-176	81337	PLATE, STRIKER	EA	2
41	9	PAOZZ	5305-00-957-7812	MS24693S276	96906	SCREW, MACHINE. DC PLTD, FLAT CSK HD, NO. 10-32 UNF, 1 IN. LG	EA	6
41	10	XBFZZ		5-4-2127-4-178	81337	CLIP, CAPSTAN	EA	2
41	11	XBFZZ		5-4-2127-4-131	81337	CAPSTAN	EA	2
41	12	PAOZZ	5305-00 957-7811	MS246935272	96906	SCREW, MACHINE. CD PLTD, FLAT CSK HD, NO. 10-32 UNF, 1/2 IN. LG	EA	8
41	13	PAFZZ	5410 00-513-9788	5-4-2126-4-95	81337	CABLE LATCH AND CLAMP ASSEMBLY	EA	2
41	14	PAOZZ	5305-00-068-.0504	MS90726-3	96906	SCREW, CAP: CD PLTD, HEX HD, 1/4-28 UNF, 1/2 IN. LG	EA	2
41	15	PAOZZ	5310 00-550-1130	MS35333-40	96906	WASHER, LOCK CD PLTD, INTL TOOTH, 1/4	EA	2
41	16	PAOZZ	5310-00-809-4058	MS27183-10	96906	WASHER, FLAT CD PLTD, .281 IN. ID	EA	2
41	17	XBFZZ		5-4-2126-4-26	81337	HALF CLAMP	EA	1
41	18	PAFZZ	5305-00-989-6265	MS535207-262	96906	SCREW, MACHINE: CD PLTD, PAN HD, NO. 10-32 UNF, 7/16 IN. LG	EA	4
41	19	PAOZZ	5310-00-576-5752	MS35333-39	96906	WASHER, LOCK CD PLTD, INTL TOOTH, NO. 10	EA	4
41	20	PAOZZ	5310-00-809-8546	MS27183-8	96906	WASHER, FLAT CD PLTD, NO. 10	EA	4
41	21	XBFZZ		5-4-2126-4-25	81337	HALF CLAMP	EA	4
41	22	XBFZZ		5-4-2126-4-21	81337	LATCH ASSEMBLY	EA	1
41	23	XBFZZ		5-4-2079-4-130	81337	INSERT NO, 10-32 UNF	EA	14
41	24	PAFZZ	532000-236-3929	1604-0615	19738	RIVET. BLIND: CSK HD, 3/16 IN. DIA	EA	8
41	25	PBFZZ	6605-00-872-2076	ZSP2-216	98376	LATCH	EA	2
41	26	XBFZZ		5-4-2077-5-73	81337	LEVEL BOX ASSEMBLY	EA	2
41	27	PAOZZ	5305-00-984-6191	MS35206-243	96906	SCREW, MACHINE CD PLTD, PAN HD, 8-32 UNC, 3/8 IN. LG	EA	3
41	28	PAOZZ	5310-00-045-3299	MS35338-42	96906	WASHER, LOCK: CD PLTD, SPLIT, NO. 8	EA	3
41	29	PAOZZ	5305-00-931-5312	MS18064-10	96906	SETSCREW: CD PLTD, HEX SOC HD, SELF-LOCKING, CUP POINT, NO. 4-40 UNC, 1/4 IN. LG	EA	3
41	30	PAFZZ	5410-01-028-8656	2-160A9	06315	LEVEL INDICATOR	EA	1
41	31	PAFZZ	5320-00-882-8386	AD44H	07707	RIVET, BLIND: DOMED HD, 1/8 IN. DIA	EA	4
41	32	XAFZZ		5-4-2077-4-123	81337	ANGLE	EA	1
41	33	XBFZZ		Z48-72-30	98376	BOX	EA	1
41	34	XBFZZ		5-4-2037-5-85	81337	SPACER	EA	2
41	35	PAFZZ	5320-00-956-7355	AD64H	07707	RIVET, BLIND: DOMED HD, 3/16 IN. DIA	EA	46
41	36	PAOZZ	5305-00-068-0506	MS90726-6	96906	SCREW, CAP: CD PLTD, HEX HD, 1/4-28 UNF, 3/4 IN. LG	EA	12
41	37	PAOZZ	5310-00-809-4058	MS27183-10	96906	WASHER, FLAT: CD PLTD, .281 IN. ID	EA	12
41	38	PAOZZ	5305-00-959-6643	MS24693S296	96906	SCREW, MACHINE: CD PLTD, FLAT CSK HD, 1/4-28 UNF, 3/4 IN. LG	EA	4
41	39	XBFZZ		5-4-1342-5-120	81337	BRACKET ASSEMBLY, TOW CABLE	EA	2
41	40	PAFZZ	5340-00-042-8682	BN528-428-1-24	73197	NUT, BLIND: 1/4-28 UNF	EA	30
41	41	PAFZZ	5320-00-274-8149	1604-0412	19738	RIVET, BLIND: CSK HD, 1/8 IN. DIA	EA	4

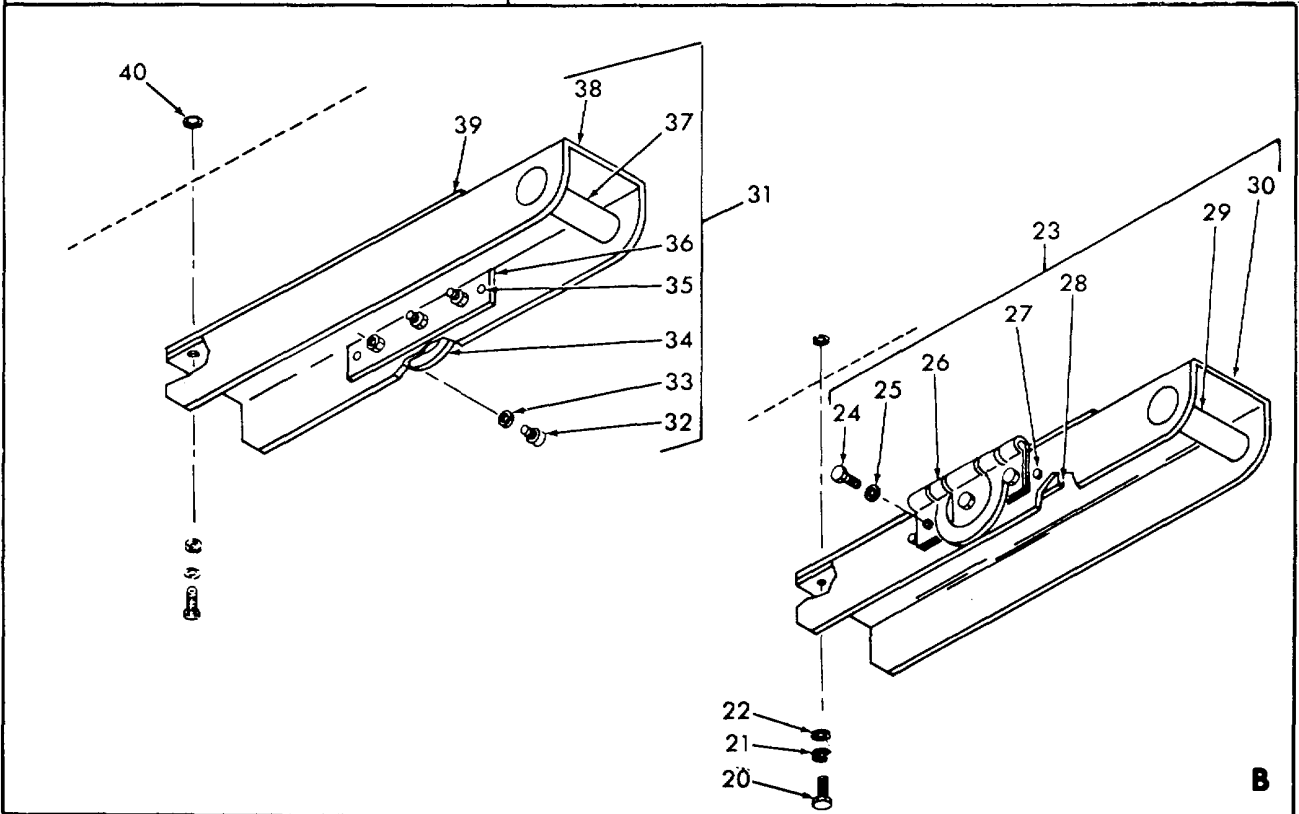
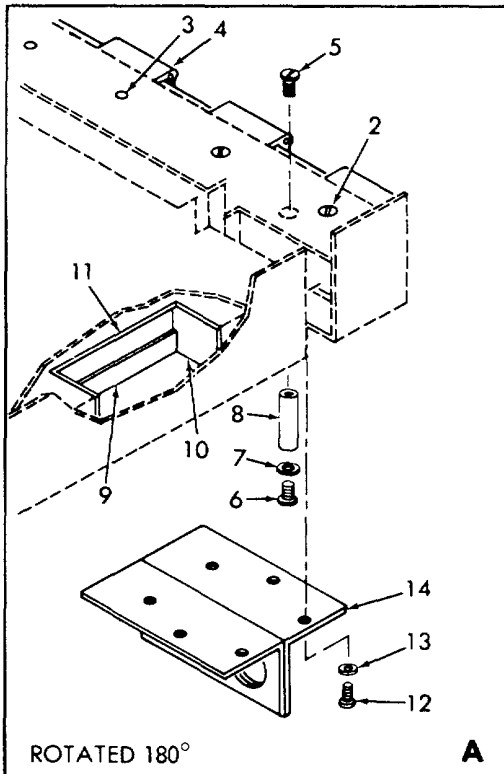
(1) ILLUSTRATION		(2)	(3)	(4)	(5)	(6)	(7)	(8)
(a) FIG NO.	(b) ITEM NO.	SMR CODE	FEDERAL STOCK NUMBER	PART NUMBER	FSCM	DESCRIPTION USABLE ON CODE	U/M	QTY INC IN UNIT
41	42	XBFZZ		5-4-2037-5-34	81337	SPACER	EA	2
41	43	PAFZZ	5410-00-466-7455	5-4-2079	81337	INSERT: 3/8-16 UNF	EA	4
				-4-129				
41	44	PAFZZ	5310-00-097-6388	A37B200	03481	NUT, BLIND: 3/8-16 UNC	EA	2
41	45	PAFZZ	5320-00-236-3929	1604-0615	19738	RIVET, BLIND: CSK HD, 3-16 IN. DIA	EA	37
41	46	XBFZZ		5-4-2157-5-14	81337	EXTRUSION	EA	1
41	47	XBFZZ		5-4-2157-5-15	81337	EXTRUSION	EA	1
41	48	XBFZZ		5-4-2157-5-16	81337	EXTRUSION	EA	1
41	49	PAFZZ	5320-00-274-8149	1604-0515	19738	RIVET, BLIND: CSK HD, 1/8 IN. DIA	EA	2
41	50	XBFZZ		5-4-2037-5-85	81337	PLATE, DOUBLER EA	EA	1
41	51	PAFZZ	5320-00-236-3929	1604-0515	19738	RIVET, BLIND: CSK HD, 3/16 IN. DIA	EA	8
41	52	PAOZZ	5305-00-054-6652	MS51957-28	96906	SCREW, MACHINE: CRES, RD HD, NO. 6-32 UNC, 3/8 IN. LG	EA	4
41	53	XBFZZ		5-4-2023-5-70	81337	PLATE, COVER	EA	1
41	54	PAFZZ	5320-00-274-8149	1604-0412	19738	RIVET, BLIND: CSK HD, 1/8 IN. DIA	EA	4
41	55	PAFZZ	5320-00-932-1972	AD42H	07707	RIVET, BLIND: DOMED HD, 1/8 IN. DIA	EA	4
41	56	PAFZZ	5973-01-018-1880	5-4-2037-5-62	81337	ANGLE, GROUNDING	EA	4
41	57	XBFZZ		5-4-2101-5-58	81337	BOX ASSEMBLY, CONDUIT	EA	1
41	58	PAFZZ	5310-00-188-7944	A6B160	03481	NUT, BLIND: NO. 6-32 UNC	EA	18
41	59	PAOZZ	5305-00-068-0506	MS90726-6	96906	SCREW, CAP: CD PLTD, HEX HD, 1/4-28 UNF, 3/4 IN. LG	EA	12
41	60	PAOZZ	5310-00-550-1130	MS3533-40	96906	WASHER, LOCK: CD PLTD, INTL TOOTH, 1/4	EA	12
41	61	PAOZZ	5310-00-809-4058	MS27183-10	96906	WASHER, FLAT: CD PLTD, .281 IN. JD	EA	12
41	62	XBFZZ		5-4-2129-4-50	81337	GUSSET	EA	2
41	63	PAOZZ	5305-00-054-6652	MS51957-28	96906	SCREW, MACHINE: CRES, RD HD, NO. 6-32 UNC, 3/8 IN. LG	EA	10
41	64	XBFZZ		5-4-2201-5-61	81337	BOX, CONDUIT	EA	1
41	65	PAOZZ	5305-00-054-6652	MS51957-28	96906	SCREW, MACHINE: CRES, RD HD, NO. 6-32 UNC, 3/8 IN. LG	EA	2
41	66	XBFZZ		5-4-2023-5-69	81337	PLATE, COVER	EA	1
41	67	XBFZZ		5-4-2101-8-10	81337	BOX ASSEMBLY, CONDUIT	EA	1
41	68	PAFZZ	5310-00-194-8023	A10B130	03481	NUT, BLIND: NO. 10-32 UNF	EA	2
41	6	PAOZZ	5305-00-054-6652	MS51957-28	96906	SCREW, MACHINE: CRES, RD HD, NO. 6-32 UNC, 3/8 IN. LG	EA	2
41	70	PAOZZ	5310-00-638-9857	AN950C5L	38044	WASHER, FLAT: CRES, NO. 6	EA	2
41	71	XBFZZ		5-4-2037-5-63	81337	ROD, GROUNDING	EA	1
41	72	PAOZZ	5305-00-054-6652	MS51957-28	96906	SCREW, MACHINE: CRES, RD HD, NO. 6-32 UNC, 3/8 IN. LG	EA	4
41	73	PAOZZ		5-4-2023-3-31	81337	PLATE, COVER	EA	1
41	74	XBFZZ		5-4-2100-3-18	81337	BOX ASSEMBLY, CONDUIT	EA	1
41	75	PAFZZ	5320-00-274-8149	1604-0412	19738	RIVET, BLIND: CSK HD, 1/8 IN. DIA	EA	6
41	76	PAFZZ	5320-00-274-8149	1604-0412	19738	RIVET, BLIND: CSK HD, 1/8 IN. DIA	EA	120
41	77	MFFZZ		5-4-2051-4-27	81337	STRIP, THERMAL MANUFACTURE FROM:	EA	2
41		PFFZZ	9330-00-180-9642	LP513	81348	STRIP: PHENOLIC, 1/8 IN. X 1-5/16 IN. X 86-23/32 IN. LONG REQUIRED FOR EACH STRIP	EA	
41	78	PAFZZ	5320-00-236-3929	1604-0515	19738	RIVET, BLIND: CSK HD, 1/8 IN. DIA	EA	92
41	79	MFFZZ		5-4-2051-4-37	81337	EXTRUSION MANUFACTURE FROM:	EA	2
41		XBHZZ		QQ-A200-9	81348	EXTRUSION: ALUMINUM, TYPE 6063T6 67-21/32 IN. LG REQUIRED FOR EACH EXTRUSION	EA	
41	80	MFFZZ		5-4-2050-4-21	81337	CLOSEOUT MANUFACTURE FROM:	EA	2
41		PFFZZ	9330-00-180-9642	LP513	81348	STRIP: PHENOLIC, 1/8 IN. X 1-3/32 IN. X 67-21/32 IN. LONG REQUIRED FOR EACH CLOSEOUT	EA	
41	81	PAFZZ	5320-00-956-7355	AD64H	07707	RIVET, BLIND: DOMED HD, 3/16 IN. DIA	EA	8

(1) ILLUSTRATION		(2)	(3)	(4)	(5)	(6)	(7)	(8)
(a) FIG NO.	(b) ITEM NO.	SMR CODE	NATIONAL STOCK NUMBER	PART NUMBER	FSCM	DESCRIPTION USABLE ON CODE	U/M	QTY INC IN UNIT
41	82	XBFZZ		5---2191-4-179	81337	EXTRUSION, CHANNEL	EA	2
41	83	PAOZZ	5305-00-068-0506	MS90726-5	95906	SCREW, GAP: CD PW5D HEX -5, 1/4-28 UNF, 3/4IN. LB	EA	10
41	84	PAOZZ	5340-00-550-1130	MS35333-40	96906	WASHER, LOCK: CD PLTD, INTL TDGT-, 174	EA	10
41	85	PAOZZ	5310-00-809-4058	MS27183-10	96906	WASHER, FLAT: CD PLTD, 1281 IN.ID	EA	10
41	86	PBFFF	5410-00-513-9789	5-4-2128-4-104	81337	TIE DOWN ASSEMBLY: LM (COMPONENTS SAME AS TIE DOWN H/N-5-4-2198-170 (81337))	EA	1
41	87	XBFZZ		5-4-2128-4-170	81337	TIE DOWN ASSEMBLY: RH	EA	1
41	88	PAOZZ	5305-00-068-0504	MS86726-3	95905	SCREW, CAP: CD PLTO, HEX HD, 1/4-23 JNF, 1/2 IN. G	EA	6
41	89	PAOZZ	5440-00-551-1236	MS33333-4C	95905	WASHER, LOCK: CD PLEG, INTL TOOTH, 1/4	EA	6
41	90	PAOZZ	5310-00-167-0343	AN860-416L	88044	WASHER, FLAT, 1/4	EA	6
41	91	PAFZZ	1670-00-885-0885	SP2158-3	96903	FITTING, FLOOR	EA	1
41	92	PAOZZ	5410-01-033-1272	5-4-2128-5-31	81337	PLATE, TIE DOWN	EA	1
41	93	XBFZZ		Z24-30-24	98376	BOX	EA	2
41	94	PAFZZ	5320-00-956-7355	AD64H	07707	RIVET, BLIND: DOMED HD, 3-16 IN. DIA	EA	14
41	95	MFZZZ		5-4-2038-5-18	81337	BRACKET	EA	1
41		XBFZZ		QQ-A250-11	81348	MANUFACTURE FROM: ANGLE: ALUMINUM TYPE 606116, 3/16 IN. X 2 IN. S 2 1/2 IN. X 20 IN. LG REQUIRED	EA	
41	96	MFFZZ		5-4-2037-5-10	81337	CLOSEOUT	EA	1
41		PFFZZ	9330-00-180-9642	LP513	81348	MANUFACTURE FROM: STRIP: PHENDLIC, 1/8 IN. X 32 11/32 NWG REQUIRED	EA	
41	97	PAFZZ	5320-00-956-7355	AD64H	07707	RIVET, BLIND: DOMED HD, 3/16 IN. DIA	EA	8
41	98	MFFZZ		5-4-2038-5-17	81337	BRACKET	EA	1
41		XBFZZ		QQ-A250-11	81337	MANUFACTURE FROM: ANGLE: ALUMINUM, TYPE 6061T5, 3/16IN. X 2IN. X 2 1/2 IN. X 12 IN. LG REQUIRED	EA	
41	99	MFFZZ		5-4-2037-5-9	81337	CLOSEOUT	EA	1
41		PFFZZ	9330-00-180-9642	LP513	81337	MANUFACTURE FROM: STRIP: PHENOLIC, 1/8 IN. X 2 IN. X 24 13/16 IN. LG REQUIRED	EA	
41	100	PAFZZ	5340-00-042-8682	BN528-428-1-247	3197	NUT, BLIND: 1/4-28 JNF	EA	28
41	101	PAFZZ	5310-00-957-6533	A10B116	03481	NUT, BLIND: NO. 10-32 UNF	EA	2
41	102	MFFZZ		5-4-2037-5-11	81337	CLOSEOUT	EA	1
41		PFFZZ	9330-00-180-9642	LP513	81348	MANUFACTURE FROM: STRIP: PHENOLIC, 1/8 IN X 2 IN. X 83 9/32 IN. LG REQUIRED	EA	
41	103	XBHHH		5-4-2124-5-1	81337	PANEL ASSEMBLY	EA	1



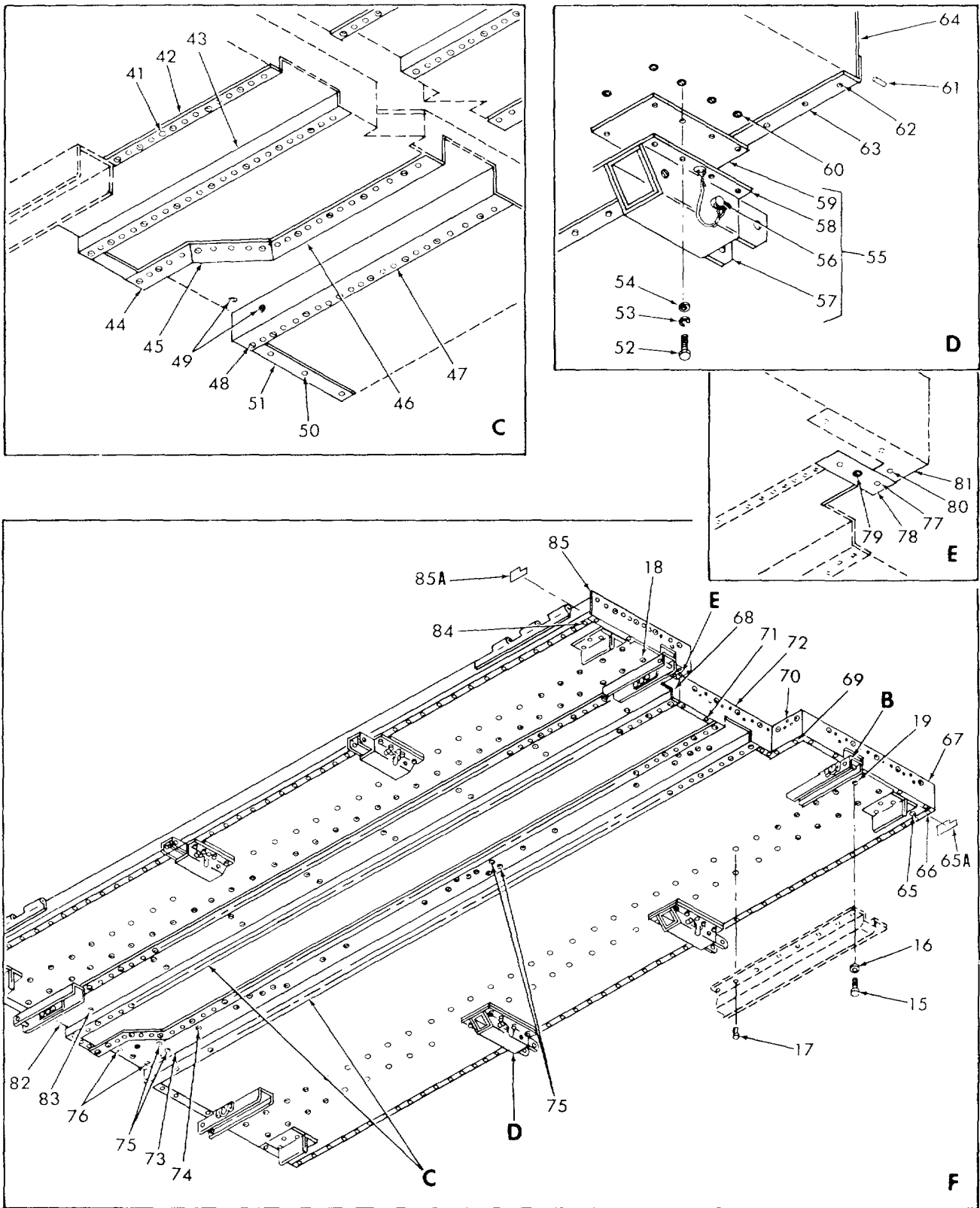
TS 005442

Figure 42. Fixed floor assembly (Sheet 1 of 3).



TS 005492

Figure 42. Fixed floor assembly (Sheet 2 of 3).



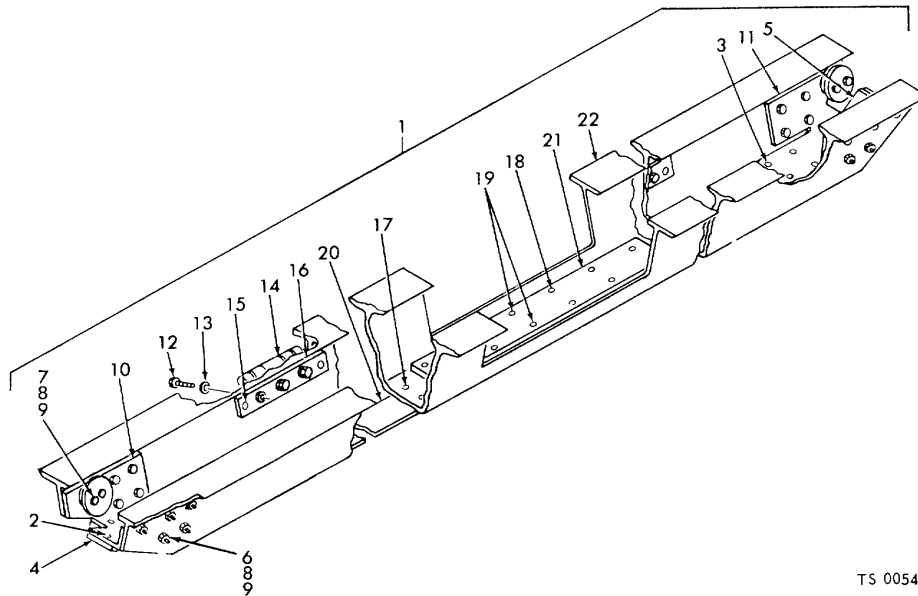
TS 005493

Figure 42. Fixed floor assembly (Sheet 3 of 3).

(1) ILLUSTRATION		(2)	(3)	(5)	(4)	(6)	(7)	(8)
(a) FIG NO.	(b) ITEM NO.	SMR CODE	NATIONAL STOCK NUMBER	PART NUMBER	FSCM	DESCRIPTION <i>USABLE ON CODE</i>	U/M	QTY INC IN UNIT
42	1	XBHHH		5-4-2041-2	81337	FLOOR ASSEMBLY, FIXED	EA	1
42	2	PAFZZ	5305-01-022-1930	5-4-2079-2-66	81337	SCREW, MACHINE FLAT CSK HD 5/16 18 UNC, 1IN LG	EA	54
42	3	PAFZZ	5320-00-236-3929	1604-0615	197:38	RIVET, BLIND: CSK HD, 31/16 IN. DIA	EA	158
42	4	XBFZZ	5-4-2113-2-54	81337		HINGE, HALF	EA	2
42	5	PAOZZ	5305-00-958-2918	MS24693C26	96906	SCREW, MACHINE- CRES, FLAT CSK HD., NO 6-32 UNC, 3/8 IN. LG	EA	1
42	6	PAOZZ	5305-00-9054-6652	MS51957-28	96906	SCREW, MACHINE: CRES. RD HD, NO. 6-32 UNC, 3/8 IN LG	EA	1
42	7	PAOZZ	5310-00-638-9857	AN960C61L	88044	WASHER, FLAT CRES, NO. 6	EA	1
42	8	XBFZZ		5-4-2041-2-57	81337	ROD. GROUNDING	EA	1
42	9	MFFZZ		5-4-2041-2-52	81337	GUARD	EA	1
42		PCFZZ	9320-00-143-8660	ZZR765	81348	MANUFACTURE FROM. SHEET: RUBBER, SILICONE, COLOR OD, CLASS DIA, 50 SHORE, 1/16 IN. X 2 IN. X 6 1/2 IN LG REQUIRED		
42	10	MFHZZ		5-4-2041-2-50	81337	CLOSE OUT MANUFACTURE FROM'	EA	2
42		PFHZZ	9330-00-180-9642	LP513	81348	STRIP: PHENOLIC, IN. X 1 7/8 IN. L.G REQUIRED FOR EACH CLOSE OUT		
42	11	MFHZZ		5-4-2041-2-51	81337	CLOSE OUT MANUFACTURE FROM:	EA	1
42		PFHZZ	9330-00-180-9642	LP513	81348	STRIP: PHENOLIC, 1/8 IN. X 1 7/8 IN. X 6 3/4 IN. LG REQUIRED		
42	12	PAOZZ	5305-00-068-0506	MS90726-6	96906	SCREW, CAP-CD PLTD, HEX HD, 1/4-28 UNF, 3/1 IN. LG	EA	24
42	13	PAOZZ	5310-00-141-1795	AN960-416	88044	WASHER, FLAT: 1/4	EA	24
42	14	PAFZZ	5340-00-504-7305	5-4-2146-2-33	81337	BRACKET, TOWING AND HOISTING	EA	4
42	15	PAOZZ	5306-00-225-9089	MS90726-34	96906	SCREW. CAP: CD PLTD, HEX HD, 5/16-24 UNF., 1 IN. LG	EA	36
42	16	PAOZZ	5310-00-081-4219	MS27183-12	96906	WASHER, FLAT. CD PLTD, 343 IN. ID	EA	36
42	17	PAFZZ	5320-00-956-7355	AD64H	077(7)	RIVET, BLIND- DOMED HD, 3/16 I N DIA	EA	51
42	18	PAFZZ	5310-00-709-6437	A37B211	03481	NUT, BLIND 3/8 16 UNC, 1 3/8 IN	EA	31
42	19	PAFZZ	5340-00-042-8682	BN528-524-1-24	73197	NUT, BLIND: 5/16 24 UNF, 1 1/2 IN. LG	EA	36
12	20	PAOZZ	5306-00-225-9088	MS90726-33	96906	SCREW, CAP CD PLTD, HEX HD, 5/16-241 UNF, 7/8 IN. LG	EA	24
42	21	PAOZZ	5310-00-167-0721	MS35333-41	96906	WASHER, LOCK CD PLTD, INTI. TOOTH, 5/16 IN. ID	EA	24
12	22	PAOZZ	5310-00-081-4219	MS27183-12	96906	WASHER, FLAT: CD PLTD, 344 IN ID	EA	24
12	23	PAFZZ	5410-01-006-1557	5-4-1339-2-125	81337	BRACKET ASSEMBLY, MOBILIZER	EA	2
42	24	PAOZZ	5305-01267-8971	MS90726-S	96906	SCREW, CAP CD PLTD, HEX HD 11-1-28 UNF, 1 IN. LG.	EA	:1
42	25	PAOZZ	5310-00-194-0637	1MS9320-10	96906	WASHER, FLAT- CD) PLTD, 1/4 IN. ID	EA	3
42	26	PAFZZ	5410-00-299-1182	SP2804-2	96603	RING, TIE-DOWN	EA	1
12	27	PAFZZ	5320-00-882-8385	AD66H	07707	RIVET. BLIND: DOMED 3/16 IN. DIA	EA	3
42	28	PBFZZ	5325-01-027-2329	5-4-1339-18-43	81337	NUT PLATE ASSEMBLY	EA	1
42	29	XAFZZ		5-4-1339-18-42	81337	PIN	EA	1
42	30	XAFZZ		5-4-1339-18-41	81337	CHANNEL	EA	1
42	31	PAFZZ	5410-00-537-8834	5-4-1339-2-135	81337	BRACKET ASSEMBLY, -MOBILIZER	EA	2
42	32	PAOZZ	5305-00-267-8974	MS90726-8	96906	SCREW, (CAP: CD PLTD, HEX HD, 1/4-28 UNF, I IN. L.G	EA	3
42	33	PAOZZ	5310-00-194-0637	MS9320-10	96906	WASHER, FLAT: CD PLTD, 114 IN. ID	EA	3
42	34	PAFZZ	5410-00-299-1182	SP2804-2	96603	RING, TIE-DOWN	EA	1
42	35	PAFZZ	5320-00-882-8385	AD66H	07707	RIVET, BLIND. DOMED HD, 3/16 IN. DIA	EA	3
42	36	PBFZZ	5325-01-027-2329	5-4-1339-18-43	81337	NUT PLATE ASSEMBLY	EA	1
42	37	XAFZZ	5-4-1339-18-42		81337	PIN	EA	
42	38	XAFZZ	5-4-1339-18-41		81337	CHANNEL,	EA	1
42	39	XBHZZ	5-4-2044-2-130		81337	PLATE, DOUBLIER	EA	4
42	40	PAFZZ	5340-00-503-0565	5-4-2079-2-65	81337	INSERT: 5/16-24 UNF	EA	24

(1) ILLUSTRATION		(2)	(3)	(4)	(5)	(6)	(7)	(8)
(a) FIG NO.	(b) ITEM NO.	SMR CODE	FEDERAL STOCK NUMBER	PART NUMBER	FSCM	DESCRIPTION	USABLE ON	QTY INC IN CODE
U/M	UNIT							
42	42	PAFZZ	5428274982	1601-0412	19738	RIVET, BLIND:DSKH,1/2 IN. DIA	EA	
42	42	MFFZZ		S-14-2041-2	81337	ANGLE		
42		XBZZ		QQ-A200-9	81348	MANUFACTURE FROM: ANGLE: ALUMINUM TYPE 506 T,1/8 IN. 1/14 IN. X 1/14 IN. X137 IN. LG REQUIRED	EA	
42	43	MFFZZ		5-4-7041-2-47	81377	ANGLE		
42		XBFFZ		QQ-A200-9	81348	ANGLE: ALUMINUM, TYPE 606375, 1/8 IN. X 1/14 IN. X	EA	1
42	44	MFFZZ		5-4-2041-2-45	81337	ANGLE		
42		XBFFZ		QQ-A200-9	81348	MANUFACTURE ANGLE : ALUMINIM, TYPE 606375., 1/8 IN. X 2 IN. X 2LB. X 7 11/6 IN. LG REQUIRED	EA	1
42	45	MFFZZ		5-4-2041-2-45	81337	ANGLE		
42		XBZZ		QQ-A200-9	81348	MANUFACTURE FROM: ANGLE: ALUMINUM, TYPE 6063TS, 1/8 IN. X 2 IN. X IN. X 7 335/64 IN. LG REQUIRED	EA	
42	46	MFFZZ		5-4-2041-2-44	81337	ANGLE		
42		XBZZ	QQ-A200-9	81348	MANUFACTURE FROM: ANGLE: ALUMINUM, TYPE 6063TS, 1/8 IN. 2 IN. X 2 IN. X	EA		
42	47	MFFZZ	5-42041-2-43	81337	ANGLE			
42		XBZZ	QQ-A200-9	81348	MANUFACTURE ANGLE: ALUMINUM, TYPE 606375, 1/8 IN. X 2 IN. X 137 IN. LG REQUIRED	EA		
42	48	PAFZZ	5310-00-709-6437	A37B211	03481	NUT, BLIND: 3/8-16 UNO, 1 3/8 IN. LG	EA	34
42	49	PAFZZ	5310-00-052-6508	A10B166	03481	NUT, BLIND: CSK HD, NO. 10-32 UNF		
42	50	PAFZZ	5320-00-956-7355	AD641	07707	RIVET, BLIND: DOMED NO., 3/16 IN. DIA	EA	13
42	51	XBFFZ		5-42041-2-41	81337	EXTRUSION	EA	1
42	52	PAOZZ	5305-00-267-8974	MS90726-8	96906	SCREW CAP: CD PLTC, HEX HD. 1/4-28 UNF, 1 IN. LG	EA	32
42	53	PAOZZ	5340-000-550-1480	MS35111-40	96906	WASHERM LOCK: CD PLTD, INTL TOOTH, 1/4 IN. ID	EA	32
42	54	PAOZZ	5310-00-809-4058	MS27183-10	96906	WASHER, FLAT: CDPLTD, .343 IN. ID	EA	32
42	55	PBFZZ	5410-00-466-74569	5-4-21245-2-9	81337	TRANSPORTER ASSEMBLY: SIDE	EA	4
42	56	PAFZZ	5140-01-023-0847	5060398R35L10	84236	PIN, DETENT	EA	1
42	57	XBFFZ		5-4-2145-2-13	81337	SLIDE ASSEMBLY	EA	1
42	58	XBFFZ		5-4-2145-2-10	81337	HOUSING ASSEMBLY	EA	1
42	59	XBFFZ		5-4-2044-2-58	81337	SPACER	EA	4
42	60	PAFZZ	5340-00-042-8682	BN528-428-1-24	73197	NUT, BLIND: 1/4-28 UNF, 1 1/2 IN LG	EA	56
42	61	PAFZZ	5320-00-882-8386	AD44H	07707	RIVET, BLIND: DOMED KD, 1/8 IN. DIA	EA	96
42	62	PAFZZ	5320-00-882-8388	AD43H	07707	RIVET, BLIND: DOMED HD, 1/8 IN. DIA	EA	96
42	63	MFFZZ		5-4-2044-2-42	81337	ANGLE	EA	2
42						MANUFACTURE	EA	2
42		XBZZ		QQ-A200-9	81348	ANGLE: ALUMINUM, TYPE 60635, 1/8 IN. X 3/4 IN. X 3/4	EA	
42	64	XBFF		5-4-2041-2-35	81337	CLOSEOUT	EA	2
42		PFHZZ	9330-00-180-9642	UP513	81348	MANUFACTURE FROM: STRIP: PHENOLIC 1/8 IN. X 145 3/4 IN. LG REQUIRED CLOSEOUT	EA	
42	65	PAFZZ	5310-00-811-0966	A10B30	03481	NUT, BLIND: NO. 10-32 UNF, 17/32 IN. LG	EA	2
42	65A	PAFZZ		5-4-2155-2-174	81337	SEAL, EXTRUDED	B EA	2
42	66	PAFZZ	5320-00-956-7355	AD644	07707	RIVET, BLIND: DOMED HD, 3/16 IN. DIA	EA	4
42	67	XBFFZ		5-42044-2-40	81337	EXTRUSION	EA	1

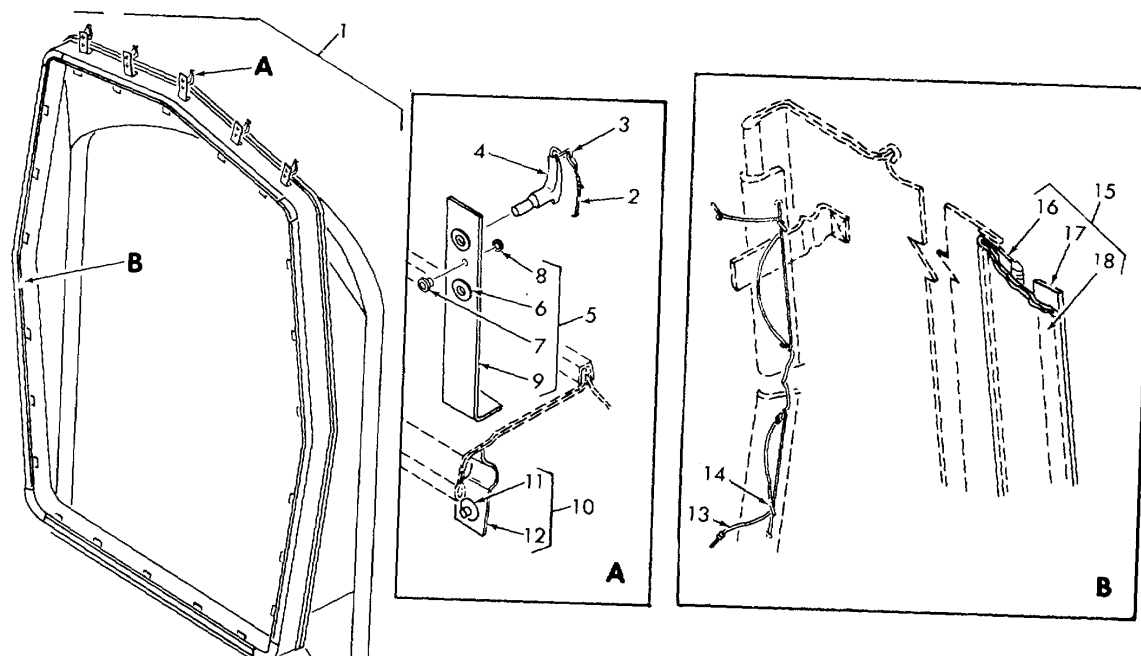
(1) ILLUSTRATION		(2)	(3)	(4)	(5)	(6)	(7)	(8)
(a) FIG NO.	(b) ITEM NO.	SMR CODE	NATIONAL STOCK NUMBER	PART NUMBER	FSCM	DESCRIPTION USABLE ON CODE	U/M	QTY INC IN UNIT
42	68	MFZZ		5-4-2041-2-53	81337	GUARD MANUFACTURES FROM	EA	2
42		PCFZZ	5320-00-236-3929	1604-0615	81348	SHEET: RUBBER, SILICONE, COLOR OD, CLASS 11A, 50 SHORE, 1/16 IN. X 2 IN. LG REQUIRED FOR EACH GUARD	EA	
42	69	PAFZZ	5320-00-236-3929	1604-0615	19738	RIVET, BLIND CS< HD, ,3/16 IN. DIA	EA	3
42	70	XBFZZ		5-4-2044-2-36	81337	EXTRUSION	EA	1
42	71	PAFZZ	5320-00-236-3929	16604-0615	19738	RIVET, BLIND - CSK HD, 3/16 IN. DIA	EA	4
42	72	CBFZZ		5-4-2044-2-33	81337	EXTRUSION.	EA	1
42	73	XBFZZ		5-4-2143-2-56	81337	BASE, CONDUIT, PLUMBING	EA	1
42	74	PAFZZ	5310-00-194-8023	A10B130	08431	NUT, BLIND: NO. 10-32 UNF, 19/32 IN.LG	EA	24
42	75	PAFZZ /	5310-00-949-9123	II03481	03481	NUT, BLIND: NO. 6-32 UNC, 1/2 IN.LG	EA	4
42	76	PAFZZ	5310-00052-6508	A1,,f166	03481	NUT, BLIND. CSK HD, No. 10-32 UNF	EA	3
42	77	PAFZZ	5320-00-274-8149	1604-0412	19738	RIVET, BLIND. CSK SD, 1/8 IN. DI,	EA	2
42	78	MFFZZ		5-4-2041-2-49	81337	ANGLE MANUFACTURE FROM'	EA	1
42	79	XBFZZ	53100-00-709-6437	A37B211	03481	NUT, BLIND: 3/8 16 UNC, 1 3/8 IN.LG	EA	1
42	80	PAFZZ	5320-00-236-3929,- 1604-0615	1973',	1973',	RIVET, BLIND BCSK D 3/16 II DIA	EA	16
42	81	PAFZZ		5-4-2044-2-37	81337	EXTRUSION	EA	1
42	82	XBFZZ		5-4-2155-2-55	81337	BASE, CONDUIT, ELECTRICAL	EA	1
42	83	PAFZZ	5310-73-194-8023	A10B130	03481	NUT, BLIND: NO. 10-32 UNF, 19/32 IN.LG	EA	26
42	84	PAFZZ	5320-00-936-7155	AD64H	07707	RIVET, BLIND: DOMED HD, 3/16 IN. DIA	EA	4
42	85	XBFZZ		5-4-2044-2-33	81337	EXTRUSION	EA	1
42	85A	PAFZZ		5-4-2155-2-175	81337	SEAL, EXTRUDED	EA	2
42	86	XBFHH		5-4-2121-2-32	81,37	PANEL ASSEMBLY	EA	1
42	87	PAFZZ	5320-00-956-7355	MS2193A271	96966	SCREW, MACHINE: ALUMINUM, FLAT CSK HD, NO. 10-32 UNF, 7/16 IN. LG	EA	14
42	88	XBFZZ		630187	05699	BLOCK, PHEROLIC	EA	1
42	89	XBFZZ		600188	05699	BLOCK, PHENOLIC	EA	1
42	30	XBFZZ		600200	05699	CLOCK, OSENLIC	EA	2



TS 005443

(1) ILLUSTRATION		(2)	(3)	(4)	(5)	(6)	(7)	(8)
(a) FIG NO.	(b) ITEM NO.	SMR CODE	NATIONAL STOCK NUMBER	PART NUMBER	FSCM	DESCRIPTION USABLE ON CODE	U/M	QTY INC IN UNIT
431	XBFZZ		5-4-1340-2-94	81337		SKID ASSEMBLY	EA	2
432	XBFZZ		MS204027-6C10	96906		RIVET, SOLID: CD PLTD, CSK HD 3/16 IN. DIA 5/8 IN. LG	EA	8
433	PAFZZ	5320-01-014-5546	MS20427-6C13	81337	96906	RIVET, SOLID: CD PLTD, CSK HD 3/16 IN. DIA 13/16 IN. LG	EA	8
434	XBFZZ		5-4-1341-18-23	81337		STRIP, RUB: LEFT EA	1	
435	XBFZZ		5-4-1341-18-24	81337		STRIP, RUB: RIGHT EA	1	
436	PAFZZ	5306-00-582-9161	NAS1103-7		80205	BOLT, SHEAR: CD PLTD, HEX HD, NO. 10-32 UNF, 29/32 IN LG	EA	18
437	PAFZZ	5306-00-818-2956	NAS1103-17		80205	BOLT, SHEAR: CD PLTD, HEX HD, NO. 10-32 UNF, 1-13/32 IN LG	EA	4
438	PAOZZ	5310-00-167-0818	AN960-10		88044	WASHER, FLAT: CD PLTD, NO. 10	EA	22
439	PAFZZ	5310-00-877-5797	MS21044N3		96906	NUT, SELF-LOCKING, CD PLTD, NO. 10-32 UNF	EA	22
4310	XBFZZ		5-4-1341-18-11	81337		CLOSEOUT ASSEMBLY: RIGHT	EA	1
4311	XBFZZ		5-4-1341-18-15	81337		CLOSEOUT ASSEMBLY: LEFT	EA	1
4312	PAOZZ	5305-00-267-8974	MS90726-8		96906	SCREW, CAP: CD PLTD, HEX HD, 1/4-28 UNF, 1 IN. LG	EA	6
4313	PAOZZ	5310-00-194-0637	MS9320-10		96906	WASHER, FLAT: CD PLTD, 1/4 IN. ID	EA	6
4314	PFFZZ	5410-00-299-1182	SP2804-2		96603	RING, TIE-DOWN	EA	2
4315	PAFZZ	5320-00-882-8385	AD66H		07707	RIVET, BLIND: DOMED HD, 3/16 IN. DIA	EA	4
4316	PBFZZ	5310-00-485-4756	5-4-1340-18-19		81337	NUTPLATE ASSEMBLY	EA	2
4317	XBFZZ		MS20427AD6C10	96906		RIVET, SOLID: CD PLTD, CSK HD, 3/16 IN. DIA, 5/8 IN. LG	EA	16
4318	PAFZZ	5320-00-234-2587	MS20427AD6C16		96906	RIVET, SOLID: CD PLTD, CSK HD, 3/16 IN. DIA, 1 IN. LG	EA	24
4319	PAFZZ	5320-00-209-3936	MS20427-6C14		96906	RIVET, SOLID: CD PLTD, CSK HD, 3/16 IN. DIA, 7/8 IN. LG	EA	4
4320	XBFZZ		5-4-1341-18-25	81337		STRIP, RUB, CENTER	EA	1
4321	XBFZZ		5-4-1341-18-26	81337		PLATE, REINFORCEING	EA	2
4322	PBFZZ		5-4-1341-18-22	81337		EXTRUSION	EA	1

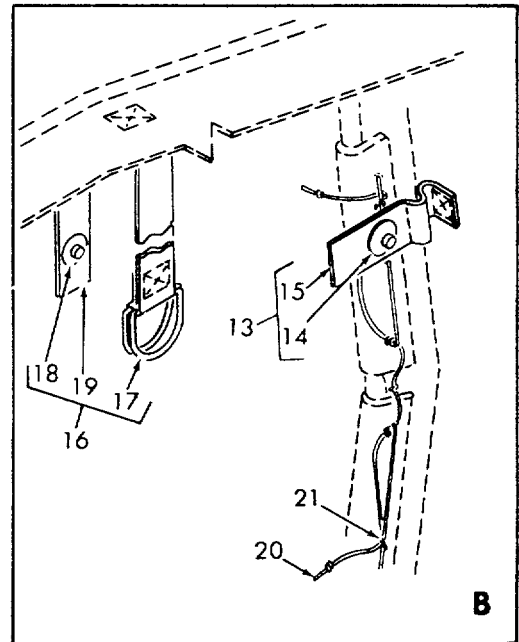
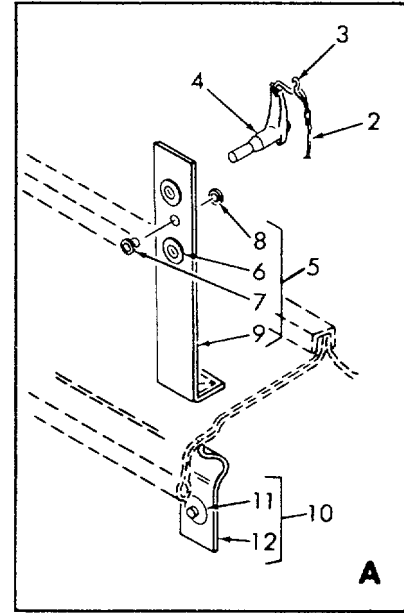
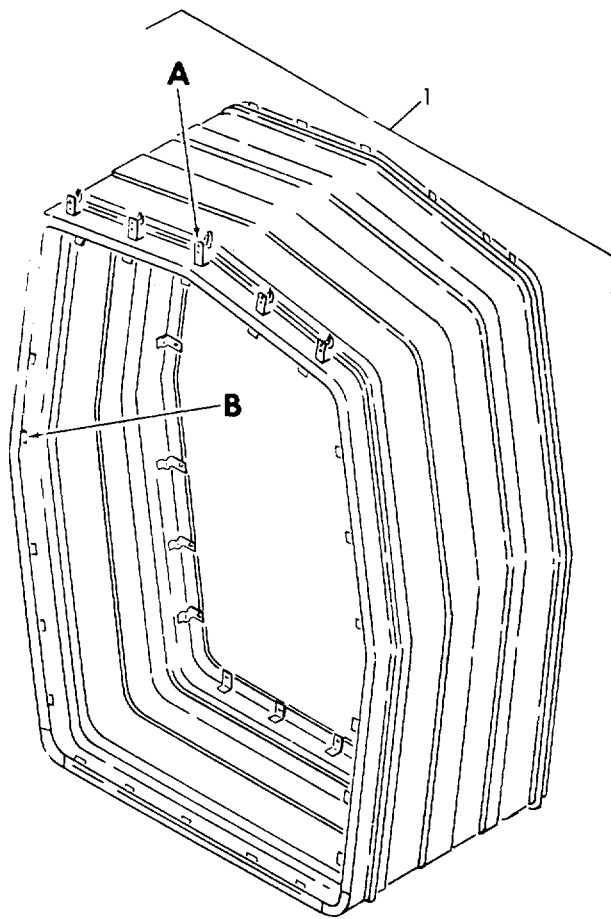
Figure 43. Skid assembly.



TS 005444

(1) ILLUSTRATION		(2)	(3)	(4)	(5)	(6)	(7)	(8)
(a) FIG NO.	(b) ITEM NO.	SMR CODE	FEDERAL STOCK NUMBER	PART NUMBER	FSCM	DESCRIPTION	USABLE ON CODE	U/M UNIT
44	1	XBOZZ		5-4-1641)-1	81337	0402 - SHELTER ACCESSORIES		EA 1
44	2	PAOZZ		L.T1504	84256	ADAPTER ASSEMBLY, AIR LOCK EXPANDABLE		EA 5
44	3	PAOZZ	4030-00-270-5436	MS87006-3	96906	LANYARD		EA 10
44	4	PAFZZ	5340-00-136-6124	BLS31.A04S	84256	HOOK, "S"		EA 5
44	5	PAOZZ	5410-00-475-3428	5-4-1640-2	81337	PIN, QUICK RELEASE		EA 5
44	6	XBFZZ		5-4-1640-2-2	81337	STRAP ASSEMBLY, SHELTER		EA 2
14	7	XBFZZ		MS63033-7-4093	96906	GROMMET		EA 1
44	8	XBFZZ		MS63033-6-4096	96906	EYELET		EA 1
44	9	XBFZZ		5-4-1640-2-1	81337	WASHER		EA 1
44	10	PAOZZ	5410-00-475-3427	5-4-1640-3	81337	WEBBING		EA 1
44	11	XBFZZ		5-4-1640-3-2	81337	STRAP ASSEMBLY FRAME		EA 1
44	12	XBFZZ		5-4-1640-3-1	81337	CLINCH FASTENER		EA 1
44	13	MFFZZ		5-4-1640-16	813:17	WEBBING		EA 1
44		PAFZZ	4020-01-027-5446	MIL-C-43256	H1349	CORD, TAKE-UP		EA V
44	14	PAFZZ	4030-00-270-5436	MS87006-3	96906	MANUFACTURE FROM:		EA 4
44	15	XBFZZ		5-4-1641-4	81337	CORD: POLYESTER, NATURAL. COLOR 3/16 IN		EA 1
44	16	PAFZZ	5410-00-204-9431	V87XZOOW379	53477	DIA REQUIRED		EA 1
44	17	MFFZZ	5-4-1641-4-3	81337		HOOK, TAKE-UP		EA 1
44		XBFZZ		MIL-F-21840	81349	FLAP ASSEMBLY, STRINGER		EA 1
44	18	XAFZZ		5-4-1641-4-1	81337	FASTENER, SLIDE: PIN HALF		EA 1
						FASTENER TAPE: PILE		EA 1
						MANUFACTURE FROM:		
						STRIP, NYLON: 1 IN. X 23 FT LG. REQUIRED		EA 1
						FLAP, STINGER		EA 1

Figure 44. Air lock expandable adapter assembly.



TS 005445

Figure 45. Expandable bellows assembly.

(1) ILLUSTRATION		(2)	(3)	(4)	(5)	(6)	(7)	(8)
(a) FIG NO.	(b) ITEM NO.	SMR CODE	NATIONAL STOCK NUMBER	PART NUMBER	FSCM	DESCRIPTION	USABLE ON CODE	U/M INC IN UNIT
45	1	PBOZZ	5410-00-485-4744	5-4-1650-1	81337	BELLOWS ASSEMBLY, EXPANDABLE		EA 1
45	2	PAOZZ		LT1504	84256	LANYARD		EA 10
45	3	PAOZZ	4030-00-270-5436	MS87006-3	96906	HOOK, "S"		EA 20
45	4	PAFZZ	5340-00-136-6124	BLS3LA04S	84256	PIN, QUICK RELEASE		EA 10
45	5	PAOZZ	5410-00-511-9743	5-4-1650-1-1	81337	STRAP ASSEMBLY, QUICK RELEASE PIN		EA 10
45	6	XBFZZ		5-4-1650-1-3	81337	GROMMET		EA 2
45	7	XBFZZ		MS63033-64093	96906	EYELET		EA 1
45	8	PAFZZ	5310-00-209-1767	MS63033-6-4096				
45	9	MFFZZ		5-4-1650-1-2	81337	WASHER WEBBING		EA 1 EA 1
45		XBFZZ		MIL-W-4088	81349	MANUFACTURE FROM: STRIP, NYLON: OD-7, TYPE XVII, 1 IN. X 6 IN. LG REQUIRED		EA
45	10	PAOZZ	5410-00-485-4746	5-4-1650-1-6	81337	STRAP ASSEMBLY, TAKE-UP		EA 5
45	11	XBFZZ		5-4-1640-3-2	81337	CLINCH FASTENER		EA 1
45	12	MFFZZ		5-4-1650-1-7	81337	WEBBING		EA 1
45		XBFZZ		MIL-W-4088	81349	MANUFACTURE FROM: STRAP, NYLON: OD-7, TYPE XVII, 1 IN. X 30 IN. LG REQUIRED		EA
45	13	PAOZZ	5410-00-485-4748	5-4-1650-1-9	81337	STRAP ASSEMBLY, FRAME		EA 34
45	14	XBFZZ		5-4-1640-3-2	81337	CLINCH FASTENER		EA 1
45	15	MFFZZ		5-4-1650-1-2	81337	WEBBING		EA 1
45		XBFZZ		MIL-W-4088	81349	MANUFACTURE FROM: STRAP, NYLON: OD-7, TYPE XVII, 1 IN. X 6 IN. LG REQUIRED		EA
45	16	PAOZZ	5410-00-485-4747	5-4-1650-1-12	81337	STRAP ASSEMBLY, DEE RING		EA 5
45	17	XBFZZ		5-4-1650-1-16	81337	RING, DEE		EA 1
45	18	XBFZZ		5-4-1640-3-2	81337	CLINCH FASTENER		EA 1
45	19	MFFZZ		5-4-1650-1-13	81337	EBBING		EA 1
45		XBFZZ		MIL-W-4088	81349	MANUFACTURE FROM: STRAP, NYLON: OD-7, TYPE XVII, 1 IN. X 13 IN. LG REQUIRED		EA
45	20	MFFZZ		5-4-1640-15	81337	CORD, TAKE-UP		FT V
45		PAFZZ		MIL-C-43256-1-8				
45	21	PAFZZ	4030-00-270-5436	MS87006-3	81349 96906	CORD: POLYESTER, OG106 COLOR, 1/8 IN. DIA HOOK, TAKE-UP		EA EA 8

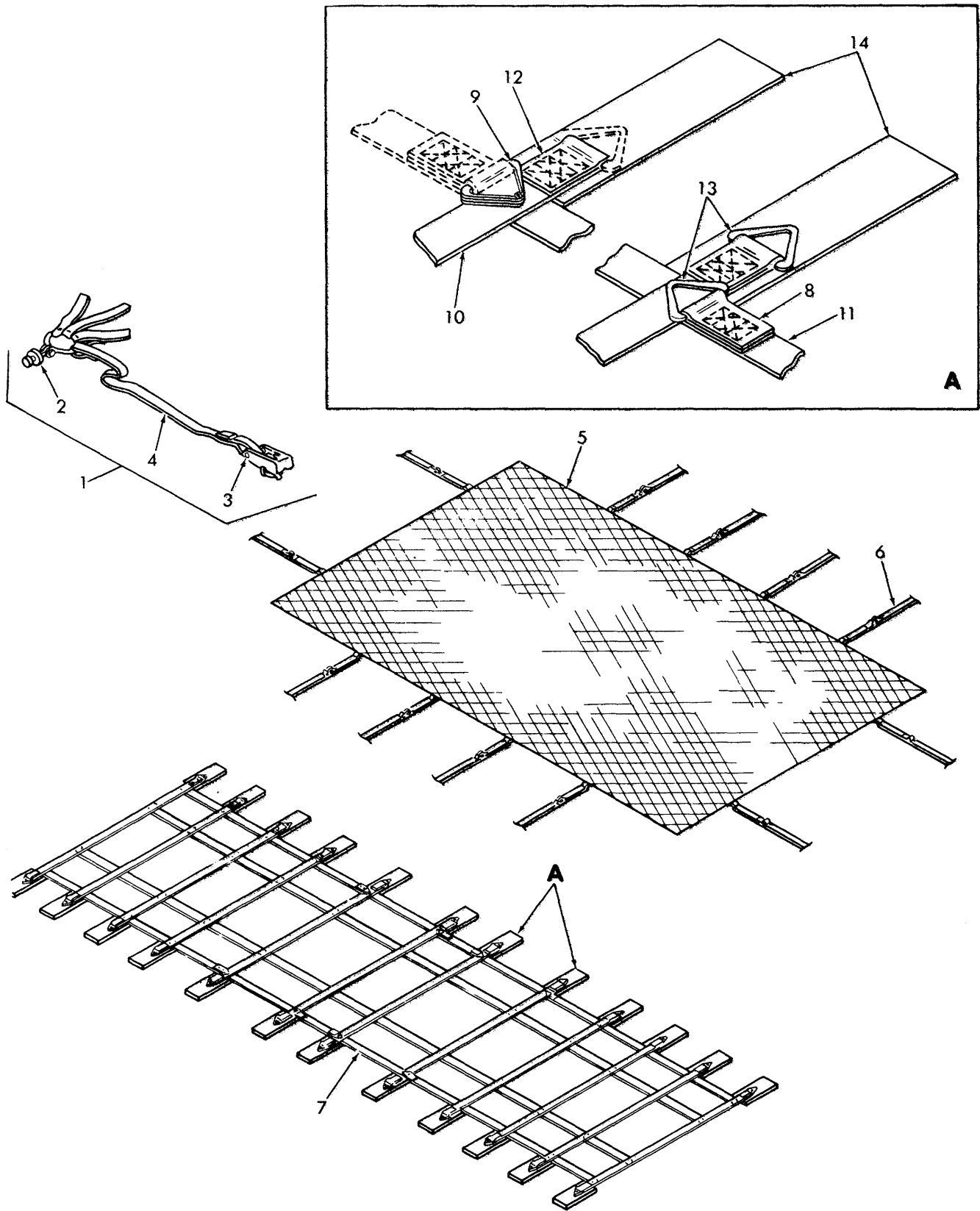
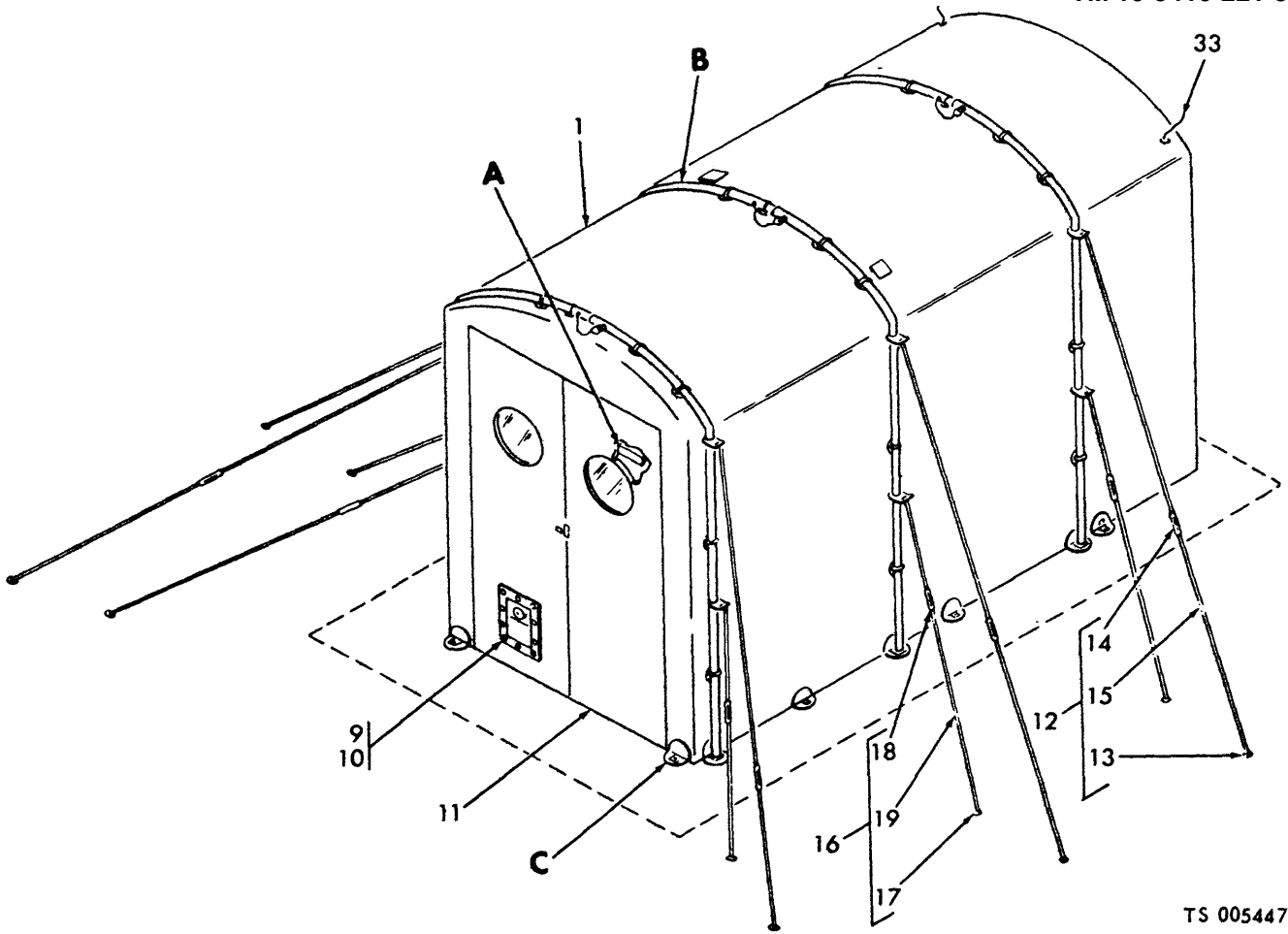


Figure 46. Cargo tie-down assembly, rope net assembly and cargo web net assembly.

TS 005446

(1) ILLUSTRATION		(2)	(3)	(4)	(5)	(6)	(7)	(8)
(a) FIG NO.	(b) ITEM NO.	SMR CODE	NATIONAL STOCK NUMBER	PART NUMBER	FSCM	DESCRIPTION USABLE ON CODE	U/M	QTY INC IN UNIT
46	1	PAOZZ	5410-00-483-3952	5-4-1661-1	81337	TIE-DOWN ASSEMBLY, CARGO	EA	1
46	2	XBFZZ		SP2152	96603	RING	EA	1
46	3	PBFZZ	1450-00-918-7392	31000	00624	BUCKLE, RATCHET TIE-DOWN	EA	6
46	4	XAFZZ		5-4-1661-1-1	81337	WEBBING: NYLON, OD-7, TYPE XIII, CLASS R, 180 IN. LG	EA	6
46	5	PAOZZ	3940-00-434-6305	5-4-1663-1	81337	NET ASSEMBLY, ROPE	EA	1
46	6	XAFZZ		5-4-1663-2	81337	STRAP ASSEMBLY	EA	12
46	7	PBOZZ	5410-00-507-7202	5-4-1662-1	81337	WEB NET ASSEMBLY, CARGO	EA	1
46	8	XAFZZ		5-4-1662-1-3	81337	WEBBING	EA	8
46	9	XBFZZ		2235-2236	94535	HOOK AND KEEPER	EA	4
46	10	XAFZZ		5-4-1662-1-5	81337	WEBBING	EA	12
46	11	XAFZZ		5-4-1662-1-2	81337	WEBBING	EA	4
46	12	PAFZZ		5-4-1662-1-4	61337	THREAD	FT	V
46	13	XAFZZ		2217	94535	RING. DELTA	EA	28
46	14	XAFZZ		5-4-1662-1-1	81337	WEBBING	EA	24



TS 005447

Figure 47. Air lock assembly (Sheet 1 of 2).

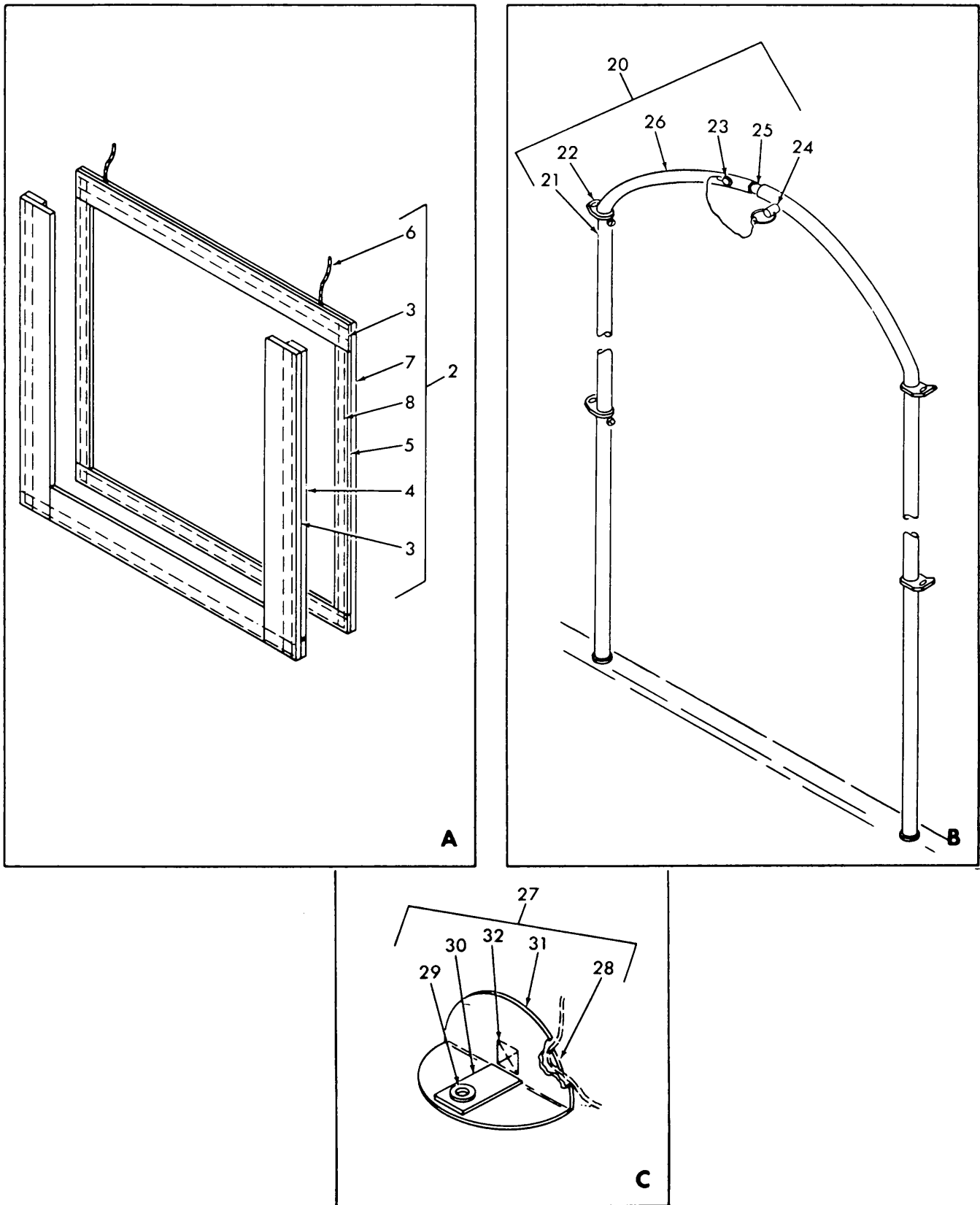
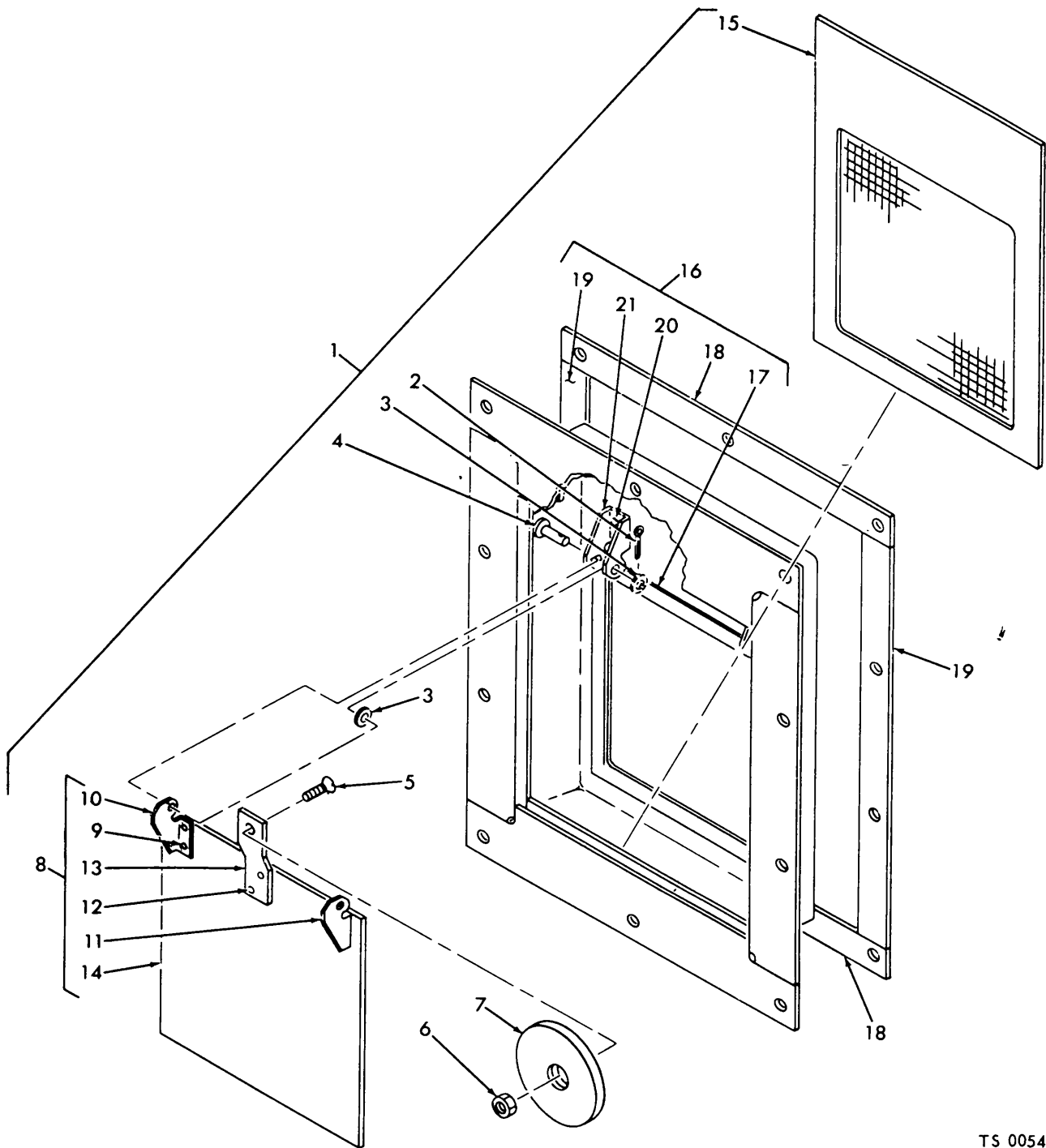


Figure 47. Air lock assembly (Sheet 2 of 2).

(1) ILLUSTRATION		(2)	(3)	(4)	(5)	(6)	(7)	(8)
(a) FIG NO.	(b) ITEM NO.	SMR CODE	NATIONAL STOCK NUMBER	PART NUMBER	FSCM	DESCRIPTION USABLE ON CODE	U/M	QTY INC IN UNIT
47	1	PBOZZ	5410-00-434-6201	5-4-1601-1	81337	AIR LOCK ASSEMBLY	EA	1
47	2	XBFZZ		5-4-1604-5	81337	CURTAIN ASSEMBLY, BLACKOUT	EA	2
47	3	MFFZZ		5-4-1604-5-2	81337	STRIP, REINFORCING MANUFACTURE FROM:	EA	4
47		XBFZZ		MILC43285	81349	CLOTH, COATED: TYPE 1, 1 IN. X 16 1/2 IN. LG REQUIRED FOR EACH STRIP	EA	
47	4	MFFZZ		5-4-1604-5-4	81337	FASTENER, TAPE: HOOK MANUFACTURE FROM:	EA	3
47		PAFZZ		MILF21840	81349	NYLON: OG-106, 5/8 IN. X 16 1/2 IN. LG REQUIRED FOR EACH FASTENER	EA	
47	5	MFFZZ		5-4-1604-5-3	81337	FASTENER, TAPE: PILE MANUFACTURE FROM:	EA	3
47		XBFZZ		MILF21840	81349	NYLON: OG-106, TYPE 11, 5/8 IN. X 16 1/2 IN. LG REQUIRED FOR EACH FASTENER	EA	
47	6	MFFZZ		5-4-1604-5-5	81337	CORD MANUFACTURE FROM:	EA	2
47		XBFZZ		MILC43285	81349	CORD, POLYESTER: 00-7, 3/16 IN. DIA X 12 IN. LG REQUIRED FOR EACH CORD	EA	
47	7	XBFZZ		5-4-1604-5-1	81337	BODY, CURTAIN	EA	1
47	8	XBOZZ		5-4-1603-6-7	81337	THREAD: POLYESTER, TYPE 1, CLASS 1, SUBCLASS B, SIZE FF, V-T 285, SHADE S-1	FT	V
47	9	PAOZZ	5305-00-990-6444	MS35207-261	96906	SCREW, MACHINE: PAN HD, NO. 10-32 UNF, 3/8 IN. LG	EA	10
47	10	PAOZZ	5310-00-721-7809	MS353340-43	96906	WASHER, LOCK: CD PLTD, SPLIT, NO. 10	EA	10
47	11	XBFFF		103E1	31404	DOOR ASSEMBLY A	E	1
47	11	XBFFF		10E1	31404	DOOR ASSEMBLY B	EA	1
47	12	MOOZZ		5-4-1601-20	81337	LINE, GUY: LONG MANUFACTURE FROM:	EA	8
47	13	PAOZZ	5970-00-826-3916	PVC105	26066	SLEEVE, END, 5-16 CLEAR	EA	V
47	14	PAOZZ,		5-4-1601-21	81337	SLIP, TENT LINE	EA	1
47	15	PAOZZ		MILR30500	81349	ROPE, POLYESTER: OG-106, 5/16 IN. DIA X 13 FT LG REQUIRED FOR EACH LINE	EA	
47	16	MOOZZ		5-4-1601-19	81337	LINE, GUY: SHORT MANUFACTURE FROM:	EA	6
47	17	PAOZZ	5970-00-826-3916	PVC105	26066	SLEEVE, END, 5-16 CLEAR	EA	V
47	18	PAOZZ		5-4-1601-21	81337	SLIP, TENT LINE	EA	1
47	19	XBOZZ		MILR30500	81349	ROPE, POLYESTER: OG-106, 5/26 IN. DIA X 8 FT LG REQUIRED FOR EACH LINE	EA	
47	20	PAOZZ	5410-00-511-9722	5-4-1608-3	81337	BOW ASSEMBLY	EA	3
47	21	PAOZZ	5305-00-836-8476	MS24621-43	96906	SCREW, TAPPING: PAN HD, CD PLTD, NO. 10-16, 1/2 IN. LG	EA	4
47	22	PAOZZ	5340-00-521-9196	5-4-1608-3-2	81337	BRACKET, GUY LINE	EA	4
47	23	PAFZZ	5320-01-017-6549	MS20613-6C24	96906	RIVET, SOLID: CRES, 3/16 IN. DIA, 1 1/2 IN. LG	EA	1
47	24	PAOZZ	5340-01-017-6648	50603C4R13L6	84256	PIN, RETAINING: WITH LANYARD	EA	1
47	25	PAOZZ	5410-00-511-9742	5-4-1608-3-3	81337	SUPPORT, BOW	EA	1
47	26	PBOZZ	4730-00-480-1746	5-4-1608-3-1	81337	TUBE, BOW	EA	2
47	27	MFFZZ	5-4-1602-12	81337	PATCH	ASSEMBLY, TENT MANUFACTURE FROM:	EA	8
47	28	PAFZZ	5410-00-485-4730	5-4-1602-12-1	81337	PATCH, BASE	EA	1
47	29	PAFZZ	5325-01-028-0945	5-4-1602-12-4	81337	GROMMET	EA	1
47	30	PAFZZ	8305-00-782-6734	5-4-1602-12-3	81337	WEBBING	EA	1
47	31	PAFZZ	5410-00-485-4732	5-4-1602-12-2	81337	PATCH	EA	1
47	32	XBFZZ		5-4-1603-6-7	81337	THREAD: POLYESTER, CLASS 1, SUBCLASS B, SIZE FF, V-T-285, SHADE 5-1	FT	V
47	33	MOOZZ		5-4-1601-22	81337	CORD MANUFACTURE FROM:	EA	5
47	XBOZZ			MILC43256	81349	CORD: POLYESTER, 3/16 IN. DIA X 16 IN. LG, OG-106 IN REQUIRED FOR EACH CORD		

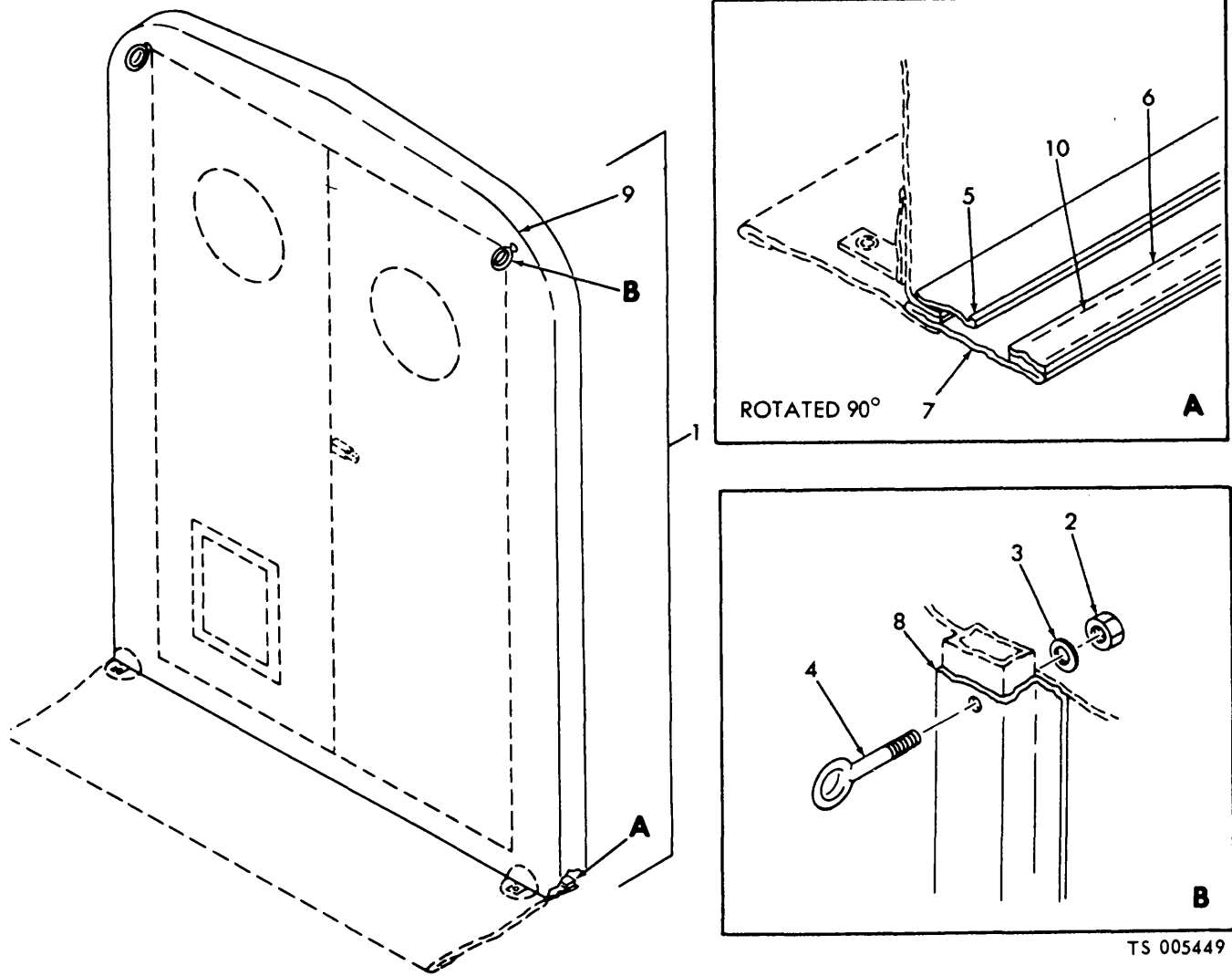


TS 005448

(1) ILLUSTRATION		(2)	(3)	(4)	(5)	(6)	(7)	(8)
(a) FIG NO.	(b) ITEM NO.	SMR CODE	NATIONAL STOCK NUMBER	PART NUMBER	FSCM	DESCRIPTION	USABLE ON CODE	QTY INC IN UNIT
48	1	XBFFF	4240-00-441-0303	5-4-1332-17-20	81337	VALVE ASSEMBLY, ANTI-BACK DRAFT		EA 1
48	2	PAOZZ	5315-00-234-1650	MS24665-132	96906	PIN, COTTER: CD PLTD, 1/16 IN. DIA, 1/2 IN. LG		EA 2
48	3	PAOZZ	5310-00-167-0016	A,960-6	88044	WASHER, FLAT: CRES, NO. 6		EA X
48	4	PAFZZ	5315-01-812-3775	N520392-IC25	96906	PIN, STRAIGHT: CD PLTD, HEADED, DRILLED SHANK, 1/8 IN. DIA		EA 2

Figure 48. Anti-back draft valve assembly.

(1) ILLUSTRATION		(2)	(3)	(4)	(5)	(6)	(7)	(8)
(a) FIG NO.	(b) ITEM NO.	SMR CODE	NATIONAL STOCK NUMBER	PART NUMBER	FSCM	DESCRIPTION USABLE ON CODE	U/M	QTY INC IN UNIT
48	5	PAFZZ	5305-00-719-5121	MS51960-86	96906	SCREW, MACHINE: CRES, FLAT CSK HD, 1/4-28 UNF, 1 IN. LG	EA	1
48	6	PAFZZ	5310-00-685-2631	MS25082-4	96906	NUT, HEXAGON: CD PLTD, 1/4-28 UNF	EA	2
48	7	PBFZZ	5410-00-434-6296	5-4-1333-17-31	81337	COUNTERWEIGHT	EA	1
48	8	PBFZZ	5410-09-499-0743	5-4-1333-17-21	81337	DAMPER ASSEMBLY	EA	1
48	9	PAFZZ	5320-00-117-6951	MS20426AD4-6	96906	RIVET, SOLID: ALUMINUM, CSK HD, 1/8 IN. DIA X 3/8 IN. LG	EA	4
48	10	PBFZZ	5340-00-485-4765	5-4-1333-17-24	81337	HINGE: LH	EA	1
48	11	PBFZZ	5340-00-485-4764	5-4-1333-17-23	81337	HINGE: RH	EA	1
48	12	PAFZZ	5320-00-117-6953	MS20426AD4-8	96906	RIVET, SOLID: ALUMINUM, CSK HD, 1/8 IN. DIA, 1/2 IN. LG	EA	2
48	13	XBFZZ	5410-00-441-0367	5-4-1333-17-25	81337	SUPPORT, COUNTERWEIGHT	EA	1
48	14	XBFZZ	5410-00-559-1432	5-4-1333-17-22	81337	PLATE, BACKING	EA	1
48	15	PBFZZ	5410-00-441-0153	5-4-1333-17-28	81337	GRILLE ASSEMBLY A	EA	1
48	15	XBFZZ		5-4-1333-17-29	81337	PLATE B	EA	1
48	16	XAFFF		5-4-1332-17-37	81337	HOUSING ASSEMBLY	EA	1
48	17	MFFZZ		5-4-1332-17-42	81337	GASKET MANUFACTURE FROM:	EA	4
48		XBFZZ		AMS3195	81343	SPONGE RUBBER: 1/6 IN. X 1/2 IN. X 7 IN. LG REQUIRED FOR EACH GASKET	EA	
48	18	MFFZZ		5-4-1332-17-47	81337	GASKET MANUFACTURE FROM:	EA	2
48		XBFZZ		AMS3195	81343	SPONGE RUBBER: 1/6 IN. X 1 IN. X 11 1/4 IN. LG REQUIRED FOR EACH GASKET	EA	
48	19	MFFZZ		5-4-1332-17-46	81337	GASKET MANUFACTURE FROM:	EA	2
48		XBFZZ		AM53195	81343	SPONGE RUBBER: 1/16 IN. X 1 IN. X 12 IN. LG REQUIRED FOR EACH GASKET	EA	
48	20	PAFZZ	5320-00-117-6951, MS2046AD4-6		96906	RIVET, SOLID: ALUMINUM, CSK HD, 1/8 IN. DIA X 3/8 IN. LG	EA	4
48	21	PBFZZ	5340-00-485-4759	5-4-1332-17-44	81337	HINGE, DAMPER ASSEMBLY	EA	2



TS 005449

(1) ILLUSTRATION		(2)	(3)	(4)	(5)	(6)	(7)	(8)
(a) FIG NO.	(b) ITEM NO.	SMR CODE	NATIONAL STOCK NUMBER	PART NUMBER	FSCM	DESCRIPTION	USABLE ON CODE	QTY INC IN UNIT
49	1	XBFFF		5-4-1602-7	81337	END PANEL ASSEMBLY, AIR LOCK		EA 1
49	2	PAOZZ	5310-00-903-5966	MS61971-1	96906	NUT, HEX: CD PLTD, 1/4-20 UNC		EA 2
49	3	PAOZZ	5310-00-167-0836	AN960-416L	88044	WASHER, FLAT: CD PLTD, 1/4 IN. ID		EA 2
49	4	PAOZZ	5306-01-015-561	444	71110	BOLT, EYE		EA 2
49	5	PAFZZ	5410-00-212-7850	5-4-1602-7-5	81337	FASTENER, SLIDE: PIN HALF		EA 1
49	6	MFFZZ		5-4-1602-76	81337	FASTENER, TAPE: PILE		EA 2
49		XBFFZ		MILF21840	81349	NYLON: OG-106, 5/8 IN. X 360 IN. LG REQUIRED FOR EACH FASTENER		IN
49	7	PBFZZ	5410-00483-39&4	5-4-1602-7-2	81337	FLAP COVER, SLIDE FASTENER		EA 1
49	8	MFFZZ		54-1602-7-7	81337	TAPE, REINFORCING		EA 1
49		XBFFZ		MILC43285	81349	CLOTH, COATED: TYPE 1, 3 IN. X 230 IN. LG REQUIRED		EA
49	9	XBFFZ		6-4-1602-7-1	81337	PANEL, END		EA 1
49	10	XBFFZ		6-4-16034-7	81337	THREAD: POLYESTER, TYPE 1, CLASS 1, SUBCLASS B. SIZE FF, V-T-285, SHADE 8-1		FT V

Figure 49. Air lock end panel assembly.

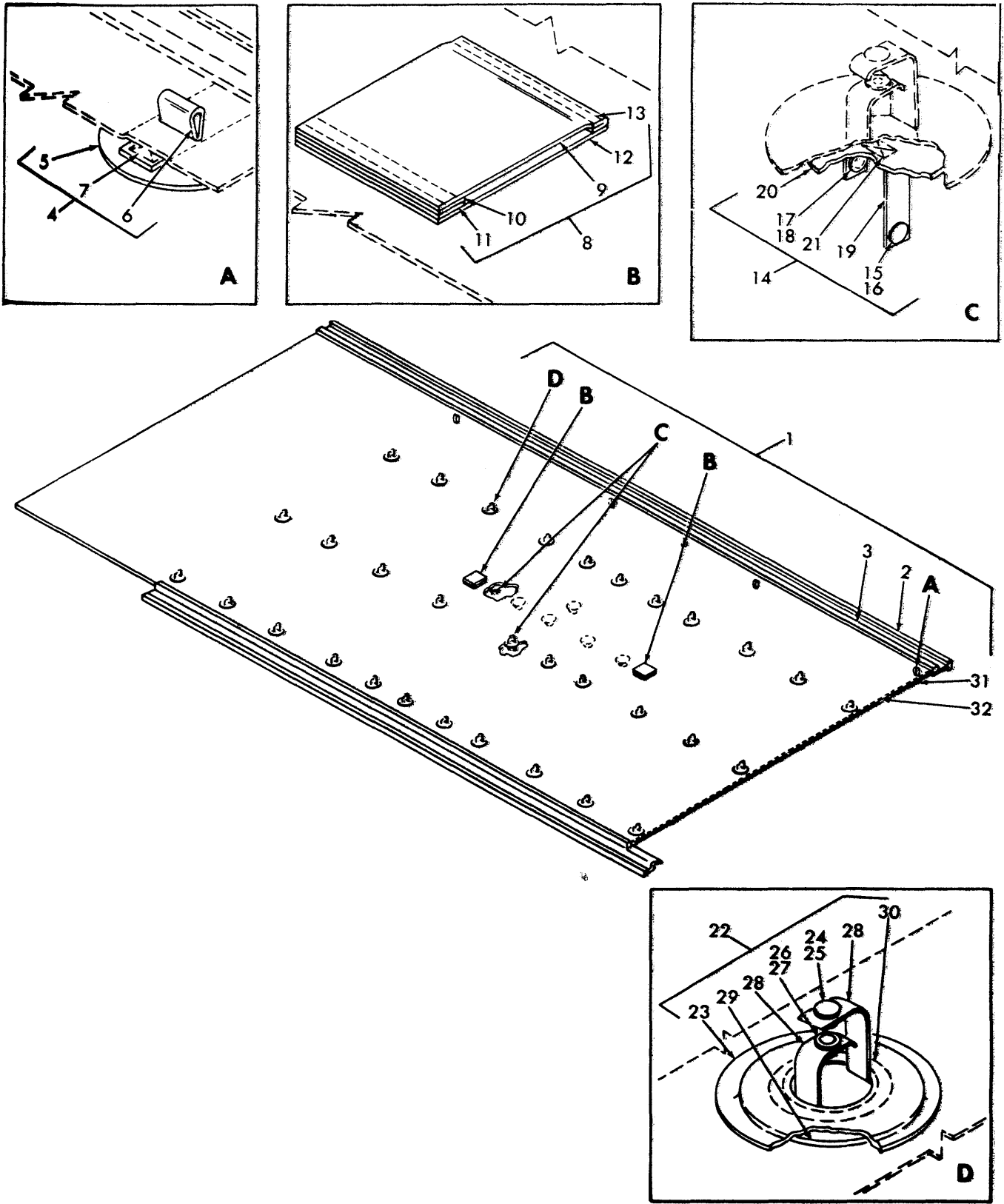
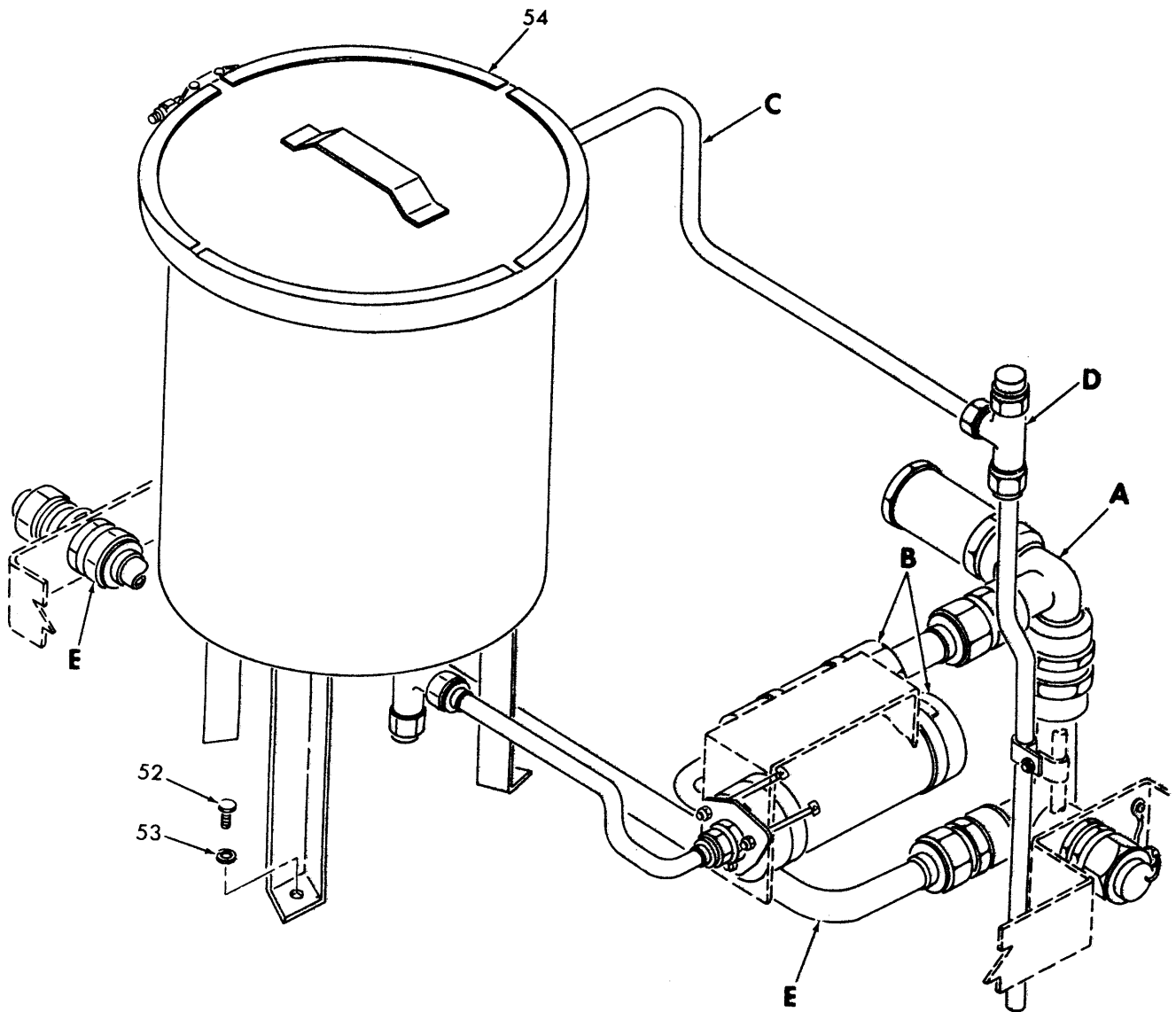


Figure 50. Air lock body assembly.

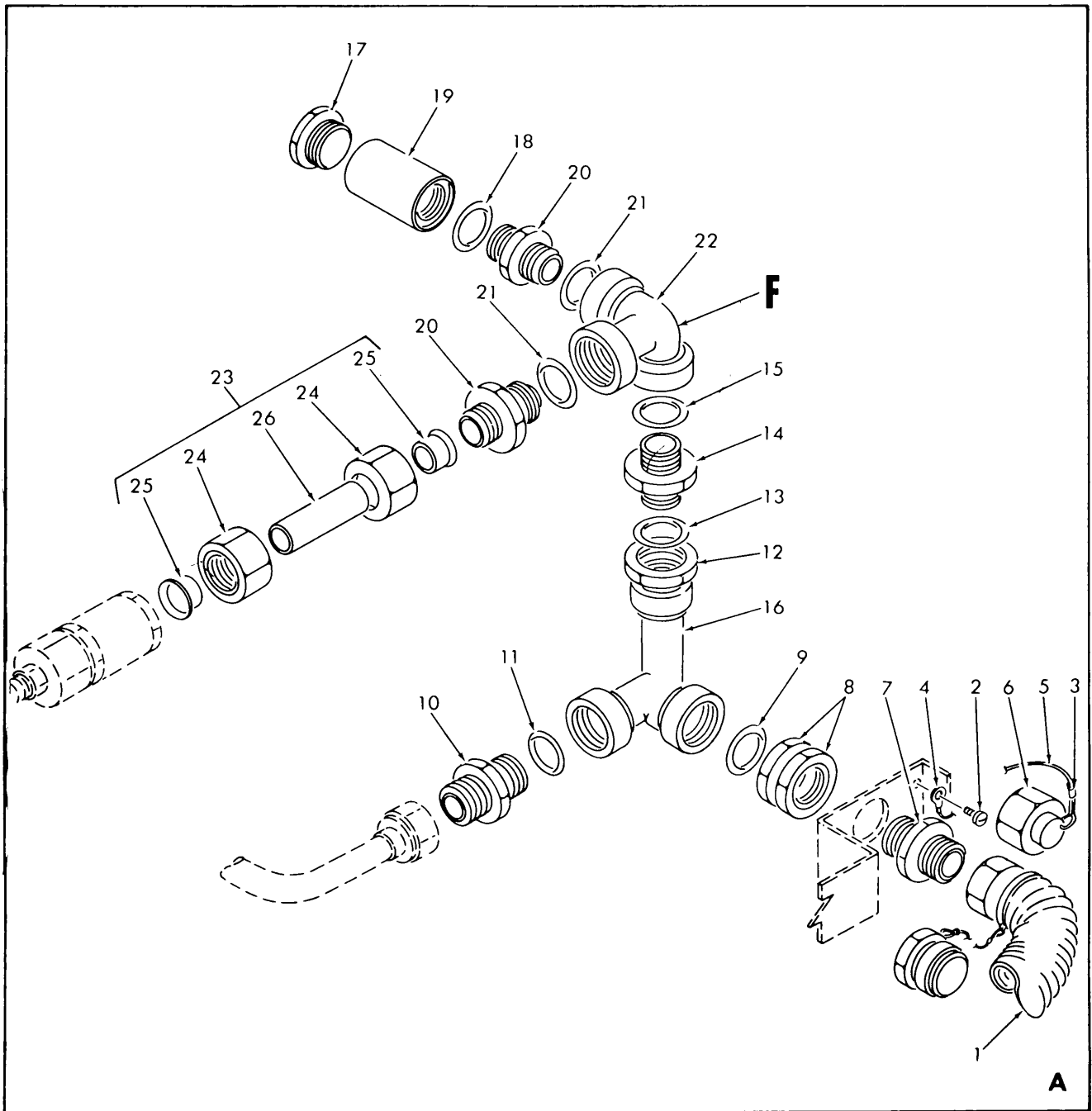
TS 005450

(1) ILLUSTRATION		(2)	(3)	(4)	(5)	(6)	(7)	(8)
(a) FIG NO.	(b) ITEM NO.	SMR CODE	NATIONAL STOCK NUMBER	PART NUMBER	FSCM	DESCRIPTION USABLE ON CODE	U/M	QTY INC IN UNIT
50	1	XAFZZ		5-4-1603-2	81337	BOCY ASSEMBLY. AIR LOCK	EA	1
50	2	PAFZZ	5325 00-467-2522	5-4-1603-2-2	81337	FASTENER, SLIDE RETAINER HALF	EA	2
50	3	WFFZZ		5-41603-2-3	81337	FASTENER, TAPE: HOOK MANUFACTURE FROM	EA	2
50		XBFZZ		MILF21840	81349	NYLON OG-106, TYPE11, 5/8 IN. X 26 FT LG REQUIRED FOR EACH FASTENER	EA	
50	4	MFFZZ		5-4-1603-9	81337	PATCH ASSEMBLY, TIE MANUFACTURE FROM	EA	5
50	5	PAFZZ	5410-00-183-3989	5-4-1603-9-2	81337	DISC	EA	1
50	6	XBFZZ		5-4-1603-9-2	81337	WEBBING	EA	1
50	7	XBOZZ		5-4-1603-6-7	81337	THREAD,POLYESTER, TYPE 1, CLASS 1, SUBCLASS B, Size FF V-T-285, SHADE FF	FT	V
50	8	MFFZZ		5-4-1603-10	81337	PATCH ASSEMBLY, ELECTRICAL MANUFACTURE FROM	EA	2
50	9	PAFZZ	5410-00-483-3994	5-4-1603-10-2	81337	COVER, FLAP	EA	1
50	10	XBFZZ		5-4-1603-10-4	81337	FASTENER, TAPE: PILE	EA	1
50	11	XBFZZ		5-4-1603-10-3	81337	FASTENER, TAPE, HOOK	EA	1
50	12	PAFZZ	5410-00-487-8916	5-4-1603-10-1	81337	PATCH, REINFORCING	EA	1
50	13	XBFZZ		5-4-1603-6-7	81337	THREAD, POLYESTER, TYPE 1, CLASS 1, SUBCLASS 8, SIZE FF, V-T-285, SHADE 5-1	FT	V
50	14	MFFZZ		5-4-1603-6	81337	PATCH ASSEMBLY, LIGHT FIXTURE MANUFACTURE FROM	EA	8
50	15	PAFZZ	5325-00-276-4908	MS27983-3	96906	FASTENER, SNAP: STUD	EA	1
50	16	PAFZZ	5325-00-276-4978	MS27983-4	96906	FASTENER, SHAP: EYELET	EA	1
50	17	PAFZZ	5325-00-891-9073	MS27983-1	96906	FASTENER, SNAP BUTTON	EA	1
50	18	PAFZZ	5325-00-276-4972	MS27983-2	966	FASTENER, SNAP SOCKET	EA	1
50	19	XBFZZ		5-4-1603-2	81337	WEBBING	EA	1
50	20	PAFZZ	5410-00-516-0838	5-4-1603-6-1	81337	DISC	EA	1
50	21	XBOZZ		5-4-1603-6-7	81337	THREAD, POLYESTER, TYPE 1, CLASS 1, SUBCLASS 8, SIZE FF, V-T-285, SHADE 5-1	FT	V
50	22	MFFZZ		5-4-1603-11	81337	SNAP ASSEMBLY, BOW HOLDING MANUFACTURE FROM	EA	33
50	23	PAFZZ	5410-00-483-3995	5-4-1603-11-	81337	PATCH	EA	1
50	24	PAFZZ	5325-00-891-9073	MS27983-1	96906	FASTENER, ,SNAP: BUTTON	EA	1
50	25	PAFZZ	5324-00-276-4972	MS27983-2	96906	FASTENER, SNAP: SOCKET	EA	1
50	26	PAFZZ	5325-00-276-4972	MS27983-3	96906	FASTENER, SNAP: STUD	EA	1
50	27	PAFZZ	5325-00-276-4978	MS27983-4	96906	FASTENER, SNAP: EYELET	EA	1
50	28	PAFZZ	8305-00-892-1588	5-4-1603-11-2	81337	WEBBING	EA	2
50	29	PAFZZ	5410-00-483-3996	5-4-1603-11-1	81337	PATCH	EA	1
50	30	XBFZZ		5-4-1603-6-7	81337	THREAD: POLYESTER, TYPE 1, CLASS 1, SLUCLASS 8, SIZE FF, V-T-285, SHADE 5-I	FT	V
50	31	XAFZZ		5-4-1603-2-1	81337	BODY, AIR LOCK	EA	1
50	32	XBFZZ		5-4-1603-6-7	81337	THREAD: POLYESTER, TYPE 1, CLASS 1, SUBCLASS 8, SIZE FF, V-T-285, SHADE 5-1	FT	V



TS 005451

Figure 51. Water drain system components (Sheet 1 of 4).



TS 005495

Figure 51. Water drain system components (Sheet 2 of 4).

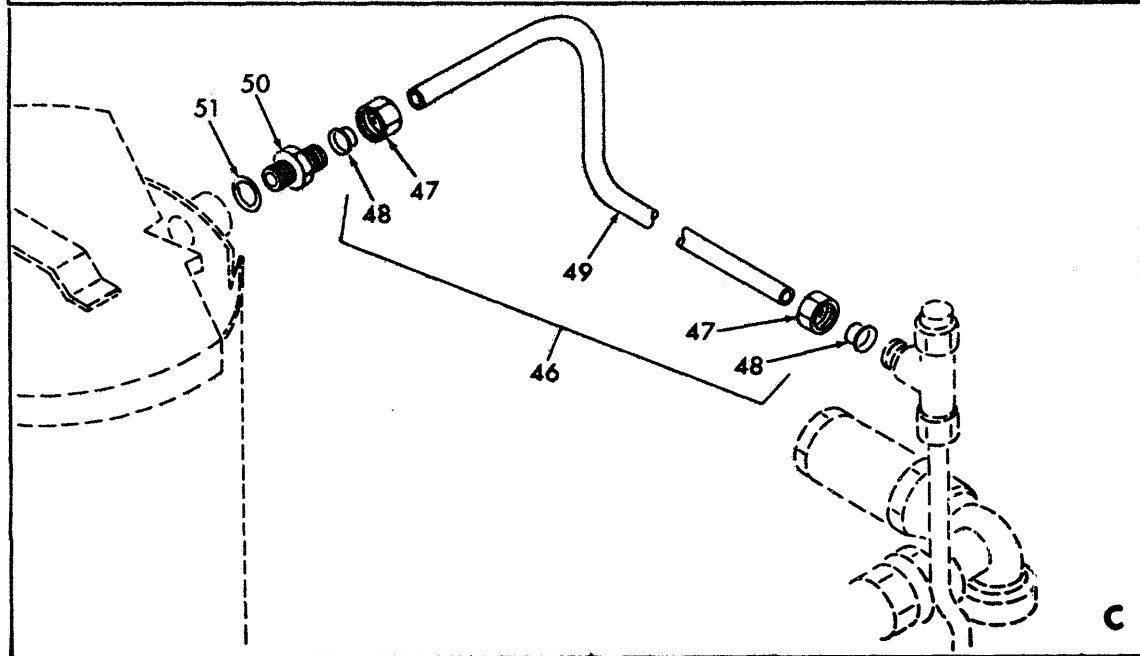
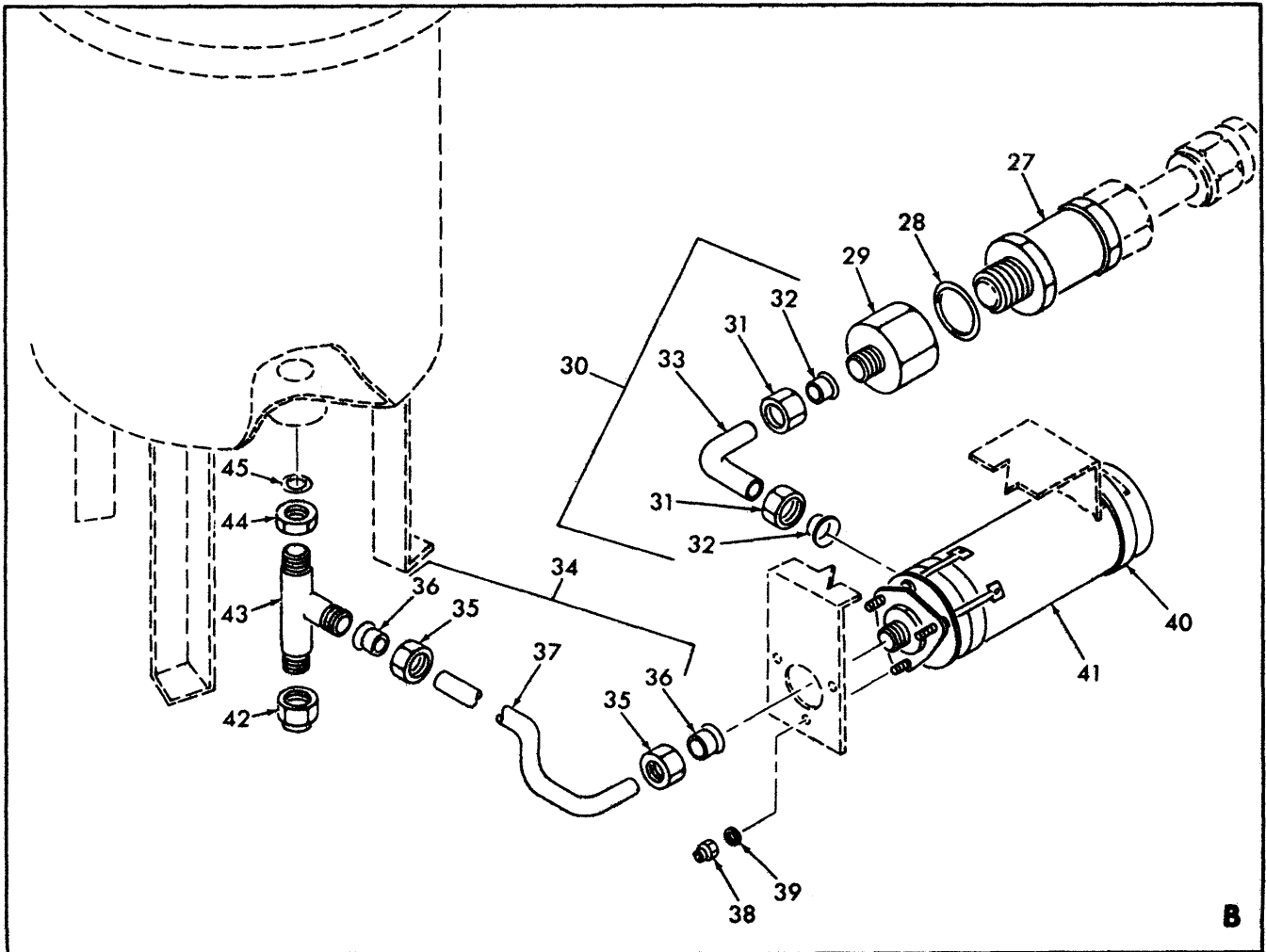


Figure 51. Water drain system components (Sheet 3 of 4)

TS 005496

(1) ILLUSTRATION		(2)	(3)	(4)	(5)	(6)	(7)	(8)
(a) FIG NO.	(b) ITEM NO.	SMR CODE	NATIONAL STOCK NUMBER	PART NUMBER	FSCM	DESCRIPTION USABLE ON CODE	U/M	QTY INC IN UNIT
						GROUP 05 - PUMPS		
						0501 - WATER DISCHARGE SYSTEM		
51	1	PAFZZ	541-00483-3986	542020	81337	HOSE ASSEMBLY, DRAIN	EA	1
51	2	PAOZZ	530-00-1636561	MS51861-14C	96906	SCREW, THREAD FORMING: NO. 4, 318 IN. LG	EA	1
51	3	PAOZZ	403000431-5536	28-1C	76691	FERRULE, WIRE ROPE: 116 IN. DIA	EA	2
51	4	PA3ZZ	4030-01-058-6349	HI-17352-1	26590	TERMINAL, END	EA	2
51	5	PAFZZ	4010-00-499-0708	5-4-2029-2365	81337	WIRE ROPE: 1116 IN. DIA x 7 x 7	EA	1
51	6	PAOZZ	4730-00-063-7675	AN929116J	88044	CAP ASSEMBLY, FLARED. 1 IN OD TUBE	EA	1
51	7	XBFZZ		AN832-16J	88044	UNION, FLARED TUBE: CRES, 1 IN. LG, 1 5/16-12 UN THD A	EA	1
51	7	XBFZZ		AN815-16C	88044	UNION, FLARED TUBE: CRES, 1 IN. LG, 1 5/16-12 UN THD B	EA	1
51	8	PAFZZ	5310-00-490-2103	5-4-2028-23-3	81337	NUT, HEXAGON, BULKHEAD: CRES, 1 5/16-12 UN. 7132 IN. THK	EA	2
51	9	PAOZZ	5330-00-804-5694	MS28778-16	96906	PACKING, PREFORMED: 1.71 IN. D, .116 IN. THK	EA	1
51	10	XBFZZ		AN815-16C	88044	NIPPLE, FLARED TUBE- CRES, 1 IN. LG, 1 5/16 UN THD	EA	1
51	11	PAOZZ	5330-00-409-5694	MS28778-16	96906	PACKING, PREFORMED: 1.71 IN. SD, .116IN. THK	EA	1
51	12	PAFZZ	5310-00-199-1028	AN924-12D	88044	NUT, HEXAGON, BULKHEAD: 1 1/16-12 UN THD	EA	1
51	13	PAOZZ	5330-00-409-5694	MS28777-16	96906	PACKING, PREFORMED: 1.71 IN. 10, .116 IN. THK	EA	1
51	14	XBFZZ		AN832-16J	86044	UNION, FLARED: CRES, 1 IN. LG, 1 5/16-12 UN THD	EA	1
51	15	PAOZZ	5330-00-804-5694	MS28778-16	96906	PACKING, PREFORMED: 1 71 N 10, .116 IN. THK	EA	1
51	16	XBFZZ		5-4-2107-23-13	81337	MANIFOLD ASSEMBLY, BRAIN: LOWER	EA	1
17		PAFZZ	4730-00-471-4003	AN006J16	88044	PLUG, FLARED: CRES, 1 IN. LG, 1 5/16-12 UN THD A	EA	1
18		PAOZZ	5330-00-804-5694	MS38778-16	96906	PACKING, PREFORMED: 1.71 IN. 10, .116 IN. THK A	EA	1
51	19	PBFZZ	4730-0-559-1468	5-4-2079-3-20	81337	COUPLING, DRAIN A	EA	1
51	20	XBFZZ		AN815-16C	88044	UNION, FLARED TUBE: CRES, 1 IN. LG, 1 5/16-12 UN THD A	EA	2
51	20A	XBFZZ		AN832-116I	88044	UNION, FLARED TUBE: CRES, 1 IN. LG, 1 5/16-12 N THD B	EA	1
51	21	PAOZZ	5330-00-804-5694	MS28778-16	96906	PACKING, PREFORMED: 1.71 IN. ID, .116 IN. THK A	EA	2
51	21A	PAOZZ	5330-00804-5694	MS2877-16	96906	PACKING, PREFORMED: 1.71 IN. I, .116 IN. THK B	EA	1
51	22	XBFZZ		54-2107-314	81337	MANIFOLD ASSEMBLY, DRAIN: UPPER A	EA	1
51	22A	PAFZZ	4730-00-999-5063	AN939-16C	88044	ELBOW, 90 DEG: CRES, 1 5/16-12 UN INTERNAL THD B	EA	1
51	23	XBFZZ		54-2108-23-4	81337	TUBE ASSEMBLY: DRAIN	EA	1
51	24	PAFZZ	4730-00-554-9246	AN818-16C	88044	NUT, COUPLING: 1 IN. TUBE, 1 5/16-12 UN THD	EA	2
51	25	XBFZZ		MS20819-16J	96906	SLEEVE, FLARED TUBE: 1 IN. OD TUBE	EA	2
51	26	XBFZZ		CLASS 18-8AN	81349	TUBE: CRES, 1 IN. OD, .035 IN. WALL TWK, 3 5/16 IN. LG	EA	1
51	27	PAOZZ	4820-00-826-4878	2540-2-1	07811	VALVE, CHECK: DRAIN LINE	EA	1
51	28	PAOZZ	5330-00-804-5694	MS28 78-16	96906	PACKING, PREFORMED: 1.71 IN. ID, .116 IN. THK	EA	1
51	29	PAFZZ	4730-00-554-9616	ANO14J168	88044	BUSHING, EXPANDER: CRES, 1 IN. LG, 1 5/16-12 UN THD	EA	1
51	30	XBFZZ		542108-23-3	81337	TUBE ASSEMBLY: DRAIN	EA	1
51	31	PAFZZ	4730-00-203-2662	A18BC	88044	NUT, COUPLING: 1/2 IN. TUBE, 3/4-16 NF	EA	2
51	32	PAFZZ	473000-0540-6719	MS206198J	96906	SLEEVE, FLARED TUBE: 1/2 IN. OD TUBE	EA	2
51	33	XAFZZ		CLASS 18-8AN	81349	TUBE: CRES, 1/2 IN. OD, .035 IN. WALL THK, 14 3/4 IN. LG	EA	1
51	34	XBFZZ		5-4-2106-23-12	81337	TUBE ASSEMBLY: PUMP INLET DRAIN	EA	1
51	35	PAFZZ	4730-00-203-2662	AN8184C	88044	NUT, COUPLING: 1/2 IN. TUBE, 3/4-16 NF	EA	2
51	36	PAFZZ	4730-00-540-6719	MS20819-8J	96906	SLEEVE, FLARED TUBE: 1/2 IN. OD TUBE	EA	2
51	37	XAFZZ		CLASS 188AN	81349	TUBE- CRES, 1/2 IN. OD, .035 IN WALL THK, 11 3/8 IN. LG	EA	1
51	38	PAFZZ	5310-00-982-6814	MS21044C08	96906	NUT, HEXAGON, SELF-LOCKING CRES, NO. 8-32 UNC	EA	3

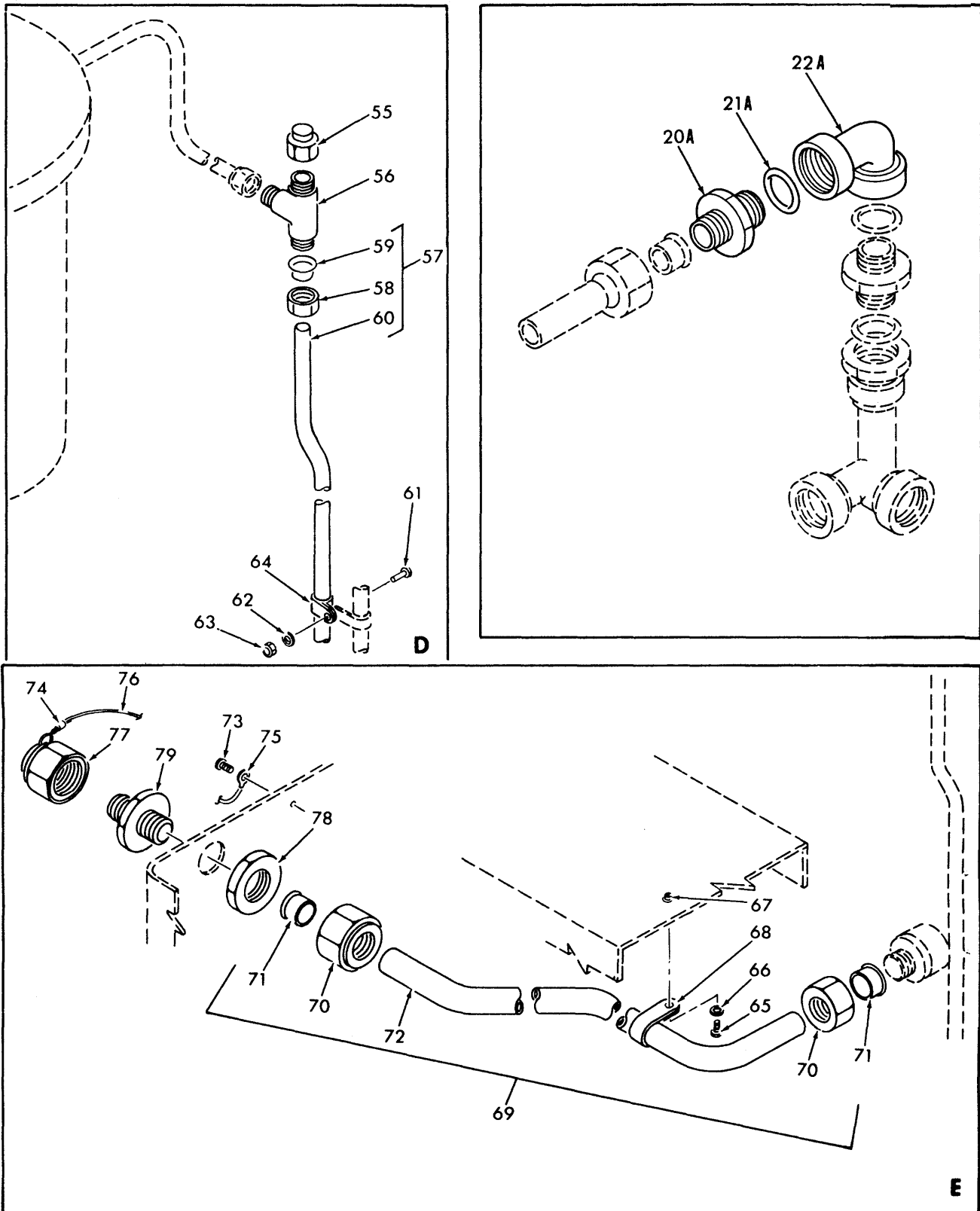
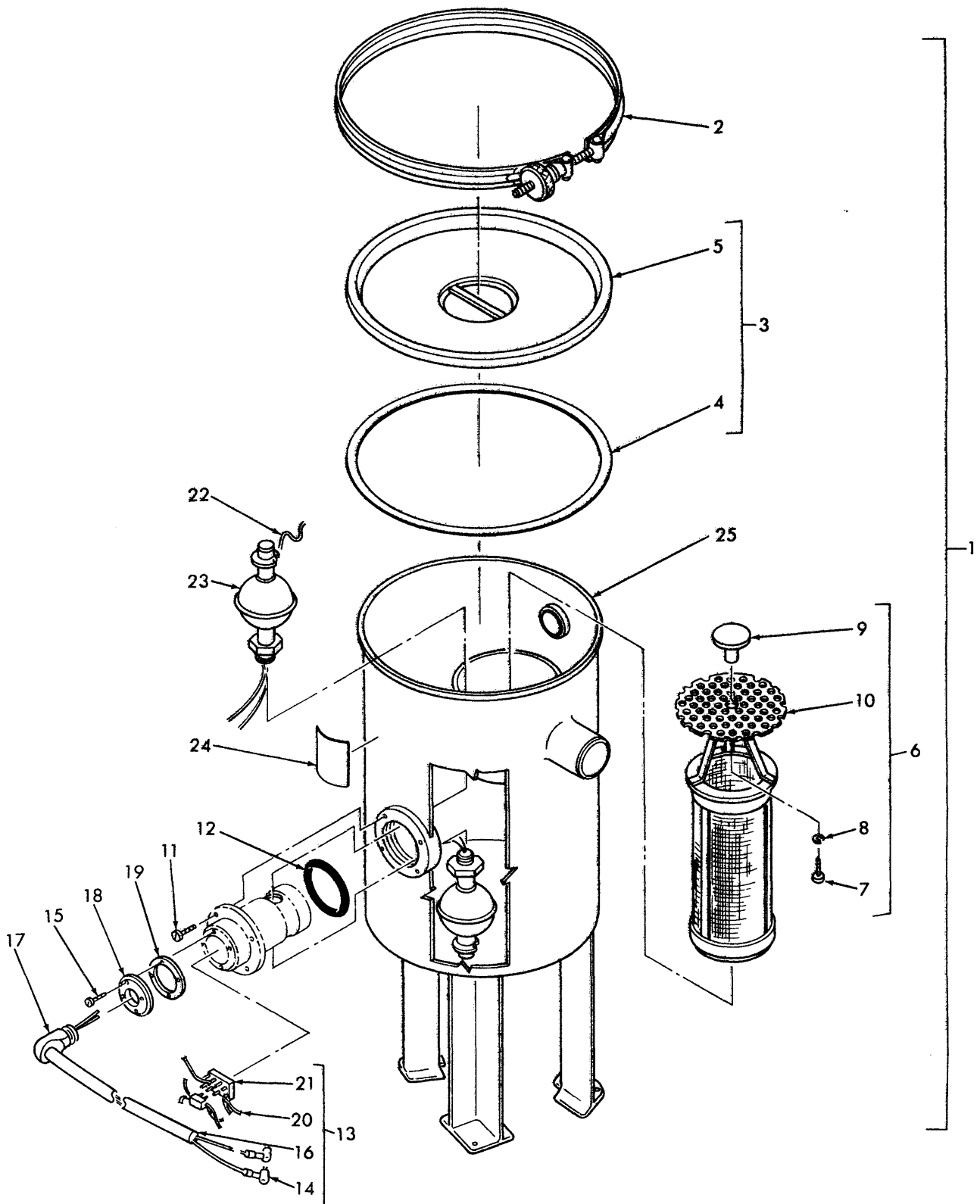


Figure 51. Water drain system components (Sheet 4 of 4).

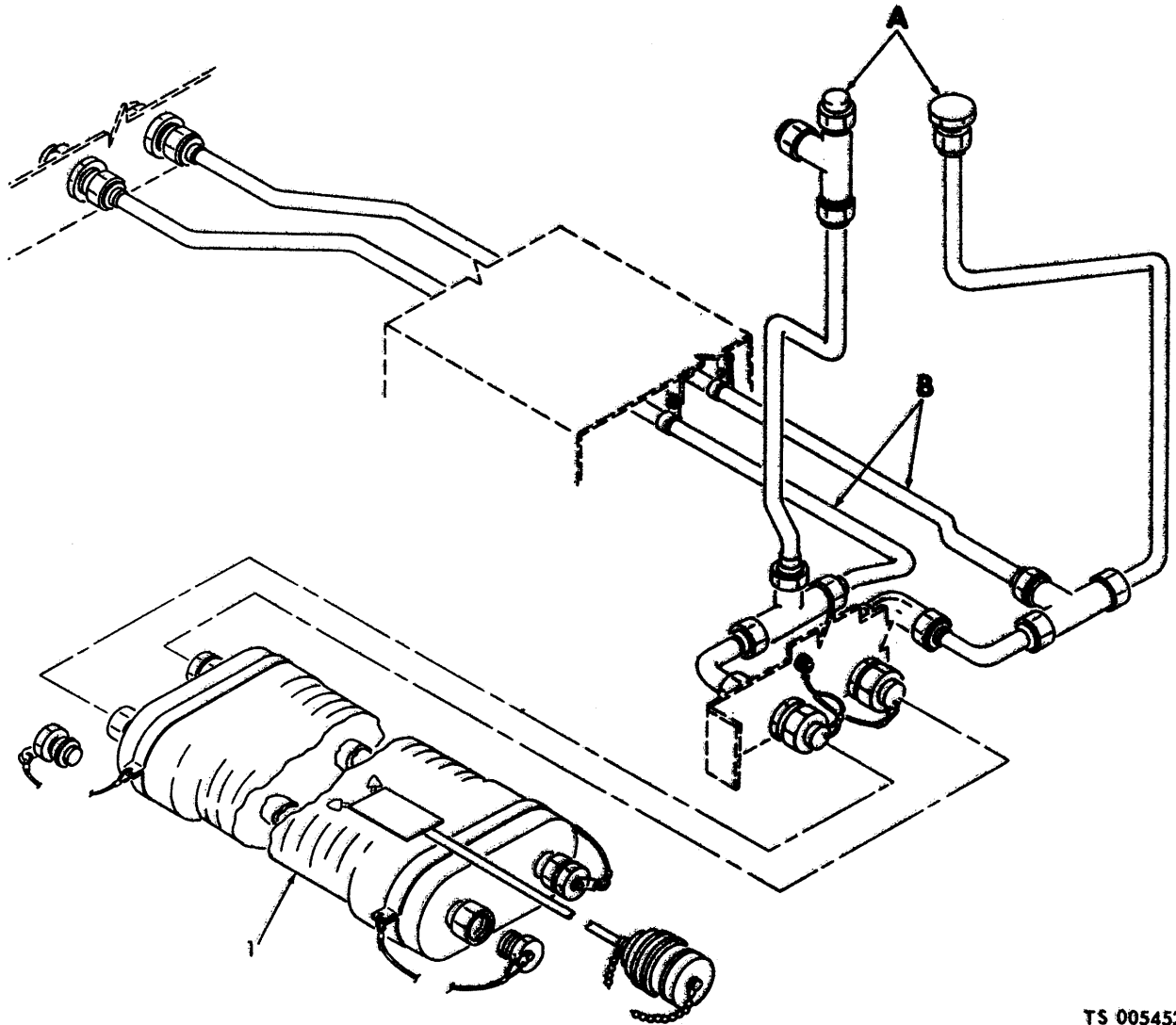
(1) ILLUSTRATION		(2)	(3)	(4)	(5)	(6)	(7)	(8)
(a) FIG NO.	(b) ITEM NO.	SMR CODE	NATIONAL STOCK NUMBER	PART NUMBER	FSCM	DESCRIPTION USABLE ON CODE	U/M	QTY INC IN UNIT
51	39	PAOZZ	5310-00-558-8207	AN98OC8L	88044	WASHER, FLAT. CRES, NO 8	EA	3
51	40	PAOZZ	4730-00-204-3491	Q3200M32S	08484	CLAMP, 2 IN. ID HOSE	EA	1
51	41	PBODO	4320-00-080-6806	13217E3487	97403	PUMP, CENTRIFUGAL: WATER DRAIN	EA	1
51	42	PAFZZ	4730-00-541-1206	AN929-8J	88044	CAP ASSEMBLY, FLARED: CRES, 1/2 IN, DO TUBE	EA	1
51	43	XBFUZ		AN804J8	88044	TEE, BULKHEAD: CRES, 1/2 X 3/4-18 UNF	EA	1
51	44	PAFZZ	531U-00-998-6023	AN9248J	88044	NUT, HEX, BULKHEAD: CRES, 3/4-16 UNF	EA	1
51	45	PAOZZ	5330-00-808-0794	MS28778-8	96906	PACKING, PREFORMED: .644 IN, ID, .087 IN. THK	EA	1
51	46	XBFZZ		6-4-2108-23-2	81337	TUBE ASSEMBLY: SUMP VENT	EA	1
51	47	PAFZZ	4730-00-203-2662	AN818-8C	88044	NUT, COUPLING: 1/2 IN, TUBE, 3/4-16 NF	EA	2
51	48	PAFZZ	4730-00-540-6719	MS20819-8J	98906	SLEEVE, FLARED TUBE: 1/2 IN. OD TUBE	EA	2
51	49	XAFZZ		CLASS 18-8AN	81349	TUBE: CRES, 1/2 IN. OD0, .035 IN. WALL THK, 18 1/2 IN. LG	EA	1
51	50	PAFZZ	4730-00-884-8909	AN815-8C	88044	UNION, FLARED TUBE: CRES, 1/2 IN. X 3/4-16 UNF	EA	1
51	51	PAOZZ	5330-00-808-0794	M828778-8	96908	PACKING, PREFORMED: .844 IN ID, 0.87 IN THK	EA	1
51	52	PAFZZ	5306-00-151-2541	AN4C5	88044	BOLT, MACHINE: CRES, 1/4-28 UNF, 21/32 IN LG	EA	3
51	53	PAFZZ	5310-00-515-7449	AN9860C418L	88044	WASHER, FLAT: CRES, 1/4 IN	EA	3
51	54	PBOFF	5410-00-054-2171	10728-1	09284	SUMP, DISPOSAL, WATER (FOR REPLACEMENT USL REPARABLE SUMP, PART NUMBER 1180-D-200) (SEF FIGURE 51A)	EA	1
51	55	PAFZZ	4730-00-541-1208	AN929-8J	88044	CAP ASSEMBLY, FLARED TUBE. CRES, 1/2 IN OD TUBE, HUMIDIFIER DRAIN CONNECTION	EA	1
51	56	XBFZZ		AN824-8J	88044	TEE, FLARED TUBE: CRES, 1/2 IN OD X 3/4-18 UNF	EA	1
51	57	XBFZZ		5-4-2108-23-7	81337	TUBE ASSEMBLY' HUMIDIFIER OVER BOARD DRAIN	EA	1
51	58	PAFZZ	4730-00-203-26882	AN818-8C	88044	NUT, COUPLING: 1/2 IN. TUBF, 3/4-16 NF	EA	1
51	59	PAFZZ	4730-00-5408719	MS20819-8J	98908	SLEEVE, FLARED TUBE. 1/2 IN OD TUBE	EA	1
51	60	XAFZZ		CLASS 18-8AN	81349	TUBE: CRES, 1/2 IN. 00, .035 IN, WALL THK, 17 IN, LG	EA	1
51	61	PAOZZ	5306-00-150-9528	AN3C4A	88044	BOLT, MACHINE CRES, HEX HO, NO 10-32 UNF, 17/32 IN. LG	EA	1
51	62	PAOZZ	5310-00-16870812	AN960C10L	88044	WASHER, FLAT CRES, NO 1U	EA	1
51	63	PAOZZ	5310-00-208-9255	MS21044C3	96908	NUT, HEXAGON, SELF-LOCKING: CRES, NO. 10-32 UNF	EA	1
51	64	PAOZZ	5340-00-451-8861	MS21104C8	968906	CLAMP, LOOP: 1/2 IN. OD TUBE	EA	1
51	85	PAOZZ	5308-00-150-9628	AN3C4A	88044	BOLT, MACHINE, CRES, HEX HD, NO. 10-32 UNF, 17/32 IN. LG	EA	3
81	688	PAOZZ	5310-00-187-0812	AN96OC10L	88044	WASHER, FLAT: CRES, NO, 10	EA	3
51	67	PAFZZ	5310-00-194-8023	A108130	03481	NUT, BLIND: NO. 10-32 UNF	EA	3
51	68	PAOZZ	5340-00-200-8641	AN742-18	88044	CLAMP, LOOP: CO PLTD, 1 IN. OD TUBE	EA	3
51	69	XBFZZ		54-2012-23-10	81337	TUBE ASSEMBLY: WATER DRAIN	EA	1
51	70	PAFZZ	4730-00-554-9246	AN818-16C	88044	NUT, COUPLING: 1 IN. TUBE, 1 IN. X 1 5/16-12 UN THD	EA	2
51	71	XBFZZ		M820819-16J	98908	SLEEVE, FLARED TUBE: 1 IN. OD TUBE	EA	2
51	72	XBFZZ		CLASS 302-304	81349	TUBE, CRES, 1 IN. OD, .038 IN. WALL THK, 146 1/2 IN. LG	EA	1
51	73	PAOZZ	5305-00-183-8561	MS51886114C	96908	SCREW, THREAD FORMING: CRES, NO, 4, 3/8 IN. LG	EA	1
51	74	PAOZZ	4030-00-431-5538	28-1C	78691	FERRULE, WIRE ROPE: 1/18 IN. DIA	EA	1
51	75	PAOZZ	4030-01-058-8349	HI-17352.1	26590	TERMINAL, END	EA	1
51	76	PAFZZ	4010-00-499-0708	5-4-2029-23-85	81337	WIRE, ROPE: 1/18 IN. DIA X 7 X 7	EA	1
51	77	PAOZZ	4730-00-083-7675	AN929A16J	88044	CAP ASSEMBLY, FLARED TUBE: CRES, 1 IN. OD TUBE	EA	1
51	78	PAFZZ	5310-00-871-7836	AN924-18J	88044	NUT, HEXAGON, BULKHEAD: CRES, 1 6/16-12 UN THD	EA	1
51	79	XBFZZ		AN832-18J	88044	UNION, FLARED TUBE: CRES, 1 IN. X 1 5/16-12 UN	EA	1



TS005450.1

Figure 51A. Repairable drain sump assembly.

(1) ILLUSTRATION		(2)	(3)	(4)	(5)	(6)	(7)	(8)
(a) FIG NO.	(b) ITEM NO.	SMR CODE	NATIONAL STOCK NUMBER	PART NUMBER	FSCM	DESCRIPTION USABLE ON CODE	U/M	QTY INC IN UNIT
51A	1	PBOFF		1180-D-200	51913	SUMP ASSEMBLY, DRAIN, REPARABLE (USE FOR REPLACEMENT OF SUMP, PART NUMBER 10728-1)	EA	1
51A	2	PAFZZ		1180-D-204	51913	RING ASSEMBLY, CLAMP	EA	1
51A	3	PAOFF		1180-D-201	51913	COVER ASSEMBLY	EA	1
51A	4	PAFZZ		107	75165	SEAL, RUBBER: 9.85 OD X 9.22 ID X 0.125 IN THK SHEET	EA	1
51A	5	PAFZZ		S47	81330	COVER	EA	1
51A	6	PAFZZ		1180-D-202	51913	STRAINER ASSEMBLY	EA	1
51A	7	PAOZZ		10-32X1/21NLG	51913	SCREW: BINDING HD, CRES, NO 10-32 X 1/2 IN. LG	EA	1
51A	8	PAOZZ		10-32	78189	WASHER, LOCK: INTERNAL TYPE, NO. 10	EA	1
51A	9	PAOZZ		1180-D-202-1	51913	PULL	EA	1
51A	10	PAOZZ		1180-D-202-3	51913	STRAINER	EA	1
51A	11	PAFZZ		10-32X5/16SLF LKG	71838	SCREW, CAP: SOC HD, CRES, NO. 10-32 X 5/16 IN. LG	EA	4
51A	12	PAFZZ		2-135	02697	PACKING, O-RING	EA	1
51A	13	PAOZZ		1180-D-203-1	51913	VALVE ASSEMBLY, FLOAT	EA	1
51A	14	PAFZZ	5940-00-236-1572	32445	00779	TERMINAL	EA	2
51A	15	PAFZZ		4-40X5/161NLG	51913	SCREW, SELF-LOCKING: FIL HD, CRES, NO. 4-40 X 5/16 IN. LG	EA	4
51A	16	PAFZZ		MIL-W- 16878-D16	81349	LEAD, ELECTRICAL	IN	36
51A	17	PAFZZ	5975-00-617-7138	SR11	28520	BUSHING, STRAIN	EA	2
51A	18	PAFZZ		1180-D-203-6	51913	COVER	EA	1
51A	19	PAFZZ	5330-00-264-7892	109	75165	GASKET, RUBBER SHEET	EA	1
51A	20	PAFZZ	5961-00-782-7181	MDA920A6	04713	RECTIFIER	EA	1
51A	21	PAFZZ		HPS11D12VDC	77342	RELAY	EA	1
51A	22	PAFZZ		1180-D-203-8	51913	WIRE, LOCK: CRES, 0.02 IN. DIA	IN	V
51A	23	PAFZZ	6680-00-409-9261	LS1950	04034	SWITCH, LEVEL	EA	2
51A	24	XBFZZ		100400	51913	DECAL, IDENTIFICATION	EA	1
51A	25	XBFZZ		1180-D-205	51913	SUMP, WELDMENT	EA	1



TS 005452

Figure 52. Water supply system components (Sheet 1 of 2).

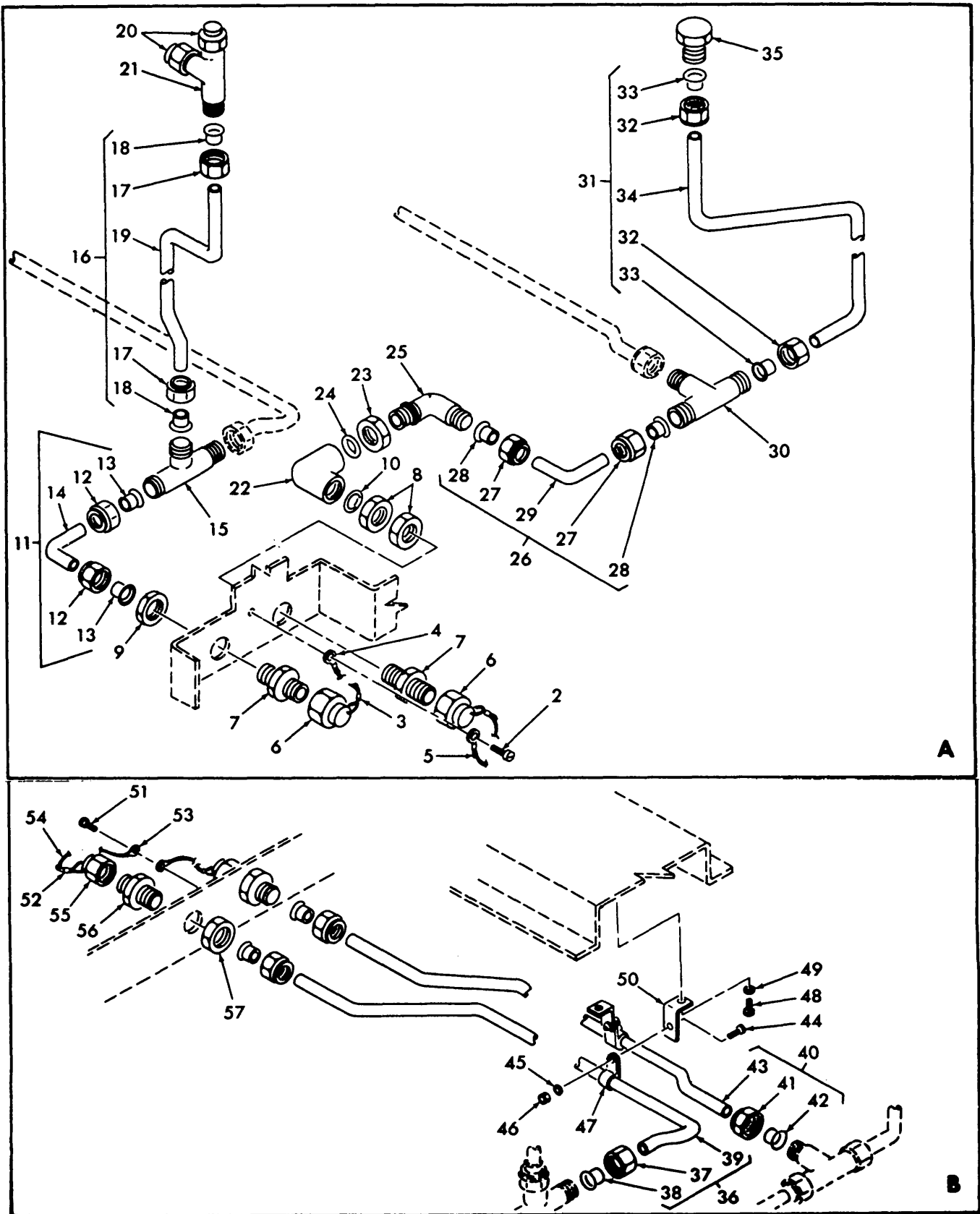


Figure 52. Water Supply system components (Sheet 2 of 2).

TS 005498

(1) ILLUSTRATION		(2)	(3)	(4)	(5)	(6)	(7)	(8)
(a) FIG NO.	(b) ITEM NO.	SMR CODE	NATIONAL STOCK NUMBER	PART NUMBER	FSCM	DESCRIPTION USABLE ON CODE	U/M	QTY INC IN UNIT
						GROUP 06 - WATER SUPPLY SYSTEM		
						0601 - WATER SUPPLY SYSTEM		
52	1	PAFZZ	5410-00-483-3976	5-4-2014-52	81337	HOSE ASSEMBLY, DUAL: HOT AND COLD WATER SUPPLY	EA	1
52	2	PAOZZ	5305-00-163-6561	MS51861-14C	96906	SCREW, THREAD FORMING: NO. 4, 3/8 IN. LG	EA	1
52	3	PAOZZ	4030-00-431-5536	28-1C	76691	FERRULE, WIRE ROPE: 1/16 IN. DIA	EA	2
52	4	PAOZZ	4030-01-058-6349	HI-17352-1	26590	TERMINAL, END	EA	2
52	5	PAFZZ	4010-00-499-0708	5-4-2029-23-65	81337	WIRE ROPE: 1/16 IN. DIA X 7 X 7	EA	2
52	6	PAFZZ	4730-00-541-1206	AN929-8J	88044	CAP ASSEMBLY, FLARED: 1/2 IN. OD TUBE	EA	2
52	7	PAFZZ	4730-00-698-4034	AN832-8J	88044	UNION, FLARED: CRES, 1/2 IN. X 3/4-16 UNF	EA	2
52	8	PAFZZ	5310-00-490-2102	5-4-2028-23-29	81337	NUT, HEXAGON, BULKHEAD: CRES, 3/4-16 NF 3/16 IN. THK	EA	2
52	9	PAFZZ	5310-00-998-5023	AN924-8J	88044	NUT, HEXAGON, BULKHEAD: CRES, 3/4-16 UNF	EA	1
52	10	PAOZZ	5330-00-808-0794	MS28778-8	96906	PACKING, PREFORMED: .644 IN. ID, 0.87 IN. THK	EA	1
52	11	XBFZZ		5-4-210823-3	81337	TUBE ASSEMBLY: COLD WATER SUPPLY	EA	1
52	12	PAFZZ	4730-00-203-2662	AN818-8C	88044	NUT, COUPLING: 1/2 IN. TUBE, 3/4-16 NF	EA	2
52	13	PAFZZ	4730-00-540-6719	MS20819-8J	96906	SLEEVE, FLARED TUBE: 1/2 IN. OD TUBE	EA	2
52	14	XAFZZ		CLASS18-8AN	81349	TUBE, CRES, 1/2 IN. OD, .035 IN. WALL THK, 3 IN. LG	EA	1
52	15	XBFZZ		AN824-8J	88044	TEE, FLARED: CRES, 1/2 IN. OD, 3/4-16 UNF	EA	1
52	16	XBFZZ		5-4-2108-23-1	81337	TUBE ASSEMBLY: COLD WATER AND HUMIDIFIER SUPPLY	EA	1
52	17	PAFZZ	4730-00-203-2662	AN818-8C	88044	NUT, COUPLING: 1/2 IN. TUBE, 3/4-16 NF	EA	2
52	18	PAFZZ	4730-00-540-6719	MS20819-8J	96906	SLEEVE, FLARED TUBE: 1/2 IN. OD TUBE	EA	2
52	19	XAFZZ		CLASS18B-8AN	81349	TUBE: CRES, 1/2 IN. OD, .035 IN. WALL THK, 14 3/4 IN. LG	EA	1
52	20	PAFZZ	4730-00-815-7970	AN929A8J	88044	CAP ASSEMBLY, PRESSURE SEALED: FLARED FITTING	EA	2
52	21	XBFZZ		AN824-8J	88044	TEE, FLARED: CRES, 1/2 IN. OD, 3/4-16 UNF	EA	1
52	22	PAFZZ	4730-00-720-1801	AN939-8J	88044	ELBOW: CRS, 90 DEG, 3/4-16 UNF	EA	1
52	23	PAFZZ	5310-00-490-2102	5-4-2028-23-29	81337	NUT, HEXAGON, BULKHEAD: CRES, 3/4-16 NF, 3/16 IN. THK	EA	1
52	24	PAOZZ	5330-00-808-0794	MS28778-8	96906	PACKING, PREFORMED: .644 IN. ID, .087 IN. THK	EA	1
52	25	PAFZZ	4730-00-595-4402	AN833-8J	88044	ELBOW, FLARED TUBE: CRES, 90 DEG, 1/2 IN., 3/4-16 UNF	EA	1
52	26	XBFZZ		5-4-2108-23-3	81337	TUBE ASSEMBLY: HOT WATER SUPPLY	EA	1
52	27	PAFZZ	4730-00-203-2662	AN818-8C	88044	NUT, COUPLING: 1/2 IN. TUBE, 3/4-16 NF	EA	2
52	28	PAFZZ	4730-00-540-6719	MS20819-8J	96906	SLEEVE, FLARED TUBE: 1/2 IN. OD TUBE	EA	2
52	29	XAFZZ		CLASS18-8AN	81349	TUBE, CRES, 1/2 IN. OD, .035 IN. WALL THK, 3 IN. LG	EA	1
52	30	XBFZZ		AN824-8J	88044	TEE, FLARED: CRES, 1/2 IN. OD, 3/4-16 UNF	EA	1
52	31	XBFZZ		5-4-2108-23-5	81337	TUBE ASSEMBLY: HOT WATER SUPPLY	EA	1
52	32	PAFZZ	4730-00-203-2662	AN8183-8C	88044	NUT, COUPLING: 1/2 IN. TUBE, 3/4-16 NF	EA	2
52	33	PAFZZ	4730-00-540-6719	MS20819-BJ	96906	SLEEVE, FLARED TUBE: 1/2 IN. OD TUBE	EA	2
52	34	XAFZZ		CLASS18-8AN	81349	TUBE: CRES, 1/2 IN. OD, .035 IN. WALL THK, 19 1/2 IN. LG	EA	1
52	35	XBFZZ		AN806J8	88044	PLUG, FLARED TUBE: CRES, 1/2 IN., 3/4-16 UNF	EA	1
52	36	XBFZZ		5-4-2108-23-9	81337	TUBE ASSEMBLY: COLD WATER	EA	1
52	37	PAFZZ	4730-00-203-2662	AN818-8C	88044	NUT, COUPLING: 1/2 IN. TUBE, 3/4-16 NF	EA	2
52	38	PAFZZ	4730-00-540-6719	MS20819-8J	96906	SLEEVE, FLARED TUBE: 1/2 IN. OD TUBE	EA	2
52	39	XAFZZ		CLASS18-8AJ	81349	TUBE, CRES, 1/2 IN. OD, .035 IN. WALL THK, 11 FT 7 1/16 IN. LG	EA	1
52	40	XBFZZ		5-4-2108-23-1	81337	TUBE ASSEMBLY: HOT WATER	EA	1
52	41	PAFZZ	4730-00-203-2662	AN818-8C	88044	NUT, COUPLING: 1/2 IN. TUBE, 3/4-16 NF	EA	2
52	42	PAFZZ	4730-00-540-6719	MS20819-8J	96906	SLEEVE, FLARED TUBE: 1/2 IN. OD TUBE	EA	2
52	43	XAFZZ		CLASS18-8AN	81349	TUBE: CRES, 1/2 IN. OD, .035 IN. WALL THK, 11 FT 6 3/4 IN. LG	EA	1

(1) ILLUSTRATION		(2)	(3)	(4)	(5)	(6)	(7)	(8)
(a) FIG NO.	(b) ITEM NO.	SMR CODE	NATIONAL STOCK NUMBER	PART NUMBER	FSCM	DESCRIPTION USABLE ON CODE	U/M	QTY INC IN UNIT
52	44	PAOZZ	5306-00-150-9528	AN3C4A	88044	BOLT, MACHINE: CRES, HEX HD, NO. 10-32 UNF, 17/32 IN. LG	EA	6
52	45	PAOZZ	5310-00-167-0812	AN960C10L	88044	WASHER, FLAT: CRES, NO. 10	EA	6
52	46	PAOZZ	5310-00-208-9255	MS21044C3	96906	NUT, HEXAGON, SELF-LOCKING: CRES, NO. 10-32 UNF	EA	6
52	47	PAOZZ	5340-00-200-8639	AN742-8	88044	CLAMP, LOOP, CD PLTD, 1/2 IN. OD TUBE	EA	6
52	48	PAOZZ	5306-00-150-9528	AN3C4A	88044	BOLT, MACHINE: CRES, HEX HD, NO. 10-32 UNF, 17/32 IN. LG	EA	6
52	49	PAOZZ	5310-00-167-0812	AN960C10L	88044	WASHER, FLAT: CRES, NO. 10	EA	6
52	50	XBFZZ		MS9101-06	96906	BRACKET, ANGLE: CRES, 90 DEG	EA	6
52	51	PAOZZ	5305-00-163-6561	MS51861-14C	96906	SCREW, THREAD FORMING' NO 4, 3/8 IN. LG	EA	1
52	52	PAOZZ	4030-00-431-5536	28-1C	76691	FERRULE, WIRE ROPE: 1/16 IN. DIA	EA	2
52	53	PAOZZ	4030-01-058-6349	HI-17352-1	26590	TERMINAL, END	EA	2
52	54	PAFZZ	4010-00-499-0708	5-4-2029-23-65	81337	WIRE ROPE, 1/16 IN. DIA X 7 X 7	EA	2
52	55	PAFZZ	4730-00-541-1206	AN929-8J	88044	CAP ASSEMBLY, FLARED: 1/2 IN. OD TUBE	EA	2
52	56	PAFZZ	4730-00-698-4034	AN832-8J	88044	UNION, FLARED: CRES, 1/2 IN. X 3/4-16 UNF	EA	2
52	57	PAFZZ	5310-00-998-5023	AN924-8J	88044	NUT, HEXAGON, BULKHEAD: CRES, 3/4-16 UNF	EA	2

Section IV. INDEX-NATIONAL STOCK NUMBER AND REFERENCE NUMBER CROSS-REFERENCE TO FIGURE AND ITEM NUMBER

STOCK NUMBER	FIG.	ITEM	STOCK NUMBER	FIG.	ITEM
1670-00-885-0855	41	91	5305-00-043-2679	25	10
1670-00-885-0855	38	102		25	27
2920-00-933-0586	15	1	5305-00-051-0227	31	28
3020-00-860-4248	23	14	5305-00-051-4075	23	96
3120-01-003-1236	36	41	5305-00-051-6521	1	29
394040-434-6305	46	5		1	39
4010-00-499-0708	51	5		1	41
	51	76		1	42
	52	5		1	58
	52	54	5305-00-051-6521	1	39
4010-00-909-5799	24	8		1	42
4020-01-027-5446	44	13		1	58
4030-00-132-9232	40	7	5305-00-052-9802	39	11
4030-00-270-5436	44	3	5305-00-054-5650	16	53
	44	14	5305-00-054-5651	1	32
	45	3		1	48
	45	21		1	63
4030-0-431-5536	36	13		1	89
	36	22		1	97
	51	3		16	17
	51	74	5305-00-054-6652	1	32
	52	3		17	2
	52	52		25	5
4030-00-580-6778	40	7		26	43
4240-00-441-0303	48	1		26	59
4320-00-934-7901	51	41		27	28
4330-00-854-4794	15	1		28	24
4520-01-028-0641	22	7		29	14
4540-00-174-4585	1	8		29	71
4540-00-221-8818	1	16		30	11
4710-00-126-7812	38	81		31	57
4720-00-499-0824	21	1		37	25
4730-00-463-7675	51	6		37	40
4730-00-463-7675	51	77		37	44
4730-00-203-2662	51	31		38	67
	51	35		38	70
	51	47		39	8
	51	58		41	52
	52	12	5305-00-454-6652	41	63
	52	17		41	65
	52	27		41	69
	52	32		41	72
	52	37		42	6
	52	44	5305-00-054-6653	16	41
4730-00204-3491	51	40	5305-004054-6654	1	25
4730-00-277-2461	21	7		1	103
4730-00-2790854	21	10	5305-00-054-6655	16	29
473000-287-0117	21	18	5305-00-054-6670	19	3
4730-00-28740285	21	15	5305-00-054-9241	25	12
4730-00-287-0285	21	23		25	20
4730-00-4714003	51	17		25	29
4730-00-480-1746	47	26	5305-00-456-9961	16	3
4730-00-540-6719	51	32		16	87
	51	36		16	95
	51	48		16	140
	51	59	5305-00-059-3660	16	76
	52	13		18	14
	52	24	5305-00-059-3663	1	67
	52	28		1	93
	52	29	5305-00-066-7327	16	133
	52	33		18	43
	52	38		29	28
	52	42		29	97
4730-00-541-1206	51	42	5305-00468-0504	38	21
	51	55		38	99
	51	55		41	14
	52	6		41	88
	52	55	5305-00-068-0506	38	62
473000-554-9246	51	70		38	82
473040-559-1468	51	19		38	85
4730-00-595-4402	52	25		38	94
473040-684-6909	51	50		41	2
47300-698-4034	52	7		41	36
	52	56		41	59
4730-00-720-1801	52	22		41	83
47300-815-7970	52	20		42	12
4730-0-999-5083	51	22A	5305-00-068-0507	23	22
47301-01-024-8603	21	4	5305-00-079-5835	19	9
4730-01-024-8603	21	27	5305-00-088-8923	27	12
4730-01-024-9478	21	2		28	11
4820-00-826-4778	51	27			
5120-01-029-6328	36	14			

**Section IV. INDEX-NATIONAL STOCK NUMBER AND REFERENCE
NUMBER CROSS-REFERENCE TO FIGURE AND ITEM NUMBER**

STOCK NUMBER	FIG.	ITEM	STOCK NUMBER	FIG.	ITEM
5305-00-163-6561	52	51	5305-00-989-7434	23	7
5305-00175-3230	20	1	530500-990-6444	47	9
530500-253-5617	36	35	5305-00-993-1848	26	13
5305-00-267-8974	23	22A	5305-00-993-2461	27	5
	23	35		28	5
	23	59		30	5
	42	24		38	10
	42	32		38	53
	42	52	5305-00-993-2463	23	40
	43	12		26	22
5305-00-2692803	23	55		29	9
	23	74		29	81
	23	109		31	34
5305-00-2692808	36	8		31	53
	36	15	5305-11-984-6191	38	34
5305-00-269-3240	36	1	5305-01-022-1930	42	2
5305-00-499-1138	23	67	5305-10025-5771	8	5
	26	37	5305.01.042-8821	23	52
	37	16	5306-00-150-9527	18	31
530500-499-1211	30	2		35	71
	31	37	530640-150-9528	18	12
5305-00-499-1711	38	45		18	22
5305-00-504-7315	23	93		18	32
5305.00622-9485	1	3		21	11
	1	13		21	19
	1	81		35	2
5305.00-689-5971	42	87		35	26
5305-00-717-5593	27	36		35	30
5305-00-719-5121	32	5		35	36
	48	5		35	56
5305-00.724-6794	36	28		35	59
5305-00-724-7840	33	7		35	62
530500-724-7847	29	7		35	81
	29	79		51	61
5305400733-3042	36	25		51	65
5305-00-815-3449	51	2		52	44
	51	73		52	48
	52	2	5306-00-151-1427	25	53
530500-824-2024	1	27	5306-00-151-2541	51	52
530500.826-2026	23	33	5306-00156-2338	26	25
5305-00-836-8476	47	21		26	87
5305-00-837-3343	1	31	530600-182-2057	1	21
	1	44	5306-00-225-088	42	20
	1	46	5306-00-225-9089	42	15
	1	51	5306-00-507-7242	36	23
	1	60		36	38
	1	73	5306-00.582-6901	24	2
	1	76	530600-582-9161	43	6
530500-837-3343	36	19	530600-637-794	24	10
	37	25	530600-818-2956	43	7
	37	40	530600838-7487	23	96
	38	67	53061-015-5661	49	4
	38	70	5307-00-467-2523	39	40
5305-00-889-3000	26	32	531000-045-3296	26	11
5305-00-915-2549	23	98		26	75
5305-00-925-4777	35	29		38	35
	35	33	531000-045-3299	41	28
530500-931-5312	38	36		42	49
	41	29	5310-00-052-6508	42	76
5305-00-936-3007	22	8		16	42
5305-00-957-7811	38	19	5310-00-054-0041	19	21
5305-00-957-7811	41	12	5310.00-060.2040	22	15
5305-00-957-7812	38	16	5310-00-079-2368	23	111
5305-00-957-7812	41	9	5310-00-080-6004	36	3
5305-00-957-7819	25	16		42	16
5305-11-957-7819	25	32	5310-00081-4219	42	22
5305-11-957-7819	37	31		1	105
5305-11-958-2918	1	39	5310-00-081-8087	1	34
	1	42	5310-00-088-0551	1	50
	1	56		1	65
	1	76		1	91
	25	4		1	99
	42	5		8	7
530500-9596643	41	38	5310-00-097-6388	38	48
5305-00-964-7529	23	71		41	44
5305-00-965-5882	22	6	531000-141-1795	23	24
5305-00-983-6665	33	4		42	13
	33	17	5310-00-167-0721	42	21
5305-00-984-6191	41	27	5310-00-167-0804	21	12
5305-00-988-7607	33	2		21	20
	33	15		36	9
5305-00-989-6265	26	13		36	16
	38	25	5310-00-167-0812	16	77
	41	18			

**Section IV. INDEX-NATIONAL STOCK NUMBER AND REFERENCE
NUMBER CROSS-REFERENCE TO FIGURE AND ITEM NUMBER**

STOCK NUMBER	FIG.	ITEM	STOCK NUMBER	FIG.	ITEM
	16	91	5310-00-237-7447	25	48
	16	99	5310-00-410-0002	18	44
	16	144	5310-00-485-4756	43	16
	18	15	5310-00-490-2102	52	8
	18	23		52	23
	18	33	5310-00-490-2103	51	8
	21	12	5310-00-490-2104	21	5
	21	20	5310-00-503-0582	23	94
	35	3	5310-00-515-7449	51	53
	35	27	5310-00-515-8716	36	10
	35	31		36	17
	35	37	5310-00-531-9514	32	3
	35	57	5310-00-531-9515	33	6
	35	60	5310-00-550-1130	23	23
	35	63		23	36
	35	72		23	60
5310-00-167-0812	35	82		25	54
	51	62		26	26
	51	66		26	88
	52	45		29	10
	52	49		29	82
5310-00-167-0816	1	26		30	6
	1	33		38	11
	1	104		38	22
	23	42		38	63
	26	33		38	95
	48	3		38	100
5310-00-167-0818	1	4		41	15
	1	14		41	60
	1	22		41	84
	1	68		41	89
	1	82		42	53
	1	94	5310-00-558-6207	51	39
	26	14	5310-00-559-0070	19	4
	26	77		19	15
	43	8	5130-00-576-5752	23	8
5310-00-167-0820	23	97		38	26
5310-00-1670821	24	3		41	19
	24	11	5310-00-582-5965	41	3
5310-00-167-0834	23	9	5310-00-595-6425	8	6
531040-167-0835	38	101		16	4
	41	90		16	18
	49	3		16	54
5310-00-183-4355	16	137	5310-00-595-7237	23	110
5310-00-188-7944	26	65		36	2
	38	75	5310-00-622-1722	18	29
	41	58		18	47
	42	75	5310-00-623-5989	35	69
5310-00-188-7983	27	39		35	89
	29	31	5310-00-638-9857	16	30
	29	100		17	3
5310-00-188-7987	37	36		25	6
5310-00-194-0637	42	25		27	29
	42	33		28	25
	43	13		29	15
5310-00-194-8023	25	41		29	72
	27	27		30	12
	28	23		31	58
	29	43		37	41
	29	107		37	43
	30	14		38	68
	31	24		39	9
	37	42		41	70
	38	109		42	7
	39	21	5310-00-655-5885	18	30
	41	68	5310-00-680-4986	18	28
	42	74	5310-00-680-6275	35	90
5310-00-194-8023	42	83	5310-00-685-2631	32	6
	51	67		48	6
531000-199-1028	21	5	5310-00-709-6437	42	18
	21	8		42	48
	21	26		42	79
	51	12	5310-00-717-5547	38	15
5310-00-208-9255	18	24	5310-00-721-7809	47	10
	18	34	5310-00-727-8353	1	33
	51	63		1	49
	52	46		1	64
5310-00-209-1767	45	8		1	90
5310-00-234-5135	23	102		1	98
5310-00-237-7446	23	30	5310-00-7320559	16	135
	23	30A	5310-00-761-6882	33	5
5310-00-791-4913	18	53			

**Section IV. INDEX-NATIONAL STOCK NUMBER AND REFERENCE
NUMBER CROSS-REFERENCE TO FIGURE AND ITEM NUMBER**

STOCK NUMBER	FIG.	ITEM	STOCK NUMBER	FIG.	ITEM
6310-008094058	29	11			
	29	83	532000-117-6840	23	65
	38	12	5320-00-117-6938	1	37
	38	23		1	53
	38	64		18	6
	38	96		18	27
	41	16		18	46
	41	37		18	48
	41	61		18	52
5310-00-809-4058	41	85		35	41
	42	54		35	88
5310-00-809-8546	38	27	5320-00-117-6939	36	5
	41	20		35	41
5310-00-811-0966	26	12		356	60
	26	50		35	68
	26	56		35	91
	26	58	532000-1176941	35	48
	31	60	5320-00-117-6950	18	18
	42	65		18	35
531000812-2106	30	3		26	4
	31	38		26	79
5310-00-8238804	30	7		35	9
5310-00-840-1321	1	36		35	11
	1	54		35	17
5310-00-871-7836	51	78		35	19
5310-008749582	22	15	5320-00-117-6951	32	9
5310-00-877-5796	38	83		32	20
5310-00-877-5797	1	5		48	9
	1	69		48	20
	1	95	5320-00-117-6953	32	12
	43	9		48	12
531000-903-5966	49	2	5320-00-117-7285	22	12A
53104)0-933-8120	16	90		30	19
	16	98	5320-00-117-7287	23	117
	16	143		23	125
5310-00-934-9751	16	89		23	132
	16	97	5320-00-117-7289	23	81
	16	142		23	86
5310-00-949-9123	42	76		39	1A
5310-00-960-0039	24	4	5320-00-143-6149	38	2A
	24	12		41	SA
5310-00-957-6533	26	78	5320-00-182-4602	23	101
	41	101	5320-00-209-3936	43	19
5310-00-982-4999	16	5	5320-00-234-2587	43	18
	16	19	5320-00-236-3929	23	115
	16	56		23	123
	16	88		25	19
	16	96		26	36
	16	141		29	113
5310-00-982-6813	16	31		37	15
	16	43		38	1
	16	134		38	3124
5310-00-982-6814	51	38		41	24
5310-00984-7042	16	136		41	45
5310-00-998-5023	51	44		41	61
	52	9		41	78
	52	57		42	369
5310-01-042-5059	35	36		42	71
5315-002341650	32	2		42	71
	48	2			
5315-00-449-2945	18	2	5320-00-2748149	23	104
	35	16		25	61
	36	39		26	20
	35	74		26	45
531500753-3894	36	39		26	61
31500-812-3775	32	4		26	66
	48	4		27	9
5316-00-812-7427	36	34		27	16
5315-00-8161794	36	5		27	21
5315-00842-3044	36	33		27	42
5315-00-857-3258	23	1		27	46
5315-01-019-3849	36	6		27	52
5320-00-097-6520	31	49		27	56
5320-00-106-4910	23	38A		28	9
	38	14		28	13
5320-00-117-6816	35	52		28	34
	35	76		29	1
53200-117-6818	35	45		29	27
5320-00-117-6826	29	26		29	35
	29	86		37	34
532000-1176828	23	115		38	49
	23	123		38	74
	23	130		38	108

**Section IV. INDEX-NATIONAL STOCK NUMBER AND REFERENCE
NUMBER CROSS-REFERENCE TO FIGURE AND ITEM NUMBER**

STOCK NUMBER	FIG.	ITEM	STOCK NUMBER	FIG.	ITEM
	39	5		26	85
	39	23		27	14
	41	41		27	17
	41	49		27	22
	41	54		27	31
	41	75		27	41
	41	76		27	55
5320-00-420-2165	23	66A		28	14
	23	107A		28	18
	25	69		28	27
	37	15		28	33
5320-00-426-2320	27	24		29	2
	28	20		29	17
	29	52		29	20
	29	94		29	24
5320-00-486-8251	37	17		29	50
5320-00-658-3501	35	94		29	55
5320-00-684-0672	35	48		29	65
53200-00-74-0822	18	8		29	67
	18	20		29	74
	35	66		29	92
5320-00-776-3352	31	29		30	17
5320-00-776-3352	26	55		31	10
	37	39		31	13
	39	12		31	30
5320-00-843-0535	43	2		31	44
5320-00-874-4470	37	22		31	51
5320-00-874-4471	25	2		37	28
	25	8		38	51
	25	25		38	73
	26	94		38	89
5320-00-874-4477	38	61A		39	13
5320-00-882-8385	37	4		39	16
	38	54		39	26
	42	27		41	55
	42	35			
	43	15	53200956873&5	23	5
5320-00-882-8386	23	2		23	18
	23	41		23	31
	23	89		23	39
	25	22		23	47
	25	39		23	63
	26	93		23	66
	31	25		23	78
	31	45		23	91
	37	8		23	108
	37	22		25	35
	38	38		25	36
	41	31		25	44
	42	61		25	49
5320-00-882-8388	39	25		51	
	26	70		26	17
	26	72		26	28
	26	83		26	SO
	26	91		26	35
	27	32		26	97
	27	45		27	4
	27	51		28	4
	29	3		29	8
	29	34		29	80
	29	39		31	33
	29	45		34	1
	29	62		34	S
	29	75		34	6
	29	88		34	8
	29	102		34	10
	29	109		34	12
	31	2		37	10
	37	2		37	12
	38	2		38	7
	38	5		38	105
	38	51		39	4
	41	5		39	18
	42	62		39	22
5320-00-928-6299	31	54		41	35
5320-00-932-1972	23	68		41	81
	25	42		41	94
	25	57		41	97
	26	8		42	17
	26	46		42	17
	26	53		42	50
	26	62		42	66

**Section IV. INDEX-NATIONAL STOCK NUMBER AND REFERENCE
NUMBER CROSS-REFERENCE TO FIGURE AND ITEM NUMBER**

STOCK NUMBER	FIG.	ITEM	STOCK NUMBER	FIG.	ITEM
5320-00-956-7362	42	84	5340-00-051-9133	18	10
	23	13		35	6
	30	8	5340-00-067-9884	40	4
5320-01-014-5546	43	3	5340-00-088-6546	23	34
5320-01-023-1752	37	17	5340-00-101-8581	25	40
5325-00-089-0712	35	16	5340-00-133-1974	23	21
5325-00-089-0713	18	3		23	51
5325-00-097-9084	35	40		31	40
	35	75	5340-00-136-6124	44	4
5325-00-141-4003	30	4		45	4
	30	36	5340-00-152-0662	37	14
5325-00-251-8839	21	6	5340-00-177-4081	24	6
5325-00-276-4908	21	9	5340-00-200-3020	21	13
	50	15		21	21
	50	26	5340-00-200-8639	52	47
5325-00-276-4972	50	18	5340-00-200-8641	51	68
	50	25	534000-282-3753	35	53
5325-00-276-4978	50	16	5340-00-291-5328	1	23
	50	27	5340-00-451-8861	51	64
5325-00-276-6073	36	18	5340-00-485-4759	48	21
5325-00-449-2972			5340-00-485-4764	48	11
	35	42	5340-00-485-4765	48	10
5325-00-467-2522	50	2	5340-00-484-4773	27	13
5325-00-504-7231	49	5		28	12
5325-00-550-4360			5340-00-490-2093	25	21
	25	36	5340-00-503-0565	42	40
5325-00-638-4930	18	7	5340-00-504-7305	42	14
5325-00-891-9073	50	17	5340-00-514-0095	23	82
	50	24		23	87
5325-00-027-2329	42	28	5340-00-514-0131	23	79
	42	36	5340-00-514-0145	23	92
5325-01-028-0945	47	29	5340-00-515-1711	25	58
5330-00-264-7892	51A	19	5340-00-521-9196	47	22
5330-00-274-8149	29	40	5340-00-537-8877	36	24
	29	46	5340-00-537-8904	29	12
	29	56		29	84
	29	68	5340-00-537-8905	27	3
	29	89		28	3
	29	103	5340-00-537-8906	29	6
	29	110		29	78
5330-00-369-4164	29	33	5340-00-537-8912	27	6
5330-00-490-2070	26	96		28	6
5330-00-490-2098	27	8	5340-00-664-0847	1	24
	27	35	5340-00-738-0585	23	6
	28	8	5340-00-779-3319	1	87
	28	32		2	5
5330-00-804-5694	51	9		3	5
	51	11		8	4
	51	13		10	5
	51	15	5340-00-797-9955	28	18
	51	18		29	63
	51	21	5340-00-839-3749	35	77
	51	28	5340-00-886-5744	22	4
5330-00-808-0794	51	45	5340-00-954-6826	1	20
	51	51	5340-00966-8234	26	5
	52	10	5340-00-990-9300	1	19
	52	24	5340-01-017-6648	47	24
5330-00-863-9088	1	70	5340-01-020-1944	32	10
	1	96	5340-01-021-0737	32	21
5330-01-019-6343	36	42	5340-01-022-8809	26	80
5330-01-021-0625	1	7		26	84
	1	15	5340-01-023-0847	42	56
	1	85	5340-01-029-7334	27	15
5330-01-021-9375	37	20		29	25
	37	21		29	66
5330-01-023-1414	35	13	5340-01-029-9183	27	2
5340-00-042-8651	26	57		28	2
	23	62		29	5
	27	50		29	77
	28	31	5360-00-514-0068	31	41
	30	10	5365-00-499-1642	25	14
	31	35		25	31
	37	46	5365-00-499-1681	29	30
	38	55		29	99
	38	110	5365-00-536-1945	25	59
	41	40	5365-00-536-1946	25	60
	41	100	5365-01-019-4012	18	4
	42	19	5410-00-018-7382	25	15
	42	60		25	38
5340-00-042-8683	23	38		26	24
	25	56		29	49
	26	90		29	106
	38	88	5410-00-022-2670	24	1
5340-00-044-5235	31	50	5410-00-022-2671	36	4
5410-00-022-2673	22	5			
5410-00-054-2171	51	54			

**Section IV. INDEX-NATIONAL STOCK NUMBER AND REFERENCE
NUMBER CROSS-REFERENCE TO FIGURE AND ITEM NUMBER**

STOCK NUMBER	FIG.	ITEM	STOCK NUMBER	FIG.	ITEM
5410-00-183-3989	50	5	5410-00-473-9827	26	67
5410-00-204-9431	44	16	5410-00-475-3058	6	1
5410-00-212-7850	49	5	5410-00-475-3300	1	17
5410-00-299-1182	25	55	5410-00-475-3426	1	9
	42	26	5410-00-475-3427	44	10
	42	34	5410-00-475-3428	44	5
	43	14	5410-00-483-3869	9	1
5410-00-299-1185	26	92	5410-00-483-3934	47	2
5410-00-434-6201	42	1	5410-00-483-3952	46	1
5410-00-434-6279	36	4	5410-00-483-3953	16	20
5410-00-434-6296	48	7	5410-00-483-3959	8	1
5410-00-434-6297	36	7	5410-00-483-3965	16	44
5410-00-434-6299	36	37	5410-00-483-3966	16	117
5410-00-440-9396	43	4	5410-00-483-3968	16	56
5410-00-440-9410	43	5	5410-00-483-3970	16	32
5410-00-440-9426	43	21	5410-00-483-3976	52	1
5410-00-440-9547	43	10	5410-00-483-3986	51	1
5410-00-440-9838	43	11	5410-00-483-3994	50	9
5410-00-440-9970	26	71	5410-00-483-3995	50	23
5410-00-440-9971	26	2	5410-00-483-3996	50	29
5410-00-440-9972	30	18	5410-00-483-4004	9	1
5410-00-440-9974	27	26	5410-00-483-4404	9	1
	28	22	5410-00-483-4410	16	20
	29	54	5410-00-483-4418	26	47
	29	96		26	63
5410-00-440-9976	27	23		37	29
	28	19		38	75
	29	51	5410-00-483-4421	16	67
	29	93	5410-00-485-4730	47	28
5410-00-440-9979	24	13	5410-00-485-4732	47	31
5410-00-440-9981	24	9	5410-00-485-4742	14	1
5410-00-440-9984	24	5	5410-00-485-4744	45	1
5410-00-440-9988	24	14	5410-00-485-4746	45	10
5410-00-440-9989	32	8	5410-00-485-4747	45	16
5410-00-441-0005	32	15	5410-00-485-4748	45	13
5410-00-441-0036	32	7	5410-00-487-8915	16	101
5410-00-441-0153	48	15	5410-00-487-8916	50	12
5410-00-441-0367	48	13	5410-00-487-8918	11	1
5410-00-448-9611	26	23	5410-00-487-8924	11	1
5410-00-448-9660	26	40	5410-00-487-8925	12	1
5410-00-448-9709	37	13	5410-00-487-8926	12	1
5410-00-448-9710	33	1	5410-00-490-1782	22	12
5410-00-448-9827	29	36	5410-00-499-0689	35	58
5410-00-448-9840	29	41	5410-00-499-0743	48	8
5410-00-466-7400	25	1	5410-00-507-7110	10	1
5410-00-466-7401	25	45	5410-00-507-7202	46	7
5410-00-466-7407	25	11	5410-00-511-9722	47	20
	25	28	5410-00-511-9726	43	20
5410-00-466-7408	25	26	5410-00-511-9727	26	95
	25	9	5410-00-511-9728	39	29
5410-00-466-7410	25	23	5410-00-511-9742	47	25
5410-00-466-7411	25	50	5410-00-511-9743	45	5
541000-466-7413	25	1	5410-00-513-9788	38	20
5410-00-466-7414	22	1		41	13
5410-00-466-7429	23	85		38	98
5410-00-466-7434	43	22		41	86
5410-00-466-7438	23	80	5410-00-513-9789	50	20
5410-00-466-7445	23	84	5410-00-516-0838	42	31
5410-00-466-7447	31	39	5410-00-537-8834	42	31
5410-00-466-7452	40	1	5410-00-552-7645	37	23
5410-00-466-7453	38	79	5410-00-559-1432	48	14
5410-00-466-7454	38	72	5410-00-564-9060	26	69
5410-00-466-7455	23	58	5410-01-006-1557	42	23
	23	77	5410-01-021-0712	32	13
	29	59	5410-01-024-0193	36	32
	38	44	5410-01-025-7675	23	72
	41	43	5410-01-028-8656	38	37
5410-00-466-7459	42	55		41	30
5410-00-466-7460	33	1	5410-01-033-1272	38	103
5410-00-467-2528	23	107		41	92
	38	30	5410-01-035-1496	46	3
	41	23	5820-00-990-5354	41	4
5410-00-467-2531	23	25	5925-00401-1077	17	11
5410-00-467-2535	22	9	5925-00-781-0878	17	6
5410-00-467-2536	3	1	5925-00821-2109	17	8
5410-00-467-2537	3	1	5925-00-835-4431	17	10
5410-00-467-2539	2	1	5925-00-837-7944	17	9
5410-00-473-9800	4	1	5925-00-851-2849	17	4
5410-00-473-9801	5	1	5930)056-7779	4	7
5410-00-473-9816	7	1	5930-00-504-7320	1	57
5410-00-473-9817	26	68	5930-00-665-1514	16	75
5410-00-473-9826	26	21	5930-00-944-3756	5	7
5935-00-058-8945	3	6	5935-00-058-8941	2	6

**Section IV. INDEX-NATIONAL STOCK NUMBER AND REFERENCE
NUMBER CROSS-REFERENCE TO FIGURE AND ITEM NUMBER**

STOCK NUMBER	FIG.	ITEM	STOCK NUMBER	FIG.	ITEM
5935-00-058-8947	3	6	5940-00-615-6073	13	6
5935-00-058-8948	2	6	5940-00-644-8713	4	3
5935-00-062-2042	16	2		5	3
5935-00-137-4670	16	16		7	2
5935-00-203-3710	6	6		8	2
5935-00-220-1771	1	61		9	3
	79	10		2	
5935-00-221-8620	1	75		13	3
5935-00-439-0266	7	8		14	2
5935-00-578-2742	16	28		16	9
5935-00-755-3152	8	9		16	45
5935-00-812-5006	16	26		16	57
5935-00-818-5725	1	66	5940-00-686-8322	16	92
	1	66	5940-00-813-0698	19	17
	1	92	5940-00-863-1244	11	2
	1	100		12	2
5935-00-819-5759	16	36	5940-00-950-7784	16	100
5935-00-904-4469	1	102	5940-01-025-6141	51	4
	16	52		51	75
5935-00-975-3940	16	60		52	4
5935-00-982-0541	14	4		52	53
5935-01-022-5096	15	3	5945-00-776-1022	16	13
5935-01-022-9056	15	2	5945-00-776-1022	16	49
5935-01-023-5418	15	3	5961-00-782-7181	51A	20
5935-01-023-5897	14	7	5970-00-103-5463	42	82
5935-01-023-5913	12	5	5970-00-499-0833	9	5
5935-01-024-1875	6	5	5970-00-499-0863	16	24
5935-01-028-2607	5	6		16	37
5935-01-028-2608	7	6	5970-00-499-0864	8	10
5935-01-028-2608	10	6		16	12
5935-01-028-2609	7	7		16	38
	10	7	5970-00-501-7002	11	6
5935-01-035-6769	1	45	5970-00-501-7006	11	5
	1	62		12	4
	1	78		16	50
5940-00-113-8190	2	2	5970-00-826-3916	47	13
	16	102		47	17
5940-00-14-1310	16	104	5970-01-020-2092	16	25
5940-00-143-4773	16	118	5975-00-097-8510	1	56
5940-00-143-4774	7	3	5975-00-097-8511	1	43
	9	2		1	59
	10	3	5975-00-097-8512	1	40
	13	2	5975-00-156-3253	2	5
	13	6		4	5
	16	46		5	5
	16	68		6	4
	16	83		7	5
	16	107		8	4
5940-00-143-4777	4	2		10	5
	5	2		16	11
5940-00-143-5284	16	21		16	23
	16	33		16	48
	16	105		16	59
	6	130		16	111
5940-00-204-8966	1	3		16	123
	16	108	5975-00-499-0791	19	23
5940-00-236-1572	6	2	5975-00-553-6995	1	6
	16	34		1	11
	51A	14		1	83
5940-00-534-0970	12	2	5975-00-617-7138	51A	17
	13	2	5975-00-944-1499	2	4
	13	3		4	4
	13	6		5	4
	16	8		6	3
	16	69		7	4
	16	73		8	3
	16	84		9	4
	16	106		10	4
5940-00-546-4406	16	93		12	3
5940-00-551-4338	3	2		14	3
5940-00-556-7802	1	101		16	10
5940-00-557-1628	16	120		16	22
5940-00-557-1629	16	109		16	35
	16	121		16	47
	19	16		16	58
5940-00-557-4338	3	2		16	110
5940-00-507-342	2	16		16	122
5940-00-557-4345	2	3	5975-00-965-8334	1	77
	3	3	5975-01-017-5681	19	13
	16	103	5975-01-018-1880	41	56
	16	131	5975-01-020-2091	1	88
5940-00-615-6073	13	2	5999-00-879-8472	9	6

**Section IV. INDEX-NATIONAL STOCK NUMBER AND REFERENCE
NUMBER CROSS-REFERENCE TO FIGURE AND ITEM NUMBER**

STOCK NUMBER	FIG.	ITEM	STOCK NUMBER	FIG.	ITEM
6145-00-284-0657	2	8	9330-00-180-9642	28	7
	3	8		28	10
	16	27		28	16
	16	39		28	17
	16	113		28	30
	16	132		28	36
6145-00483-3975	1	72		29	13
6145-00-504-1015	19	18		29	23
6145-00-578-6594	2	7		29	37
	16	112		29	42
6145-00-578-6595	3	7		29	48
6145-00-578-6605	6	7		29	58
	7	10		29	70
	8	12		29	85
	1	8		29	91
	12	6		29	105
	13	4		29	112
	13	7		29	115
	14	5		30	15
	16	14		30	16
	16	51	9330-00-180-9642	31	16
	16	61		31	17
	16	85		31	18
	16	114		31	19
	16	124		31	20
	16	115		31	48
	5	8		31	55
	7	9		31	56
	8	11	9330-00-180-9642	34	14
	9	8		34	15
	10	8		34	16
	13	4		34	17
	13	7	9330-00-180-9642	37	19
	16	15		38	4
	16	40		38	57
	16	70		38	61
	16	74		38	66
	16	116		38	92
	16	125		38	93
6145-00-36-39861	4	8		38	107
	5	8		38	111
6150-00-661-0182	23	11		39	15
6150-00-772-6450	23	12		39	28
6150-00-804-6728	23	10		41	77
	26	76		41	80
6210-00-503-0493	16	78		41	96
6210-00-804-6728	1	28		41	99
6230-00-475-3297	19	5		41	102
6240-00-990-8293	19	2		42	10
6606-00-872-2076	29	114		42	11
	38	32		42	64
	41	25	9330-00-582-1966	42	73
6660-00-808-5999	1	84	9330-01-023-2032	31	15
6680-00-409-9261	51A	23	9390-00-105-6350	36	84
8305-00-782-6734	47	30		36	87
8315-01-020-5532	23	45	9390-01-017-9074	1	10
9320-00-143-8660	42	9	9390-01-017-9075	1	86
	42	68	9390-01-017-9076	1	18
9330-00-180-9642	22	11	9390-01-031-9537	25	66
	26	42		26	19
	27	20	9505-00-221-2650	1	2
	27	20		1	12
	27	44		1	80
	27	49		40	2
	27	54	9505-00-293-4208	40	2
	27	58			

**Section IV. INDEX-NATIONAL STOCK NUMBER AND REFERENCE NUMBER
CROSS-REFERENCE TO FIGURE AND ITEM NUMBER**

Reference No.	Mfg. Code	Figure No.	Item No.	Reference No.	Mfg. Code	Figure No.	Item No.
AB2103	19704	23	27	AD45H	07707	25	8
	07707					25	25
AD42H	07707	23	68		07707	26	94
	07707	25	42	AD52H	07707	27	24
	07707	25	57		07707	28	20
	07707	26	8		07707	29	52
	07707	26	46		07707	29	94
	07707	26	62	AD55H	07707	31	49
	07707	26	85	AD62H	07707	23	13
	07707	27	14		07707	30	8
	07707	27	17	AD64H	07707	23	5
	07707	27	22		07707	23	18
	07707	27	31		07707	23	31
	07707	27	41		07707	23	39
	07707	27	55		07707	23	47
	07707	28	14		07707	23	63
	07707	28	18		07707	23	65
	07707	28	27		07707	23	66
	07707	28	33		07707	23	78
	07707	29	2		07707	23	91
	07707	29	17		07707	23	108
	07707	29	20		07707	25	35
	07707	29	24		07707	25	44
	07707	29	50		07707	25	49
	07707	29	55		07707	25	51
	07707	29	65		07707	26	17
	07707	29	67		07707	26	28
	07707	29	74		07707	26	30
	07707	29	92		07707	26	35
	07707	30	17		07707	26	97
	07707	31	10		07707	27	4
	07707	31	13		07707	28	4
	07707	31	30		07707	29	8
	07707	31	44		07707	29	80
	07707	31	51		07707	31	33
	07707	37	28		07707	34	1
	07707	38	51		07707	34	3
	07707	38	73		07707	34	6
	07707	38	89		07707	34	8
	07707	39	13		07707	34	10
	07707	39	16		07707	34	12
	07707	39	26		07707	37	10
	07707	41	55		07707	37	12
AD43H	07707	26	39		07707	38	7
	07707	26	70		07707	38	105
	07707	26	72		07707	39	4
	07707	26	83		07707	39	18
	07707	26	91		07707	39	22
	07707	27	32		07707	41	35
	07707	27	45		07707	41	81
	07707	27	53		07707	41	94
	07707	29	3		07707	41	97
	07707	29	34		07707	42	17
	07707	29	39		07707	42	50
	07707	29	45		07707	42	66
	07707	29	62		07707	42	84
	07707	29	75	AD66H	07707	37	4
	07707	29	88		07707	38	54
	07707	29	102		07707	42	27
	07707	29	109		07707	42	35
	07707	31	2		07707	43	15
	07707	37	2	AD68H	07707	37	22
	07707	38	2	AIR1006	16632	22	2
	07707	38	5	AK42H	07707	37	27
	07707	38	51		07707	37	34
	07707	41	5		07707	38	51A
	07707	42	62	AK43H	07707	38	2A
AD44H	07707	23	2		07707	38	56
	07707	23	41		07707	41	5A
	07707	23	89	AK62H	07707	37	17
	07707	25	22	AK64H	07707	23	66A
	07707	25	39		07707	23	107A
	07707	26	93		07707	25	69
	07707	31	25		07707	37	15
	07707	31	45				
	07707	37	8	AMS3195	81343	22	
	07707	37	22		81343	48	
	07707	38	38	AMS3302	81343	16	
	07707	41	31		81343	18	
	07707	42	61		81343	32	
AD45H	07707	25	2				

**Section IV. INDEX-NATIONAL STOCK NUMBER AND REFERENCE NUMBER
CROSS-REFERENCE TO FIGURE AND ITEM NUMBER**

Reference No.	Mfg. Code	Figure No.	Item No.	Reference No.	Mfg. Code	Figure No.	Item No.
AMS3302	81343	35		AN833-8J	88044	52	25
	81343	35		AN924-12D	88044	21	5
AM15612	74545	1	45		88044	21	8
	74545	1	62		88044	21	26
	74545	1	78		88044	51	12
AM15613	74545	1	61	AN924-16J	88044	51	78
	74545	1	79	AN924-8J	88044	51	44
AM960C10L	88044	35	82		88044	52	9
AN3C4A	88044	18	12		88044	52	57
	88044	18	22	AN929-8J	88044	51	42
	88044	18	31		88044	51	55
	88044	18	32		88044	52	6
	88044	21	11		88044	52	55
	88044	21	19	AN929A16J	88044	51	6
	88044	35	2		88044	51	77
	88044	35	26	AN929A8J	88044	52	20
	88044	35	30	AN935-10	88044	26	75
	88044	35	36	AN939-12D	88044	21	7
	88044	35	56	AN939-16C	88044	51	22A
	88044	35	59	AN939-8J	88044	52	22
	88044	35	62	AN960-10	88044	1	4
	88044	35	81		88044	1	14
	88044	51	61		88044	1	22
	88044	51	65		88044	1	68
	88044	52	44		88044	1	82
	88044	52	48		88044	1	94
AN3C5A	88044	18	31		88044	26	14
	88044	35	71		88044	26	77
AN3H4A	88044	1	21		88044	43	8
AN316C6R	88044	36	10	AN960-10L	88044	23	9
	88044	36	17	AN960-416	88044	23	24
AN4-5A	88044	25	53		88044	42	13
AN4C5	88044	51	52	AN960-416L	88044	38	101
AN4C6A	88044	26	25		88044	41	90
	88044	26	87		88044	49	3
	88044		AN960-516		88044	23	97
AN6C-26A	88044	24	2	AN960-6	88044	1	26
AN6C24A	88044	24	10		88044	1	33
AN742-12	88044	21	13		88044	1	104
	88044	21	21		88044	23	42
AN742-16	88044	51	68		88044	26	33
AN742-8	88044	52	47		88044	48	3
AN804D12	88044	21	10	AN960-616	88044	24	3
AN804J168	88044	51	29		88044	24	11
AN804J8	88044	51	43	AN960C10L	88044	16	77
AN806D12	88044	21	18		88044	16	91
AN806J16	88044	51	17		88044	16	99
AN806J8	88044	52	35		88044	16	144
AN815-16C	88044	51	10		88044	18	15
	88044	51	20		88044	18	23
AN815-8C	88044	51	50		88044	18	33
AN818-12D	88044	21	15		88044	21	12
	88044	21	23		88044	21	20
AN818-16C	88044	51	7		88044	35	3
	88044	51	24		88044	35	27
	88044	51	70		88044	35	31
AN81&8C	88044	51	31		88044	35	37
	88044	51	35		88044	35	57
	88044	51	47		88044	35	60
	88044	51	58		88044	35	63
	88044	52	12		88044	35	72
	88044	52	17		88044	51	62
	88044	52	27		88044	51	66
	88044	52	32		88044	52	45
	88044	52	37		88044	52	49
	88044	52	41	AN960C4L	88044	8	6
AN824-8J	88044	51	56		88044	16	4
	88044	52	15		88044	16	18
	88044	52	21		88044	16	54
	88044	52	30	AN960C416	88044	33	6
AN832-16J	88044	51	7	AN960C416L	88044	51	53
	88044	51	14	AN960C6	88044	32	3
	88044	51	20A	AN960C6L	88044	16	30
	88044	51	79		88044	17	3
	88044	52	7		88044	25	6
AN832-8J	88044	52	56		88044	27	29
	88044	28	25				

**Section IV. INDEX-NATIONAL STOCK NUMBER AND REFERENCE NUMBER
CROSS-REFERENCE TO FIGURE AND ITEM NUMBER**

Reference No.	Mfg. Code	Figure No.	Item No.	Reference No.	Mfg. Code	Figure No.	Item No.	
AN960C6L	88044	29	15	A8-106	03481	22	15	
	88044	29	72	BCJ	08807	19	2	
	88044	30	12	BLDS6-30L12	84256	25	40	
	88044	31	58	BLS3LA04S	84256	44	4	
	88044	37	41		84256	45	4	
	88044	38	68	BLS5R16S	84256	24	6	
	88044	39	9	BLS5R23S	84256	24	7	
	88044	41	70	BN360-1032-1	73197	31	29	
	88044	42	7		73197	39	12	
	88044	36	9	BN360-428-1	73197	31	54	
AN960C616	88044	36	16	BN524-428-3-24	73197	39	20	
AN960C616L	88044	16	137	BN527-428-3	73197	23	384	
AN960C8L	88044	51	39		73197	38	14	
A10B116	03481	26	78	BN528-428-1-24	73197	23	62	
A10B130	03481	41	101		73197	27	50	
	03481	25	41		73197	28	31	
	03481	27	27		73197	30	10	
	03481	28	23		73197	31	35	
	03481	29	43		73197	37	43	
	03481	29	107		73197	38	55	
	03481	30	14		73197	38	110	
	03481	31	24		73197	41	40	
	03481	34	18		73197	41	100	
	03481	37	39		73197	42	60	
	03481	38	109	BN528-428-2-24	73197	25	15	
	03481	39	21		73197	25	38	
	03481	41	68		73197	26	24	
	03481	42	74		73197	29	49	
	03481	42	83		73197	29	106	
A10B166	03481	51	67	BN528-428-3-24	73197	23	30	
	03481	42	49		73197	23	38	
	03481	42	76		73197	25	56	
	A10B80	03481	31	60		73197	26	90
		03481	42	65		73197	38	88
	A10K166	03481	38	15	BN528-428-5-24	73197	23	30
		84256	27	15		73197	23	30A
	A3S3B1-040	84256	29	25		73197	25	48
		84256	29	66	BN528-524-1-14	73197	23	102
		03481	38	48		73197	42	19
A37B200	03481	41	44		73197	23	101	
	03481	42	18	BR6080-702	17023	1	28	
A37B211	03481	42	48	BR6080-702-10	17023	1	28A	
	03481	42	79	BR6080-702-11	17023	1	28B	
	03481	42	92	BR6080-702-12	17023	1	28C	
	84256	26	92	BR6080-702-13	17023	1	28R	
	03481	37	36	BR6080-702-2	17023	1	28G	
	03481	26	49	BR6080-702-3	17023	1	28Q	
	03481	26	65	BR6080-702-4	17023	1	28P	
	03481	38	78	BR6080-702-5	17023	1	28M	
	03481	41	58	BR6080-702-6	17023	1	28N	
	03481	25	18	BR6080-702-7	17023	1	28F	
A5S3B2-040	03481	25	37	BR6080-702-8	17023	1	28H	
	03481	27	39	BR6080-702-9	17023	1	28J	
	03481	29	31	BW871-4	28419	31	50	
	03481	29	100	B1900-613	82240	26	5	
	03481	29	75					
A6B106	03481	42	75					
A6B160	03481	42	75					
A6B75	03481	25	18					
	03481	25	37					
	03481	27	39					
	03481	29	31					
	03481	29	100					
A8B160	03481	42	75					

**Section IV. INDEX-NATIONAL STOCK NUMBER AND REFERENCE NUMBER
CROSS-REFERENCE TO FIGURE AND ITEM NUMBER**

Reference No.	Mfg. Code	Figure No.	Item No.	Reference No.	Mfg. Code	Figure No.	Item No.
B1900-696	82240	26	80		81348	29	115
	82240	26	84		81348	30	15
B6	09094	23	53		81348	30	16
	09094	23	72		81348	31	16
CLASS 18-8AN	81349	51	26		81348	31	17
CLASS 18-8AJ	81349	52	39		81348	31	18
CLASS 18-BAN	81349	51	33		81348	31	19
	81349	51	37		81348	31	20
	81349	51	49		81348	31	48
	81349	51	60		81348	31	55
	81349	52	14		81348	31	56
	81349	52	19		81348	34	14
	81349	52	29		81348	34	15
	81349	52	34		81348	34	16
	81349	52	43		81348	34	17
CLASS 302-304	81349	51	72		81348	37	19
DAM3W3S	77820	9	7		81348	38	4
DM53744-6	77820	9	6		81348	38	57
EAB700D6	81996	1	19		81348	38	61
EAB700D8	81996	1	20		81348	38	66
FC12T10	08806	1	28D		81348	38	92
FC8T9	08806	1	28E		81348	38	93
GH4	72794	30	4		81348	38	107
	72794	31	36		81348	38	111
HPSIID12VDC	77342	51A	21		81348	39	15
H251-695	98003	27	25		81348	39	28
	98003	28	21		81348	41	77
	98003	29	53		81348	41	80
	98003	29	95		81348	41	96
JTOOP12-3S	77820	16	7		81348	41	99
LP513	81348	22	11		81348	41	102
	81348	26	42		81348	42	10
	81348	27	10		81348	42	11
	81348	27	20		81348	42	64
	81348	27	44	LS1950	04034	51A	23
	81348	27	49	LT1504	84256	44	2
	81348	27	54		84256	45	2
	81348	27	58	L12T4V	84256	24	8
	81348	28	7	MDA920A6	04713	51A	20
	81348	28	10	MI-060-045-171	01295	5	7
	81348	28	16	MIL-C43256	81349	44	
	81348	28	17		81349	45	
	81348	28	30	MIL-C-43256-1-8	81349	45	20
	81348	28	36	MIL-C-43285	81349	31	
	81348	29	13		81349	47	
	81348	29	23	MIL-C-5454	81349	36	
	81348	29	37	MIL-F-21840	81349	31	
	81348	29	42		81349	44	
	81348	29	48	MIL-S-6855	81349	26	
	81348	29	58	MIL-W-4088	81349	45	
	81348	29	70	MIL-W-6878-D16	81349	51A	16
	81348	29	85	MILC43256	81349	47	
	81348	29	91	MILC43285	81349	47	
	81348	29	105		81349	49	
	81348	29	112	MILF21840	81349	47	
	81349	49					

**Section IV. INDEX-NATIONAL STOCK NUMBER AND REFERENCE NUMBER
CROSS-REFERENCE TO FIGURE AND ITEM NUMBER**

Reference No.	Mfg. Code	Figure No.	Item No.	Reference No.	Mfg. Code	Figure No.	Item No.
MILF21840	81349	50			96906	26	79
MILR30500	81349	47	15		96906	35	9
	81349	47	19		96906	35	11
MS1562-145	96906	23	1		96906	35	17
MS16562-238	96906	36	39		96906	35	19
MS16995-35	96906	33	2	MS20426AD4-6	96906	32	9
	96906	33	15		96906	32	20
MS16998-48	96906	33	4		96906	48	9
	96906	33	17	MS20426AD4-8	96906	32	12
MS17821-2-9	96906	1	87		96906	48	12
	96906	3	5	MS20426AD6-5	96906	22	12A
	96906	4	5		96906	30	19
MS17822-1-9	96906	3	4	MS20426AD6-7	96906	23	117
	96906	4	4		96906	23	125
MS17987C414	96906	23	54		96906	23	132
	96906	23	73		96906	39	1A
MS17987-516	96906	24	6	MS20426AD6-9	96906	23	81
MS18064-10	96906	38	36		96906	23	86
	96906	39	29	MS20427-6C10	96906	43	2
MS2001P8-6112	96906	39	2	MS20427-6C13	96906	43	3
MS2001P8-7200	96906	39	2	MS20427-6C14	96906	43	19
MS20253P5-7200	96906	23	21	MS20427AD6C10	96906	43	17
	96906	23	51	MS20427AD6C16	96906	43	18
	96906	31	40	MS2046AD4-6	96906	48	20
MS20253P5-8618	96906	27	2	MS20470AD3-5	96906	35	52
MS20253P5-9600	96906	28	2		96906	35	76
	96906	29	5	MS20470AD3-7	96906	35	45
MS20257C4-4800	96906	35	53	MS20470AD4-4	96906	29	26
MS20257C5-7200	96906	35	77		96906	29	86
MS20257P4-1300	96906	18	10	MS20470AD4-5	96906	18	8
MS20257P4-7200	96906	35	6		96906	18	20
MS20392-1C25	96906	32	4		96906	35	66
	96906	48	4	MS20470AD5-7	96906	23	65
MS20392-10C39	96906	36	6	MS20601AD4W2	96906	35	94
MS20392-7C73	96906	36	34	MS20613-6C24	96906	47	23
MS20426AD3-4	96906	1	37	MS20819-12D	96906	21	16
	96906	1	53		96906	21	24
	96906	18	5	MS20819-16J	96906	51	25
	96906	18	27		96906	51	71
	96906	18	46	MS20819-8J	96906	51	32
	96906	18	48		96906	51	36
	96906	18	52		96906	51	48
	96906	35	41		96906	51	59
	96906	35	88		96906	52	13
MS20426AD3-5	96906	35	50		96906	52	18
	96906	35	5		96906	52	28
	96906	35	41		96906	52	33
	96906	35	52A		96906	52	38
	96906	35	91		96906	52	42
MS20426AD3-6	96906	35	48	MS20995C20	96906	1	2
	96906	35	68		96906	1	12
MS20426AD3-7	96906	35	48		96906	1	80
MS20426AD4-5	96906	18	18	MS20995C32	96906	40	2
	96906	18	35	MS21044C04	96906	16	5
	96906	26	4		96906	16	19

**Section IV. INDEX-NATIONAL STOCK NUMBER AND REFERENCE NUMBER
CROSS-REFERENCE TO FIGURE AND ITEM NUMBER**

Reference No.	Mfg. Code	Figure No.	Item No.	Reference No.	Mfg. Code	Figure No.	Item No.
	96906	16	55		96906	1	56
	96906	16	88		96906	1	76
	96906	16	96		96906	25	4
	96906	16	141		96906	42	5
MS21044C06	96906	16	31	MS24693C272	96906	31	28
	96906	16	43	MS24693C28	96906	16	133
	96906	16	34		96906	18	43
MS21044C08	96906	51	38		96906	29	28
MS21044C3	96906	18	24		96906	29	97
	96906	18	34	MS24693C29	96906	1	29
	96906	51	63	MS24693C294	96906	29	7
	96906	52	46		96906	29	79
MS21044N04	96906	1	34	MS24693C30	96906	27	36
	96906	1	50	MS24693C4	96906	16	3
	96906	1	65		96906	16	87
	96906	1	91		96906	16	95
	96906	1	99		96906	16	140
	96906	8	7	MS24693C50	96906	19	9
MS21044N06	96906	1	34	MS24693C99	96906	33	7
	96906	1	105	MS24693S23	96906	1	39
MS21044N3	96906	1	5		96906	1	42
	96906	1	69		96906	1	56
	96906	1	95		96906	1	76
MS21044N3	96906	43	9	MS24693S25	96906	1	29
MS21044N4	96906	38	83		96906	2	41
MS21044N6	96906	24	12	MS24693S140	96906	23	12
MS21104C8	96906	51	64	MS24693S272	96906	38	19
MS21209C0815	96906	19	24		96906	41	12
MS21251-BL	96906	40	4	MS24693S276	96906	38	16
MS21260-7LH	96906	40	7		96906	41	9
MS21318-14	96906	16	62	MS24693S28	96906	1	31
	96906	20	1		96906	1	44
MS21318-23	96906	36	35		96906	1	46
MS21919H12	96906	1	23		96906	1	51
MS21919H14	96906	1	24		96906	1	58
MS21984-50	96906	17	4		96906	1	73
MS24510-10	96906	17	10		96906	1	76
MS24510-15	96906	17	8		96906	36	19
MS24510-5	96906	17	9		96906	37	25
MS2458MS24584-40	69606	41	27		96906	37	40
MS24584-55	96906	23	7		96906	38	67
MS24621-43	96906	47	21		96906	38	70
MS24622-10	96906	51	2	MS24693S296	96906	38	8
	96906	51	73		96906	41	7
	96906	52	2		96906	41	38
MS24665-132	96906	48	2	MS24693SA98	96906	25	10
	96906	32	2		96906	25	27
MS24665-283	96906	36	33		96906	25	67
MS24665-285	96906	36	5	MS24693S30	96906	25	16
MS2469S30	96906	25	32		96906	37	31
MS24693A271	96906	42	87	MS24693S300	96906	36	25
MS24693C26	96906	1	39	MS24693S52	96906	22	6
	96906	1	41	MS24694C100	96906	25	12
	96906	1	42		96906	25	20
					96906	25	29

**Section IV. INDEX-NATIONAL STOCK NUMBER AND REFERENCE NUMBER
CROSS-REFERENCE TO FIGURE AND ITEM NUMBER**

Reference No.	Mfg. Code	Figure No.	Item No.	Reference No.	Mfg. Code	Figure No.	Item No.
MS24694C47	96906	23	33	MS27983-3	96906	50	15
MS24694C49	96906	1	27		96906	50	26
MS24694C50	96906	39	11	MS27983-4	96906	50	16
MS25036-118	96906	16	103		96906	50	27
MS25036-119	96906	16	104	MS28741-12-0720	96906	21	3
MS25036-122	96906	2	2	MS28778-12	96906	21	6
	96906	16	102		96906	21	9
MS25036-152	96906	13	2	MS28778-16	96906	51	9
	96906	13	6		96906	51	11
MS25036-156	96906	16	120		96906	51	13
MS25036-157	96906	4	2		96906		15
MS25036-157	96906	5	2		96906		18
MS250383-2BB6	96906	23	12		96906	51	21
MS25043-20D	96906	1	75		96906	51	21A
MS25043-22D	96906	16	16		96906	51	28
MS25043-24C	96906	16	28	MS28778-8	96906	51	45
MS25082-4	96906	32	6		96906	51	51
	96906	48	6		96906	52	10
MS25083-2BB10	96906	23	11		96906	52	24
MS25083-2BB8	96906	23	10	MS3MS35333-39	96906	41	19
	96906	26	76	MS3100R22-20S	96906	7	8
MS25171-1S	96906	1	6	MS3102R20-15S	96906	8	9
	96906	1	11	MS3102R22-22S	96906	16	26
	96906	1	83		96906	16	28
MS25226-4-5	96906	16	92	MS3102R24-22S	96906	16	36
MS27039C0807	96906	22	8	MS3106R22-20P	96906	6	5
MS27125-12	96906	4	8	MS3110P12-3P	96906	14	4
	96906	5	8	MS3110P12-3S	96906	16	60
MS27130-13	96906	19	21	MS3181-12C	96906	1	102
MS27183-10	96906	29	11		96906	16	52
	96906	29	83	MS3367-2-9	96906	2	5
	96906	38	12		96906	4	5
	96906	38	23		96906	5	5
	96906	38	64		96906	6	4
	96906	38	96		96906	7	5
	96906	41	16		96906	8	4
	96906	41	37		96906	10	5
	96906	41	61		96906	16	11
	96906	41	85		96906	16	23
	96906	42	54		96906	16	48
MS27183-12	96906	42	16		96906	16	59
	96906	42	22		96906	16	111
MS27183-14	96906	23	111		96906	16	123
	96906	36	3	MS3368-1-9A	96906	2	4
MS27184-8	96906	38	27		96906	4	4
	96906	41	20		96906	5	4
MS27183-9	96906	30	7		96906	6	3
MS27212-2-11	96906	16	100		96906	7	4
MS27212-2-5	96906	16	93		96906	8	3
MS27255-1	96906	16	13		96906	9	4
	96906	16	49		96906	10	4
MS27983-1	96906	50	17		96906	12	3
	96906	50	24		96906	14	3
MS27983-2	96906	50	18		96906	16	10
	96906	50	25		96906	16	22

**Section IV. INDEX-NATIONAL STOCK NUMBER AND REFERENCE NUMBER
CROSS-REFERENCE TO FIGURE AND ITEM NUMBER**

Reference No.	Mfg. Code	Figure No.	Item No.	Reference No.	Mfg. Code	Figure No.	Item No.
	96906	16	35	MS35338-138	96906	16	90
	96906	16	47		96906	16	98
	96906	16	58		96906	16	143
	96906	16	110	MS35338-141	96906	16	136
	96906	16	122	MS35338-42	96906	38	35
MS35058-22	96906	16	75		96906	41	28
MS35206-217	96906	8	5	MS35338-43	96906	26	11
MS35206-30	96906	26	32	MS35338-44	96906	41	3
MS35340-33					96906	47	10
MS35207-261	96906	47	9	MS35489-96	96906	36	18
MS35207-262	96906	26	13	MS35650-302	96906	16	89
MS35207-265	96906	26	13		96906	16	97
MS35207-279	96906	23	40		96906	16	142
	96906	26	22	MS51519A6S	96906	51	10
	96906	29	9	MS51861-14C	96906	52	51
	96906	31	34	MS51957-16	96906	16	53
	96906	31	53	MS51957-17	96906	1	32
MS35207-281	96906	27	5		96906	1	48
	96906	28	5		96906	1	63
	96906	30	5		96906	1	89
	96906	38	53		96906	1	97
MS35207-285	96906	27	12		96906	16	17
	96906	28	11	MS51957-28	96906	1	32
MS35219-55	96906	26	10		96906	17	2
	96906	26	74		96906	25	5
MS35224-62	96906	41	18		96906	26	43
MS35224-67	96906	31	21		96906	26	59
MS35226-67	96906	1	3		96906	27	28
	96906	1	13		96906	28	94
	96906	1	81		96906	30	11
MS35275-231	96906	35	29		96906	31	57
	96906	35	33		96906	37	25
MS35333-38	36906	19	4		96906	37	40
	96906	19	15		96906	38	67
MS35333-39	96906	23	8		96906	38	70
	96906	38	26		96906	39	8
MS35333-40	96906	23	23		96906	41	52
	69606	23	36		96906	41	63
	96906	23	60		96906	41	65
	96906	25	54		69606	41	69
	96906	26	26		96906	41	72
	96906	26	88		96906	42	6
	96906	29	10	MS51957-29	96906	16	41
	96906	29	82	MS51957-30	96906	1	25
	96906	30	6		96906	1	103
	96906	38	11	MS51957-31	96906	16	29
	96906	38	22	MS51957-43	96906	19	14
	96906	38	63	MS51957-45	96906	19	3
	96906	38	95	MS51957C28	96906	29	14
	96906	38	100		96906	29	71
	96906	41	15	MS51958-64	96906	16	76
	96906	41	60		96906	18	14
	96906	41	84	MS51958-67	96906	1	67
	96906	41	89		96906	1	93
	96906	42	53				
MS35333-41	96906	42	21				
MS35333-42	96906	23	110				

**Section IV. INDEX-NATIONAL STOCK NUMBER AND REFERENCE NUMBER
CROSS-REFERENCE TO FIGURE AND ITEM NUMBER**

Reference No.	Mfg. Code	Figure No.	Item No.	Reference No.	Mfg. Code	Figure No.	Item No.
MS5196C-86	96906	32	5		81349	10	8
	96906	48	5		81349	13	4
MS51964-48	96906	36	28		81349	13	7
MS51967-2	96906	33	5		81349	16	15
MS5196&8	96906	15	135		81349	16	40
MS51971-1	96906	49	2		81349	16	70
MS63033-6-4093	96906	45	7		81349	16	74
MS63033-6-4096	96906	44	8		81349	16	116
	96906	45	8		81349	16	125
MS63033-7-4093	96906	44	7	M5086-2-16-9	81349	6	7
	96906	44	3		81349	7	10
	96906	44	14		81349	8	12
MS87006-3	96906	45	3		81349	11	8
	96906	45	21		81349	11	8
MS90725-60	96906	23	109		81349	12	6
MS90726-3	96906	38	21		81349	12	6
	96906	38	99		81349	13	4
	96906	41	14		81349	13	7
	96906	41	88		81349	14	5
MS90726-33	96906	42	20		81349	16	14
MS90726-34	96906	42	15		81349	16	51
MS90726-6	96906	38	62		81349	16	61
	96906	38	82		81349	16	85
	96906	38	85		81349	16	114
	96906	41	2		81349	16	124
	96906	41	36	M5086-2-4-9	81349	3	7
	96906	41	59		81349	3	7
	96906	41	83	M5086-2-6-9	81349	2	7
	96906	42	12		81349	2	7
MS9072&60	96906	23	55		81349	16	112
	96906	23	74	M5086-2-8-9	81349	2	8
MS90726-65	96906	36	8		81349	2	8
	96906	36	15		81349	3	8
MS90726-7	96906	23	22		81349	3	8
MS90726-8	96906	23	22A		81349	16	27
	96906	23	35		81349	16	39
	96906	23	59		81349	16	113
	96906	42	24		81349	16	132
	96906	42	32	NAS10021N6	80205	24	4
	96906	42	52	NAS1031A3	80205	35	69
	96906	43	12		80205	35	89
MS90727-23	96906	23	96	NAS1031C06	80205	18	28
MS90727-64	96906	36	1	NAS1031C08	80205	18	30
MS9076-6	96906	38	94	NAS1031C3	80205	18	29
MS9101-06	96906	52	50		80205	18	47
MS9320-10	96906	42	25	NAS1032A3	80205	35	90
	96906	42	33	NAS1033C3	80205	18	53
	96906	43	13	NAS1068A06L	80205	1	36
MVT89029AIS1863V	96906	22	4		80205	1	54
M1-060-040-1-7-1	01295	4	7	NAS1102-5-12	80205	23	98
	01295	5	7	NAS1103-17	80205	43	7
M5086-2-10-9	81349	16	115	NAS1103-7	80205	43	6
M5086-2-12-9	81349	5	8	NAS1105-4	80205	23	96
	81349	7	9	NAS1329A06B241	80205	35	35
	81349	8	11	NAS1329A3B80	80205	26	12
	81349	9	8		80205	26	50

**Section IV. INDEX-NATIONAL STOCK NUMBER AND REFERENCE NUMBER
CROSS-REFERENCE TO FIGURE AND ITEM NUMBER**

Reference No.	Mfg. Code	Figure No.	Item No.	Reference No.	Mfg. Code	Figure No.	Item No.
	80205	26	56	SR11-2	28520	51A	17
	80205	26	58	S47	79220	51A	5
NAS620-5L	80205	1	33	S5815	65586	1	16
	80205	1	49	VHC250-695	98003	23	34
	80205	1	64	V87XZOOW379	53477	44	16
	80205	1	90	YAEV4CL2	09922	3	2
	80205	1	98	YAEV8CL	09922	16	21
NAS620C6L	80205	16	42		09922	16	33
	82240	25	36		09922	16	105
N03	82240	29	18		09922	16	130
	82240	29	63	YAEV8CL3	09922	2	3
OP911-505	81872	16	138		09922	3	3
OP911-506	81872	16	145		09922	16	131
PC105	26066	47	13	Z-Z-R-765	81348	31	
	26066	47	17		81348	42	9
PRC19	83574	23	46	ZSP2-216	98376	29	114
PRC480	83574	23	46A		98376	38	32
PTOOP18-5S	77820	7	6		98376	41	25
PTOOP18-5SY	77820	7	7	ZSP3-003-1	98376	30	20
	77820	10	7		98376	37	14
PTOOP185S	77820	10	6	ZXB	752B2	19	13
PT06P14-5S	77820	6	6	ZZ-R-765	81348	25	
PT06P18-5P	77820	4	6	ZZ-R-765A	81348	42	
	77820	19	12	ZZ-R765	81348	29	
PT06P18-5PY	77820	5	6		81348	42	9
PT512	65586	1	8		81348	42	68
PT615	65586	1	84	ZZ-R765A	81348	42	
QQ-A200-8	81348	23		ZZR765	81348	23	
	81348	29			81348	26	
	81348	39			81348	27	
QQ-A200-9	81348	28			81348	29	
	81348	29		Z24-30-24	98376	38	104
	81348	34			98376	41	93
	81348	34		Z48-72-30	98376	38	40
	81347	38			98376	41	33
	81348	39		Z78-104816	98376	27	11
	81348	41			98376	28	37
	81348	42		OP158-3	96603	38	102
	81348	42		01032007	11159	38	80
QQ-A250-11	81337	41		03343	17023	1	28K
	81348	38		03889-2	17023	1	28L
	81348	39		1-6611-31	94534	45	21
	81348	41		1-661124	94534	22	13
QS200M325	08484	51	40	10-101960-18-3	77820	1	66
SLT567-2	02254	36	41		77820	1	92
SL210-06-1	97393	18	44		77820	1	100
SP2152	96603	46	2	10-241800-127	77820	16	2
SP2158-3	96903	41	91	10-32	78189	51A	8
SP2804-2	96603	25	55	10-32X1/21NLG	51913	51A	7
	96603	42	26	10-32X5/16SLF-LKG	71838	51A	11
	96603	42	34	10-36675-44	77820	1	70
	96603	43	14		77820	1	96
				10-437032-79G	77820	15	3
				10-437032-79P	77820	15	3
				10-437132-79H	77820	15	2

**Section IV. INDEX-NATIONAL STOCK NUMBER AND REFERENCE NUMBER
CROSS-REFERENCE TO FIGURE AND ITEM NUMBER**

Reference No.	Mfg. Code	Figure No.	Item No.	Reference No.	Mfg. Code	Figure No.	Item No.
10-437132-79S	77820	15	2	1604-0412	19738	27	21
10-4372-32-79G	77820	2	6		19738	27	42
10-437232-79P	77820	3	6		19738	27	46
10-437332-79H	77820	2	6		19738	27	52
10-437332-79S	77820	3	6		19738	27	56
10-580707	77820	2	9		19738	28	9
10-580707	77820	3	9		19738	28	13
100124-1	51913	36	14		19738	28	28
100400	51913	51A	24		19738	28	34
103E-I	31404	47	11		19738	29	21
105EI	31404	47	11		19738	29	35
107	75165	51A	4		19738	29	40
10728-1	09284	51	54		19738	29	46
109	75165	51A	19		19738	29	56
180-D-200	51913	51A	1		19738	29	68
1180-D-201	51913	51A	3		19738	29	89
1180-D-202	51913	51A	6		19738	29	103
1180-D-202-1	51913	51A	9		19738	29	110
1180-D-202-3	51913	51A	10		19738	37	27
1180-D-203	51913	51A	13		19738	37	34
1180-D-2034-6	51913	51A	18		19738	38	42
1180-D-203-8	51913	51A	22		19738	38	49
1180-D-204	51913	51A	2		19738	38	74
180-D-205	51913	51A	25		19738	38	108
11934FW2	07679	26	73		19738	39	5
1230877-1	05699	23	120		19738	39	23
1230877-101	05699	23	113		19738	41	41
1230877-103	05699	23	128		19738	41	49
1230877-105	05699	23	121		19738	41	54
1230877-11	05699	23	124		19738	41	75
1230877-13	05699	23	118		19738	41	76
	05688	23	126		19738	42	41
	05699	23	136		19738	42	77
1230877-15	05699	23	119	1604-0613	19738	23	115
	05699	23	135		19738	23	123
1230877-17	05699	23	114		19738	23	130
1230877-119	05699	23	129	1604-0615	19738	23	115
1230877-21	05699	23	122		19738	23	123
1230877-23	05699	23	134		19738	23	130
1230877-25	05699	23	133		19738	25	19
1230877-3	05699	23	137		19738	26	36
1230877-5	05699	23	127		19738	29	113
1230877-7	05699	23	116		19738	35	55
1230877-9	05699	23	131		19738	37	15
12500562	02697	36	42		19738	37	17
1252	77969	35			19738	38	31
13217E3850	97403	23	6		19738	38	58
13217E3872	97403	23	14		19738	41	24
13217E3892	97403	15	1				
13217E3893	97403	15	1				
144501-1	51913	3	6				
144501-2	51913	3	6				
144502-1	51913	2	6				
144502-2	51913	2	6				
1538-001-20	76374	17	6				
1601-613	19738	23	115				
	19738	23	123				
	19738	23	130				
1604-0412	19738	23	104				
	19738	25	61				
	19738	26	20				
	19738	26	45				
	19738	26	61				
	19738	26	66				
	19738	27	9				
	19738	27	16				

**Section IV. INDEX-NATIONAL STOCK NUMBER AND REFERENCE NUMBER
CROSS-REFERENCE TO FIGURE AND ITEM NUMBER**

Reference No.	Mfg. Code	Figure No.	Item No.	Reference No.	Mfg. Code	Figure No.	Item No.
	19738	41	45		00779	13	6
	19738	41	51		00779	16	46
	19738	41	78		00779	16	68
	19738	42	3		00779	16	83
	19738	42	69		00779	16	107
	19738	42	71	31900	00779	4	3
	19738	42	80		00779	5	3
1800-0120-04375	96652	24	5A		00779	7	2
181S	73586	19	19		00779	8	2
1992	83478	29	33		00779	9	3
2-135	02697	51A	12		00779	10	2
2-160AS	06315	38	37		00779	13	3
	06315	41	30		00779	14	2
2013	93785	35	12		00779	16	9
2013A	93785	35	20		00779	16	45
2061-4590	95900	26	57	32000007	11159	38	81
	95900	37	38	32445	00779	6	2
2201	99879	46	3		00779	51A	14
2217	94535	46	13		00779	16	34
2235-2236	94535	46	9	36149	00779	19	17
2540-2-1	07811	51	27	4-40X5/16INLG	51913	51A	15
28-1C	76691	36	13	41-17352-1	26590	36	20
	76691	36	22		26590	51	4
	76691	51	3		26590	51	75
	76691	51	74		26590	52	4
	76691	52	3		26590	52	53
	76691	52	52	444	71110	49	4
295100-2-200	85735	18	3	446RH	14557	38	84
295100-3-260	85735	35	16	4593	08805	16	81
295100-4-420	85735	35	40	4814-14-01	78189	30	3
	85735	35	75		78189	31	38
295168	85735	35	34	4879	1992220	25	58
	85735	35	67	5-4-1332-17-20	81337	48	1
31880	00779	11	2	5-4-1332-17-37	81337	48	16
	00779	12	2	5-4-1332-17-42	81337	48	17
31882	00779	11	3	5-4-1332-17-44	81337	48	21
	00779	16	108	5-4-1332-17-46	81337	48	19
31888	00779	16	109	5-4-1332-17-47	81337	48	18
	00779	16	121	5-4-1333-17-21	81337	48	8
	00779	19	16	5-4-1333-17-22	81337	48	14
31896	00779	16	118	5-4-1333-17-23	81337	48	11
31898	00779	12	2	5-4-1333-17-24	81337	48	10
	00779	13	2	5-4-1333-17-25	81337	48	13
	00779	13	3	5-4-1333-17-38	81337	48	15
	00779	13	6	5-4-1333-17-29	81337	48	15
	00779	16	8	5-4-1333-17-31	81337	48	7
	00779	16	69	5-4-1335-61-1	81337	31	8
	00779	16	73	5-4-1335-61-2	81337	31	5
	00779	16	84	5-4-1335-61-3	81337	31	6
	00779	16	106	5-4-1335-61-4	81337	31	7
31899	00779	7	3	5-4-1335-61-6	81337	31	9
	00779	9	2	5-4-1339-18-41	81337	42	30
	00779	10	3		81337	42	38
	00779	13	2	5-4-1339-18-42	81337	42	29
	00779	13	3		81337	42	37

**Section IV. INDEX-NATIONAL STOCK NUMBER AND REFERENCE NUMBER
CROSS-REFERENCE TO FIGURE AND ITEM NUMBER**

Reference No.	Mfg. Code	Figure No.	Item No.	Reference No.	Mfg. Code	Figure No.	Item No.
5-4-1339-18-43	81337	42	28		81337	50	32
	81337	42	36		81337	50	4
5-4-1339-2-125	81337	42	23	5-4-1603-9	81337	50	5
5-4-1339-2-135	81337	42	31	5-4-1603-9-2	81337	50	6
5-4-1340-18-19	81337	43	16	5-4-1604-5	81337	47	2
5-4-1340-18-26	81337	43	21	5-4-1604-5-1	81337	47	7
5-4-1340-2-94	81337	43	1	5-4-1604-5-2	81337	47	3
5-4-1341-18-11	81337	43	10	5-4-1604-5-3	81337	47	5
5-4-1341-18-15	81337	43	11	5-4-1604-5-4	81337	47	4
5-4-1341-18-23	81337	43	4	5-4-1604-5-5	81337	47	6
5-4-1341-18-24	81337	43	5	5-4-1605-8	81337	19	1
5-4-1341-18-25	81337	43	20	5-4-1605-8-2	81337	19	18
5-4-1342-19	81337	23	61	5-4-1606-8-3	81337	19	23
5-4-1342-5-120	81337	41	39	5-4-1606-8-4	81337	19	25
5-4-1349-18-22	81337	43	22	5-4-1606-8-6	81337	19	5
5-4-1601-1	81337	47	1	5-4-1606-8-7	81337	19	8
5-4-1601-19	81337	47	16	5-4-1606-8-8	81337	19	7
5-4-1601-20	81337	47	12	5-4-16.06-8-9	81337	19	6
5-4-1601-21	81337	47	14	5-4-1607-8-10	81337	19	20
	81337	47	18	5-4-1607-8-11	81337	19	22
5-4-1601-22	81337	47	33	5-4-1607-8-13	81337	19	11
5-4-1602-12	81337	47	27	5-4-1607-8-14	81337	19	10
5-4-1602-12-1	81337	47	28	5-4-1608-3	81337	47	20
5-4-1602-12-2	81337	47	31	5-4-1608-3-1	81337	47	26
5-4-1602-12-3	81337	47	30	5-4-1608-3-2	81337	47	22
5-4-1602-12-4	81337	47	29	5-4-1608-3-3	81337	47	25
5-4-16C2-7	81337	49	1	5-4-1640-1	81337	44	1
5-4-1602-7-1	81337	49	9	5-4-1640-15	81337	45	20
5-4-1602-7-2	81337	49	7	5-4-1640-16	81337	44	13
5-4-1602-7-5	81337	49	5	5-4-1640-2	81337	44	5
5-4-1602-7-6	81337	49	6	5-4-1640-2-1	81337	44	9
5-4-1602-7-7	81337	49	8	5-4-1640-2-2	81337	44	6
5-4-1603-10	81337	50	8	5-4-1640-3	81337	44	10
5-4-1603-10-1	81337	50	12	5-4-1640-4-1	81337	44	12
5-4-1603-10-2	81337	50	9	5-4-16403-2	81337	44	11
5-4-1603-10-3	81337	50	11		81337	45	11
5-4-1603-10-4	81337	50	10		81337	45	14
5-4-1603-11	81337	50	22		81337	45	18
5-4-1603-11-1	81337	50	29	5-4-1641-4	81337	44	15
5-4-1603-11-2	81337	50	28	5-4-1641-4-1	81337	44	18
5-4-1603-11-4	81337	50	23	5-4-1641-4-3	81337	44	17
5-4-1603-2	81337	50	1	5-4-1650-1	81337	45	1
5-4-1603-2-1	81337	50	31	5-4-1650-1-1	81337	45	5
5-4-1603-2-2	81337	50	2	5-4-1650-1-12	81337	45	16
5-4-1603-2-3	81337	50	3	5-4-1650-13	81337	45	19
5-4-1603-6	81337	50	14	5-4-1650-1-16	81337	45	17
5-4-1603-6-1	81337	50	20	5-4-1650-1-2	81337	45	9
5-4-1603-6-2	81337	50	19		81337	45	15
5-4-1603-6-7	81337	47	8	5-4-1650-1-3	81337	45	6
	81337	47	32	5-4-1650-1-6	81337	45	10
	81337	49	10	5-4-1650-1-7	81337	45	12
	81337	50	7	5-4-1650-1-9	81337	45	13
	81337	50	13	5-4-1661-1	81337	46	1
	81337	50	21	5-4-1661-1-1	81337	46	4
	81337	50	30	5-4-1662-1	81337	46	7

**Section IV. INDEX-NATIONAL STOCK NUMBER AND REFERENCE NUMBER
CROSS-REFERENCE TO FIGURE AND ITEM NUMBER**

Reference No.	Mfg. Code	Figure No.	Item No.	Reference No.	Mfg. Code	Figure No.	Item No.
5-4-1662-1-1	81337	46	14	5-4-2023-39	81337	23	90
5-4-1662-1-2	81337	46	11	5-4-2023-4-111	81337	38	72
5-4-1662-1-3	81337	46	8	5-4-2023-5-69	81337	41	66
5-4-1662-1-4	81337	46	12	5-4-2023-5-70	81337	41	53
5-4-1662-1-5	81337	46	10	5-4-2023-8-31	81337	26	44
5-4-1663-1	81337	46	5		81337	26	60
5-4-1663-2	81337	46	6	5-4-2025-24	81337	1	1
5-4-2001-113	81337	23	52	5-4-2028-23-29	81337	52	8
5-4-2003-119	81337	23	95		81337	52	23
5-4-2003-120	81337	23	93	5-4-2028-23-30	81337	21	5
5-4-2003-121	81337	23	94	5-4-2028-23-3	81337	51	8
5-4-2004-110	81337	23	76	5-4-2029-23-65	81337	51	5
5-4-2004-135	81337	23	57		81337	51	76
5-4-2004-58	81337	23	79		81337	52	5
5-4-2004-59	81337	23	92		81337	52	54
5-4-2005-49	81337	23	4	5-4-2032-6-10	81337	25	65
5-4-2006-53	81337	31	3	5-4-2032-6-13	81337	25	62
5-4-2007-69	81337	23	43	5-4-2032-6-14	81337	25	64
5-4-2008-136	81337	23	107B	5-4-2032-6-15	81337	25	63
5-4-2008-50	81337	23	106	5-4-2032-6-17	81337	25	46
5-4-2008-51	81337	23	105	5-4-2032-6-18	81337	25	60
5-4-2001-31	81337	23	85	5-4-2032-6-19	81337	25	59
5-4-2011-31-1	81337	23	88	5-4-2032-6-25	81337	25	47
5-4-2011-31-2	81337	23	82	5-4-2032-6-27	81337	25	3
	81337	23	87	5-4-2032-6-30	81337	25	9
5-4-2011-32	81337	23	80		81337	25	26
5-4-2011-32-1	81337	23	84	5-4-2032-6-31	81337	25	13
5-4-2011-32-3	81337	23	83		81337	25	30
5-4-2012-23-10	81337	51	69	5-4-2032-6-32	81337	25	14
5-4-2013-34-7	81337	22	3		81337	25	31
5-4-2014-52	81337	52	1	5-4-2032-6-34	81337	25	11
5-4-2015-35	81337	22	5		81337	25	28
5-4-2015-35-1	81337	22	14	5-4-2032-6-5	81337	25	52
5-4-2015-35-2	81337	22	16	5-4-2032-6-6	81337	25	45
5-4-2015-35-5	81337	22	9	5-4-2032-6-64	81337	25	68
5-4-2015-35-8	81337	22	11	5-4-2032-6-7	81337	25	50
5-4-2015-35-9	81337	22	10	5-4-2032-7-5	81337	25	52
5-4-2016-19-67	81337	32	1	5-4-2032-7-58	81337	25	68
5-4-2017-19-75	81337	32	21	5-4-2032-7-6	81337	25	45
5-4-2017-19-76	81337	32	17	5-4-2033-3	81337	37	1
5-4-2017-19-77	81337	32	19	5-4-2033-3-11	81337	37	19
5-4-2017-19-78	81337	32	18	5-4-2033-3-15	81337	37	23
5-4-2018-19-68	81337	32	16	5-4-2033-3-35	81337	37	20
5-4-2018-19-81	81337	32	8	5-4-2033-3-36	81337	37	21
5-4-2018-19-82	81337	32	14	5-4-2033-3-59	81337	37	22B
5-4-2018-19-83	81337	32	11	5-4-2033-3-6	81337	25	1
5-4-2018-19-84	81337	32	10	5-4-2033-3-60	81337	37	22A
5-4-2018-19-85	81337	32	13	5-4-2034-3-16	81337	37	13
5-4-2018-19-88	81337	32	15	5-4-2034-3-17	81337	37	11
5-4-2018-19-91	81337	32	7	5-4-2034-3-27	81337	37	29
5-4-2020	81337	51	1	5-4-2034-3-47	81337	37	42
5-4-2022-51	81337	31	4	5-4-2034-8-33	81337	26	47
5-4-2023-3-31	81337	37	26	5-4-2034-8-33	81337	26	63
	81337	38	71	5-4-2035-6-65	81337	25	70
	81337	41	73	5-4-2035-6-8	81337	25	23
5-4-2023-3-32	81337	37	33				
5-4-2023-3-33	81337	37	32				

**Section IV. INDEX-NATIONAL STOCK NUMBER AND REFERENCE NUMBER
CROSS-REFERENCE TO FIGURE AND ITEM NUMBER**

Reference No.	Mfg. Code	Figure No.	Item No.	Reference No.	Mfg. Code	Figure No.	Item No.
5-4-2035-7	81337	25	1	5-4-2049-14-12	81337	29	22
5-4-2035-7-59	81337	25	70		81337	29	69
5-4-2036-6-22	81337	25	24	5-4-2049-14-18	81337	29	16
5-4-2036-6-26	81337	25	7		81337	29	73
5-4-2037-5	81337	41	1	5-4-2049-14-47	81337	29	36
5-4-2037-5-10	81337	41	96	5-4-2049-14-48	81337	29	41
5-4-2037-5-11	81337	41	102	5-4-2049-14-52	81337	23	3
5-4-2037-5-62	81337	41	56		81337	29	27
5-4-2037-5-63	81337	41	71	5-4-2049-16-50	81337	29	87
5-4-2037-5-84	81337	41	42	5-4-2050-4	81337	38	1
5-4-2037-5-85	81337	41	34	5-4-2050-4-132	81337	38	45
5-4-2037-5-86	81337	41	50	5-4-2050-4-162	81337	38	69
5-4-2037-5-9	81337	41	99	5-4-2050-4-21	81337	41	80
5-4-2038-5-17	81337	41	98	5-4-2050-4-22	81337	38	93
5-4-2038-5-18	81337	41	95	5-4-2050-4-23	81337	38	4
5-4-2039-25	81337	35	1		81337	38	66
5-4-2041-2	81337	42	1	5-4-2050-4-24	81337	38	111
5-4-2041-2-35	81337	42	64	5-4-2050-4-25	81337	38	107
5-4-2041-2-41	81337	42	51	5-4-2050-4-26	81337	38	92
5-4-2041-2-43	81337	42	47	5-4-2050-4-29	81337	38	52
5-4-2041-2-44	81337	42	46		81337	38	91
5-4-2041-2-45	81337	42	45	5-4-2050-4-30	81337	38	50
5-4-2041-2-46	81337	42	44		81337	38	90
5-4-2041-2-47	81337	42	43	5-4-2050-4-31	81337	38	86
5-4-2041-2-48	81337	42	42	5-4-2050-4-33	81337	38	41
5-4-2041-2-49	81337	42	78	5-4-2050-4-35	81337	38	47
5-4-2041-2-50	81337	42	10	5-4-2050-4-36	81337	38	46
5-4-2041-2-51	81337	42	11	5-4-2050-4-38	81337	38	87
5-4-2041-2-52	81337	42	9	5-4-2050-4-41	81337	38	6
5-4-2041-2-53	81337	42	56	5-4-2051-4-181	81337	38	52A
5-4-2041-2-57	81337	42	8	5-4-2051-4-182	81337	38	90
5-4-2044-2-130	81337	42	39	5-4-2051-4-183	81337	38	91A
5-4-2044-2-36	81337	42	70	5-4-2051-4-27	81337	38	57
5-4-2044-2-37	81337	42	81		81337	41	77
5-4-2044-2-38	81337	42	85	5-4-20-51-4-28	81337	38	106
5-4-2044-2-39	81337	42	72	5-4-2051-4-37	81337	38	59
5-4-2044-2-40	81337	42	67		81337	41	79
5-4-2044-2-42	81337	42	63	5-4-2052-33	81337	21	1
5-4-2044-2-58	81337	42	59	5-4-2053-19	81337	31	1
5-4-2045-14	81337	29	1	5-4-2053-19-10	81337	31	48
5-4-2045-14-10	81337	29	23	5-4-2053-19-11	81337	31	20
	81337	29	70	5-4-2053-19-12	81337	31	18
5-4-2045-14-15	81337	29	19	5-4-2053-19-13	81337	31	19
	81337	29	64	5-4-2053-19-15	81337	31	59
5-4-2045-14-42	81337	29	57	5-4-2053-19-16	81337	31	15
	81337	29	90	5-4-2053-19-17	81337	31	17
5-4-2045-14-5	81337	29	37	5-4-2053-19-18	81337	31	16
	81337	29	115	5-4-2053-19-19	81337	31	52
5-4-2045-14-6	81337	29	112	5-4-2053-19-20	81337	31	32
5-4-2045-14-7	81337	29	48	5-4-2053-19-26	81337	31	47
	81337	29	105	5-4-2053-19-95	81337	31	55
5-4-2045-14-8	81337	29	58	5-4-2053-19-97	81337	31	56
	81337	29	91	5-4-2053-20	81337	31	1
5-4-2045-14-9	81337	29	13	5-4-2053-21	81337	31	1
	81337	29	85	5-4-2053-4-34	81337	38	43
5-4-2045-15	81337	29	1	5-4-2054-19-21	81337	31	11
5-4-2045-16	81337	29	61	5-4-2054-19-22	81337	31	12
5-4-2045-17	81337	29	61	5-4-2054-19-24	81337	31	46
5-4-2046-14-16	81337	29	30	5-4-2054-19-42	81337	31	26
	81337	29	99	5-4-2054-19-43	81337	31	22
5-4-2046-14-6	81337	29	42	5-4-2054-19-44	81337	31	27
5-4-2047-26	81337	36	4	5-4-2054-19-45	81337	31	23
5-4-2047-26-28	81337	36	21	5-4-2055-10	81337	27	1
5-4-2047-26-30	81337	36	12	5-4-2055-11	81337	27	1
5-4-2047-27	81337	36	4	5-4-2055-11-1	81337	27	59
5-4-2047-27-38	81337	36	11	5-4-2055-11-16	81337	27	20
5-4-2048-26-10	81337	36	40	5-4-2055-11-17	81337	27	49
5-4-2048-26-19	81337	36	38	5-4-2055-11-18	81337	27	54
5-4-2048-26-20	81337	36	23	5-4-2055-11-19	81337	27	58
5-4-2048-26-21	81337	36	37	5-4-2055-11-20	81337	27	44
5-4-2048-26-25	81337	36	24	5-4-2055-11-21	81337	27	34
5-4-2048-26-36	81337	36	7	5-4-2055-11-22	81337	27	7
5-4-2048-27-30	81337	36	27	5-4-2055-11-23	81337	27	19
5-4-2048-27-43	81337	36	26	5-4-2055-11-32	81337	27	10
5-4-2048-27-44	81337	36	30	5-4-2057-12	81337	28	1
5-4-2048-27-45	81337	36	31	5-4-2057-12-10	81337	28	30
5-4-2048-27-46	81337	36	29	5-4-2057-12-11	81337	28	16
5-4-2048-28	81337	23	56	5-4-2057-12-12	81337	28	36
	81337	23	75	5-4-2057-12-13	81337	28	17
5-4-2049-14-11	81337	29	4	5-4-2057-12-35	81337	28	15
	81337	29	76	5-4-2057-12-36	81337	28	35

**Section IV. INDEX-NATIONAL STOCK NUMBER AND REFERENCE NUMBER
CROSS-REFERENCE TO FIGURE AND ITEM NUMBER**

Reference No.	Mfg. Code	Figure No.	Item No.	Reference No.	Mfg. Code	Figure No.	Item No.
5-4-2057-12-37	81337	28	29	5-4-2079-113	81337	23	52
5-4-2057-12-39	81337	28	10		81337	23	71
5-4-2057-12-9	81337	28	7	5-4-2079-140	81337	23	101A
5-4-2057-13	81337	28	1	5-4-2079-19-36	81337	30	2
5-4-2058-12-19	81337	28	26		81337	31	37
5-4-2059-18	81337	30	1	5-4-2079-2-65	81337	42	40
5-4-2059-18-1	81337	30	22	5-4-2079-2-66	81337	42	2
5-4-2059-18-11	81337	30	13	5-4-2079-23-20	81337	51	19
5-4-2059-18-5	81337	30	15	5-4-2079-3-45	81337	26	57
5-4-2059-18-6	81337	30	16		81337	37	38
5-4-2059-8-17	81337	30	9	5-4-2079-4-129	81337	23	58
5-4-2060-22	81337	34	2		81337	23	77
5-4-2060-22-11	81337	34	9		81337	29	59
5-4-2060-22-2	81337	34	7		81337	38	44
5-4-2060-22-26	81337	34	13		81337	41	43
5-4-2060-22-3	81337	34	5	5-4-2079-4-130	81337	23	107
5-4-2060-22-4	81337	34	4		81337	38	30
5-4-2060-22-5	81337	34	11		81337	41	23
5-4-2060-22-6	81337	34	17	5-4-2079-4-159	81337	38	79
5-4-2060-22-7	81337	34	16	5-4-2079-8-58	81337	23	67
5-4-2060-22-8	81337	34	15		81337	25	20
5-4-2060-22-9	81337	34	14		81337	26	37
5-4-2061-24-262	81337	1	9		81337	37	16
5-4-2061-24-263	81337	1	17	5-4-2080-29-1	81337	23	29
5-4-2061-24-264	81337	1	10	5-4-2080-29-5	81337	23	28
5-4-2061-24-277	81337	1	18	5-4-2082-35-4	81337	22	12
5-4-2061-24-278	81337	1	86	5-4-2082-35-5	81337	22	12C
5-4-2061-24-280	81337	1	7	5-4-2082-35-6	81337	22	128
	81337	1	15	5-4-2083-19-1	81337	31	61
	81337	1	85	5-4-2084-14-195	81337	13	5
5-4-2061-40	81337	23	64	5-4-2084-24-186	81337	13	1
5-4-2062-41	81337	23	113	5-4-2084-24-187	81337	13	5
5-4-2062-41-2	81337	23	116	5-4-2084-24-188	81337	13	5
5-4-2062-41-5	81337	23	114	5-4-2084-24-189	81337	13	5
5-4-2062-42	81337	23	121	5-4-2084-24-190	81337	13	1
5-4-2062-42-2	81337	23	124	5-4-2084-24-191	81337	13	5
5-4-2062-42-4	81337	23	122	5-4-2084-24-192	81337	13	1
5-4-2062-43	81337	23	128	5-4-2084-24-193	81337	13	5
5-4-2062-43-2	81337	23	131	5-4-2084-24-194	81337	13	1
5-4-2063-47	81337	23	48	5-4-2084-24-196	81337	13	5
5-4-2063-67	81337	23	19	5-4-2084-24-197	81337	13	5
	81337	23	49	5-4-2084-24-198	81337	13	1
5-4-2063-8-18	81337	26	40	5-4-2084-24-199	81337	13	5
5-4-2063-8-38	81337	26	95	5-4-2084-24-200	81337	13	5
5-4-2064-55	81337	23	37	5-4-2084-24-201	81337	13	5
5-4-2065-8-11	81337	26	67	5-4-2084-24-202	81337	13	5
5-4-2065-8-14	81337	26	21	5-4-2084-24-203	81337	13	5
5-4-2065-8-15	81337	26	68	5-4-2084-24-204	81337	13	5
5-4-2065-8-16	81337	26	69	5-4-2084r24-205	81337	13	5
5-4-2066-4-106	81337	23	32	5-4-2084-24-206	81337	13	1
	81337	38	3	5-4-2084-24-207	81337	13	5
	81337	41	6	5-4-2084-24-208	81337	13	5
5-4-2066-4-176	81337	38	9	5-4-2084-24-209	81337	13	5
	81337	41	8	5-4-2084-24-210	81337	13	1
5-4-2067-29	81337	23	25	5-4-2084-24-211	81337	13	5
5-4-2067-29-9	81337	23	26	5-4-2084-24-212	81337	13	5
5-4-2068-30	81337	24	1	5-4-2084-24-213	81337	13	5
5-4-2068-30-1	81337	24	13	5-4-2084-24-214	81337	13	5
5-4-2068-30-2	81337	24	9	5-4-2084-24-215	81337	13	5
5-4-2068-30-3	81337	24	5	5-4-2084-24-216	81337	13	5
5-4-2068-30-4	81337	24	14	5-4-2084-24-217	81337	13	5
5-4-2070-118	81337	23	70	5-4-2084-24-218	81337	13	1
5-4-2070-56	81337	23	69	5-4-2084-24-219	81337	13	5
5-4-2071-8	81337	26	1	5-4-2084-24-220	81337	13	5
5-4-2071-9	81337	26	1	5-4-2084-24-221	81337	13	5
5-4-2072-8-7	81337	26	29	5-4-2084-24-222	81337	13	5
5-4-2072-8-8	81337	26	98	5-4-2084-24-223	81337	13	5
5-4-2073-8-17	81337	26	7	5-4-2084-24-224	81337	13	5
5-4-2073-8-28	81337	26	31	5-4-2084-24-225	81337	13	5
5-4-2073-8-32	81337	26	34	5-4-2084-24-226	81337	13	5
5-4-2073-8-9	81337	26	42	5-4-2084-24-227	81337	13	5
5-4-2073-8-96	81337	26	84	5-4-2084-24-228	81337	13	5
5-4-2077-4-121	81337	38	33	5-4-2084-24-229	81337	13	5
5-4-2077-4-123	81337	38	39	5-4-2084-24-230	81337	13	5
	81337	41	32	5-4-2084-24-231	81337	13	5
5-4-2077-5-73	81337	41	26	5-4-2084-24-232	81337	13	5
5-4-2078-57	81337	23	44	5-4-2084-24-233	81337	13	5
5-4-2078-57-3	81337	23	45	5-4-2084-24-234	81337	13	5
5-4-2079-110	81337	23	76	5-4-2084-24-235	81337	13	5

**Section IV. INDEX-NATIONAL STOCK NUMBER AND REFERENCE NUMBER
CROSS-REFERENCE TO FIGURE AND ITEM NUMBER**

Reference No.	Mfg. Code	Figure No.	Item No.	Reference No.	Mfg. Code	Figure No.	Item No.
5-4-2084-24-236	81337	13	5	5-4-2101-5-58	81337	41	57
5-4-2084-24-237	81337	13	1	5-4-2101-5-61	81337	41	64
5-4-2084-24-238	81337	13	5	5-4-2101-8-20	81337	26	48
5-4-2084-24-239	81337	13	5		81337	26	64
5-4-2084-24-240	81337	13	5		81337	41	67
5-4-2084-24-408	81337	16	67	5-4-2102-24-251	81337	1	59
5-4-2084-24-409	81337	16	71	5-4-2103-24-331	81337	16	1
5-4-2084-24-410	81337	16	72	5-4-2104-24-414	81337	16	86
5-4-2084-24-411	81337	16	129	5-4-2104-24-415	81337	16	94
5-4-2084-24-412	81337	16	128	5-4-2103-24-416	81337	16	126
5-4-2084-24-413	81337	16	127	5-4-2104-24-417	81337	16	139
5-4-2085-24-254	81337	1	35	5-4-2104-24-464	81337	16	78
5-4-2085-24-255	81337	1	38	5-4-2105-24-1	81337	18	1
5-4-2085-24-258	81337	1	52	5-4-2105-24-20	81337	18	45
5-4-2085-24-259	81337	1	55	5-4-2105-24-23	81337	18	4
5-4-2085-24-291	81337	1	30	5-4-2106-24-19	81337	18	49
5-4-2085-24-292	81337	1	47	5-4-2106-24-3	81337	18	25
5-4-2086-24-53	81337	2	1	5-4-2106-24-4	81337	18	54
5-4-2087-24-100	81337	7	1	5-4-2106-24-5	81337	18	51
5-4-2087-24-359	81337	16	44	5-4-2106-24-7	81337	18	50
5-4-2088-24-62	81337	3	1	5-4-2106-24-8	81337	18	26
5-4-2088-24-71	81337	3	1	5-4-2106-24-9	81337	18	6
5-4-2089-24-80	81337	4	1	5-4-2107-23-13	81337	51	16
5-4-2091-24-160	81337	8	1	5-4-2107-23-14	81337	51	22
5-4-2091-24-171	81337	8	10	5-4-2108-23-1	81337	52	16
	81337	16	12	5-4-2108-23-11	81337	52	40
	81337	16	38	5-4-2108-23-12	81337	51	34
	81337	16	6	5-4-2108-23-2	81337	51	46
5-4-2091-24-332	81337	11	1	5-4-2108-23-3	81337	51	30
5-4-2092-24-144	81337	11	5		81337	52	11
5-4-2092-24-145	81337	12	4		81337	52	26
	81337	16	50	5-4-2108-23-4	81337	51	23
	81337	11	6	5-4-2108-23-5	81337	52	31
5-4-2092-24-146	81337	11	1	5-4-2108-23-6	81337	21	22
5-4-2092-24-152	81337	12	1	5-4-2108-23-7	81337	51	57
5-4-2092-24-265	81337	12	1	5-4-2108-23-8	81337	21	14
5-4-2092-24-271	81337	12	1	5-4-2108-23-9	81337	52	36
5-4-2093-24-286	81337	1	72	5-4-2110-24-10	81337	18	36
5-4-2093-24-287	81337	1	71	5-4-2110-24-11	81337	18	40
	81337	1	101	5-4-2110-24-12	81337	18	42
5-4-2093-24-288	81337	1	88	5-4-2110-24-13	81337	18	37
5-4-2094-24-178	81337	6	1	5-4-2110-24-14	81337	18	39
5-4-2094-24-90	81337	5	1	5-4-2110-24-15	81337	18	41
5-4-2095-24-111	81337	9	1	5-4-2110-24-16	81337	18	38
5-4-2095-24-117	81337	9	5	5-4-2110-24-17	81337	18	21
5-4-2095-24-119	81337	9	1	5-4-2110-24-18	81337	18	19
5-4-2095-24-127	81337	9	1	5-4-2110-24-2	81337	18	11
5-4-2095-24-135	81337	10	1	5-4-2110-24-21	81337	16	79
5-4-2096-24-172	81337	14	1		81337	18	16
5-4-2096-24-392	81337	16	56	5-4-2110-24-22	81337	16	80
5-4-2096-24-399	81337	16	32		81337	18	17
5-4-2097-24-307	81337	20	2	5-4-2110-24-6	81337	18	13
5-4-2097-24-308	81337	20	3	5-4-2112-3-1	81337	37	44
5-4-2097-24-309	81337	20	4	5-4-2113-2-54	81337	42	4
5-4-2097-24-310	81337	20	5	5-4-2113-6-23	81337	25	21
5-4-2097-24-311	81337	20	6	5-4-2113-8-27	81337	26	38
5-4-2097-24-312	81337	20	7		81337	37	18
5-4-2097-24-313	81337	20	8	5-4-2114-92	81337	22	1
5-4-2097-24-314	81337	20	9	5-4-2116-3-26	81337	37	37
5-4-2097-24-315	81337	20	10	5-4-2116-8-35	81337	26	52
5-4-2097-24-428	81337	16	63	5-4-2116-8-36	81337	26	51
5-4-2097-24-429	81337	16	66	5-4-2117-24-367	81337	16	101
5-4-2097-24-430	81337	16	65	5-4-2118-24-383	81337	16	117
5-4-2097-24-431	81337	16	64	5-4-2119-3-28	81337	37	6
5-4-2098-24-295	81337	1	74	5-4-2119-3-29	81337	37	7
5-4-2099-11-12	81337	27	18	5-4-2119-3-53	81337	37	5
5-4-2099-11-13	81337	27	33	5-4-2121-2-82	81337	42	86
5-4-2099-11-14	81337	27	43	5-4-2121-6-1	81337	25	71
5-4-2099-11-15	81337	27	57	5-4-2122-14-51	81337	27	38
5-4-2099-11-24	81337	27	47		81337	29	29
5-4-2099-11-25	81337	27	48	5-4-2122-16-49	81337	27	37
5-4-2099-11-26	81337	27	53		81337	29	98
5-4-2099-11-36	81337	27	30	5-4-2122-6-28	81337	25	33
5-4-2099-11-9	81337	27	13	5-4-2122-6-29	81337	25	34
	81337	28	12	5-4-2122-6-35	81337	25	17
5-4-2100-3-18	81337	37	30	5-4-2123-24-42	81337	18	9
	81337	41	74	5-4-2124-5-1	81337	41	103
5-4-2100-4-112	81337	38	76	5-4-2125-4-43	81337	40	1
5-4-2101-3-23	81337	37	35	5-4-2125-4-44	81337	40	3
5-4-2101-3-24	81337	37	24	5-4-2125-4-45	81337	40	6
5-4-2101-4-117	81337	38	77				

**Section IV. INDEX-NATIONAL STOCK NUMBER AND REFERENCE NUMBER
CROSS-REFERENCE TO FIGURE AND ITEM NUMBER**

Reference No.	Mfg. Code	Figure No.	Item No.	Reference No.	Mfg. Code	Figure No.	Item No.
5-4-2125-4-46	81337	40	5	5-4-2150-8-74	81337	26	3
5-4-2125-4-49	81337	40	2	5-4-2151-4-179	81337	41	82
5-4-2126-4-21	81337	38	29	5-4-2151-8-76	81337	26	71
	81337	41	22	5-4-2151-8-83	81337	26	81
5-4-2126-4-25	81337	38	28	5-4-2152-8-23	81337	26	86
	81337	41	21	5-4-2152-8-24	81337	26	9
5-4-2126-4-26	81337	38	24	5-4-2153-8-29	81337	26	89
	81337	41	17	5-4-2153-8-34	81337	26	23
5-4-2126-4-95	81337	38	20	5-4-2154-8-25	81337	26	15
	81337	41	13	5-4-2154-8-37	81337	26	16
5-4-2127-4-131	81337	38	18	5-4-2155-11-34	81337	27	40
	81337	41	11	5-4-2155-11-35	81337	27	8
5-4-2127-4-178	81337	38	17		81337	27	35
	81337	41	10		81337	28	8
5-4-2128-4-164	81337	38	98		81337	28	32
	81337	41	86	5-4-2155-14-19	81337	29	44
5-4-2128-4-170	81337	38	97		81337	29	101
	81337	41	87	5-4-2155-14-49	81337	29	32
5-4-2128-5-31	81337	38	103	5-4-2155-14-50	81337	29	38
	81337	41	92	5-4-2155-14-55	81337	29	33
5-4-2129-4-50	81337	38	65	5-4-2155-16-48	81337	29	108
	81337	41	62	5-4-2155-2-174	81337	42	65A
5-4-2130-24-162	81337	8	8	5-4-2155-2-175	81337	42	85A
5-4-2131-24-463	81337	17	12	5-4-2155-25-66	81337	35	84
5-4-2132-25-72	81337	35	32		81337	35	87
5-4-2133-25-52	81337	35	64	5-4-2155-3-57	81337	37	20
5-4-2133-25-53	81337	35	70	5-4-2155-3-58	81337	37	21
5-4-2133-25-54	81337	35	65	5-4-2155-4-79	81337	39	7
5-4-2133-25-75	81337	35	58	5-4-2155-68	81337	23	20
5-4-2134-25-73	81337	35	61		81337	23	50
5-4-2136-25-1	81337	35	4	5-4-2155-69	81337	23	43
5-4-2136-25-10	81337	35	7	5-4-2155-8-10	81337	25	66
5-4-2136-25-12	81337	35	23		81337	26	19
5-4-2136-25-13	81337	35	10	5-4-2155-8-39	81337	26	41
5-4-2136-25-14	81337	35	14	5-4-2155-8-95	81337	26	96
5-4-2136-25-16	81337	35	13	5-4-2156-12-1	81337	28	38
5-4-2136-25-19	81337	35	18	5-4-2156-14-1	81337	29	60
5-4-2136-25-2	81337	35	25		81337	29	116
5-4-2136-25-20	81337	35	22	5-4-2156-22-10	81337	34	21
5-4-2136-25-22	81337	35	21	5-4-2156-22-14	81337	34	19
5-4-2136-25-34	81337	35	44	5-4-2156-22-18	81337	34	20
5-4-2136-25-8	81337	35	24	5-4-2157-14-41	81337	29	47
5-4-2136-25-9	81337	35	8		81337	29	104
5-4-2137-25-25	81337	35	38	5-4-2157-16-47	81337	29	111
5-4-2137-25-26	81337	35	47	5-4-2157-3-12	81337	37	9
5-4-2137-25-27	81337	35	46	5-4-2157-3-14	81337	37	3
5-4-2137-25-28	81337	35	51	5-4-2157-4-179	81337	38	60
5-4-2137-25-30	81337	35	49	5-4-2157-41-3	81337	23	118
5-4-2137-25-33	81337	35	43	5-4-2157-41-4	81337	23	119
5-4-2137-25-36	81337	35	54	5-4-2157-42-3	81337	23	126
5-4-2138-25-74	81337	35	28	5-4-2157-43-3	81337	23	136
5-4-2139-25-43	81337	35	73	5-4-2157-43-4	81337	23	135
5-4-2139-25-48	81337	35	79	5-4-2157-43-6	81337	23	133
5-4-2139-25-49	81337	35	78	5-4-2157-5-14	81337	41	46
5-4-2139-25-51	81337	35	80	5-4-2157-5-15	81337	41	47
5-4-2140-25-59	81337	35	86	5-4-2157-5-16	81337	41	48
5-4-2140-25-60	81337	35	93	5-4-2157-6-9	81337	25	43
5-4-2140-25-61	81337	35	92	5-4-2158-11-29	81337	27	6
5-4-2140-25-66	81337	35	87		81397	28	6
5-4-2140-25-68	81337	35	83	5-4-2158-11-30	81337	27	3
5-4-2140-25-69	81337	35	85		81337	28	3
5-4-2140-25-70	81337	35	84	5-4-2158-14-13	81337	29	12
5-4-2142-24-452	81337	17	1		81337	29	84
5-4-2143-2-55	81337	42	82	5-4-2158-14-14	81337	29	6
5-4-2143-2-56	81337	42	73		81337	29	78
5-4-2145-2-10	81337	42	58	5-4-2159-10-6	81337	27	26
5-4-2145-2-13	81337	42	57		81337	28	22
5-4-2145-2-9	81337	42	55		81337	29	54
5-4-2146-2-33	81337	42	14		81337	29	96
5-4-2147-4-52	81337	39	29	5-4-2159-14-43	81337	27	23
5-4-2147-8-1	81337	26	99		81337	28	19
5-4-2148-8-19	81337	26	18		81337	29	51
5-4-2148-8-26	81337	26	27		81337	29	93
5-4-2149-24-34.3	81337	16	20	5-4-2160-4-32	81337	38	13
5-4-2149-24-349	81337	16	24	5-4-2161-4-51	81337	39	1
	81337	16	37	5-4-2161-4-56	81337	39	15
5-4-2149-24-350	81337	16	25	5-4-2161-4-57	81337	39	28
5-4-2149-24-351	81337	16	20	5-4-2161-4-58	81337	39	6
5-4-2150-8-70	81337	26	2	5-4-2161-4-59	81337	39	24

**Section IV. INDEX-NATIONAL STOCK NUMBER AND REFERENCE NUMBER
CROSS-REFERENCE TO FIGURE AND ITEM NUMBER**

Reference No.	Mfg. Code	Figure No.	Item No.	Reference No.	Mfg. Code	Figure No.	Item No.
5-4-2161-4-60	81337	39	14	97102	74545	1	77
5-4-2161-4-61	81337	39	27	99833PC98	85375	18	7
5-4-2161-4-75	81337	39	19		85735	35	42
5-4-2161-4-76	81337	39	3	99836	85735	18	2
5-4-2161-4-77	81337	39	10		85735	35	15
5-4-2161-4-93	81337	39	17		85735	35	39
5-4-2161-4-94	81337	39	25		85735	35	74
5-4-2162-4-1	61337	38	112	9947C130	85735	35	95
5-4-2164-19-50	81337	33	1				
5-4-2164-19-51	81337	33	12				
5-4-2164-19-52	81337	33	21				
5-4-2164-19-53	81337	33	14				
	81337	33	23				
5-4-2164-19-54	81337	33	9				
5-4-2164-19-55	81337	33	11				
	81337	33	20				
5-4-2164-19-56	81337	33	13				
	81337	33	22				
5-4-2164-19-57	81337	33	3				
	81337	33	16				
5-4-2164-19-58	81337	33	10				
	81337	33	18				
5-4-2164-19-61	81337	33	19				
5-4-2164-19-62	81337	33	24				
5-4-2164-19-63	81337	33	8				
5-4-2164-4-62	81337	33	1				
5-4-2165-19-23	81337	31	14				
5-4-2166-19-5	81337	31	39				
5-4-2166-19-6	81337	31	42				
5-4-2166-19-7	81337	31	43				
5-4-2166-19-8	81337	31	41				
5-4-2167-21-42	81337	31	31				
5-4-2169-8-71	81337	26	6				
5-4-2170-8-77	81337	26	82				
5-4-2171-18-8	81337	30	18				
5-4-2171-18-9	81337	30	21				
5-4-2174-122	81337	23	100				
5-4-2174-123	81337	23	99				
5-4-2174-124	81337	23	103				
5-4-2306-41-1	81337	23	120				
5-4-2306-42-1	81337	23	127				
5-4-2306-43-1	81337	23	137				
5-4-2306-43-5	81337	23	134				
5-4-2306-43-7	81337	23	129				
50603C4R13L6	84256	47	24				
50603C6R24L7	84256	36	36				
50603C6R27L12	84256	36	32				
50603C8R24L7	84256	36	36				
50603S8R35L10	84256	42	56				
573-12NC7	79326	21	4				
	79326	21	27				
573-12UP6-15	79326	21	2				
5757C9	19220	41	4				
6-4-2050-4-21	81337	38	61				
6S15131	71785	11	7				
6S15134	71785	12	5				
	81337	12	5				
600187	05699	42	88				
600188	05699	42	89				
600200	05699	42	90				
6061-0	81348	21	17				
	81348	21	25				
700SCESA0023	01413	23	46				
701080	05699	35	96				
701409	05699	23	57				
7271-8-20	82647	17	7				
7276-101-10	82647	17	11				
7276-101-3	82647	17	5				
7440	74545	11	4				
7484	74545	11	7				
7486	74545	12	5				
80V0BD	91306	22	7				
9002	07124	35					
9221-4	09284	51	41				
93072	74545	1	57				
93101	74545	1	43				
	74545	1	60				
93181	74545	1	40				

**SUPPLEMENTARY INDEX
NATIONAL STOCK NUMBER TO FIGURE AND ITEM NUMBER**

<u>Stock Number</u>	<u>Figure No.</u>	<u>Item No.</u>
1450-00-918-7392	46	3
4320-00-060-6805	51	41
4730-00-080-3091	21	18
5305-00-163-6561	51	2
5305-00-163-6561	51	73
5305-00-163-6561	52	2
5305-00-163-6561	52	51
5330-00-105-8666	23	-
5340-00-811-2618	11	24
(deleted)	32	15
5410-00-807-5811	22	2
6240-00-519-0445	1	28D
6620-00-556-8655	1	28E
4030-01-058-6349	36	20
4030-01-058-6349	51	4
4030-01-058-6349	51	75
4030-01-058-6349	52	4
4030-01-058-6349	52	53

**Section IV. SUPPLEMENTARY INDEX
REFERENCE NUMBER CROSS-REFERENCE TO FIGURE AND ITEM NUMBER**

<u>Reference No.</u>	<u>Mfs. Code</u>	<u>Figure No.</u>	<u>Item No.</u>
5-4-2013	81337	22	2
(deleted)	(deleted)	32	15
54-206830-12	81337	24	5A
(deleted)	(deleted)	23	76
54-2155-8-39	81337	23	-
1180-D-203-1	51913	51A	13
31000	00624	46	3
(deleted)	(deleted)	23	57
13217E3987	97403	51	41
FC8T9/CW	08108	1	28E
FC12T9/CW	08108	1	28D
HI-17352-1	26590	36	20
HI-17352-1	26590	51	4
HI-17352-1	26590	51	75
HI-17352-1	26590	52	4
HI-1735201	26590	52	53
MS21919WH14	96906	1	24
MD24404D12	96906	21	18
MS51861-14C	96906	51	2
MS51861-14C	96906	51	73
MS51861-14C	96906	52	3
MS51861-14C	96906	52	51
S 47	81330	51A	5

Change 1 199/(200 blank)

By Order of the Secretary of the Army:

Official:

J. C. PENNINGTON

*Brigadier General, United States Army
The Adjutant General*

BERNARD W. ROGERS

General, United States Army


Chief of Staff

Distribution:

To be distributed in accordance with DA Form 12-25A, Direct and General Support maintenance requirements for Shelters.

* U.S. GOVERNMENT PRINTING OFFICE: 1990 - 261-888/22607

RECOMMENDED CHANGES TO EQUIPMENT TECHNICAL PUBLICATIONS

 <p style="font-size: 24pt; font-weight: bold; margin: 0;">SOMETHING WRONG WITH PUBLICATION</p>			
<p>FROM: (PRINT YOUR UNIT'S COMPLETE ADDRESS)</p>			
<p>DATE SENT</p>			
<p>PUBLICATION NUMBER</p>		<p>PUBLICATION DATE</p>	<p>PUBLICATION TITLE</p>
<p>BE EXACT PIN-POINT WHERE IT IS</p>			
<p>PAGE NO.</p>	<p>PARA-GRAPH</p>	<p>FIGURE NO.</p>	<p>TABLE NO.</p>
<p style="font-weight: bold; font-size: 14pt;">IN THIS SPACE, TELL WHAT IS WRONG AND WHAT SHOULD BE DONE ABOUT IT.</p>			
<p>PRINTED NAME, GRADE OR TITLE AND TELEPHONE NUMBER</p>			<p>SIGN HERE</p>

The Metric System and Equivalents

Linear Measure

1 centimeter = 10 millimeters = .39 inch
 1 decimeter = 10 centimeters = 3.94 inches
 1 meter = 10 decimeters = 39.37 inches
 1 dekameter = 10 meters = 32.8 feet
 1 hectometer = 10 dekameters = 328.08 feet
 1 kilometer = 10 hectometers = 3,280.8 feet

Weights

1 centigram = 10 milligrams = .15 grain
 1 decigram = 10 centigrams = 1.54 grains
 1 gram = 10 decigrams = .035 ounce
 1 decagram = 10 grams = .35 ounce
 1 hectogram = 10 decagrams = 3.52 ounces
 1 kilogram = 10 hectograms = 2.2 pounds
 1 quintal = 100 kilograms = 220.46 pounds
 1 metric ton = 10 quintals = 1.1 short tons

Liquid Measure

1 centiliter = 10 milliliters = .34 fl. ounce
 1 deciliter = 10 centiliters = 3.38 fl. ounces
 1 liter = 10 deciliters = 33.81 fl. ounces
 1 dekaliter = 10 liters = 2.64 gallons
 1 hectoliter = 10 dekaliters = 26.42 gallons
 1 kiloliter = 10 hectoliters = 264.18 gallons

Square Measure

1 sq. centimeter = 100 sq. millimeters = .155 sq. inch
 1 sq. decimeter = 100 sq. centimeters = 15.5 sq. inches
 1 sq. meter (centare) = 100 sq. decimeters = 10.76 sq. feet
 1 sq. dekameter (are) = 100 sq. meters = 1,076.4 sq. feet
 1 sq. hectometer (hectare) = 100 sq. dekameters = 2.47 acres
 1 sq. kilometer = 100 sq. hectometers = .386 sq. mile

Cubic Measure

1 cu. centimeter = 1000 cu. millimeters = .06 cu. inch
 1 cu. decimeter = 1000 cu. centimeters = 61.02 cu. inches
 1 cu. meter = 1000 cu. decimeters = 35.31 cu. feet

Approximate Conversion Factors

<i>To change</i>	<i>To</i>	<i>Multiply by</i>	<i>To change</i>	<i>To</i>	<i>Multiply by</i>
inches	centimeters	2.540	ounce-inches	Newton-meters	.007062
feet	meters	.305	centimeters	inches	.394
yards	meters	.914	meters	feet	3.280
miles	kilometers	1.609	meters	yards	1.094
square inches	square centimeters	6.451	kilometers	miles	.621
square feet	square meters	.093	square centimeters	square inches	.155
square yards	square meters	.836	square meters	square feet	10.764
square miles	square kilometers	2.590	square meters	square yards	1.196
acres	square hectometers	.405	square kilometers	square miles	.386
cubic feet	cubic meters	.028	square hectometers	acres	2.471
cubic yards	cubic meters	.765	cubic meters	cubic feet	35.315
fluid ounces	milliliters	29.573	cubic meters	cubic yards	1.308
pints	liters	.473	milliliters	fluid ounces	.034
quarts	liters	.946	liters	pints	2.113
gallons	liters	3.785	liters	quarts	1.057
ounces	grams	28.349	liters	gallons	.264
pounds	kilograms	.454	grams	ounces	.035
short tons	metric tons	.907	kilograms	pounds	2.205
pound-feet	Newton-meters	1.356	metric tons	short tons	1.102
pound-inches	Newton-meters	.11296			

Temperature (Exact)

°F	Fahrenheit temperature	5/9 (after subtracting 32)	Celsius temperature	°C
----	------------------------	----------------------------	---------------------	----

PIN: 028396-000